



robern

2025 PRICE BOOK



TABLE OF CONTENTS

CUSTOMER SERVICE - QUICK REFERENCE GUIDE

pg 2

QUICK SHIP PROGRAM

pg 3

DISCONTINUED PRODUCT SUMMARY

pg.14

MEDICINE CABINETS

pg.14

NICHES

pg.124

LIGHTING

pg.128

MIRRORS

pg 162

VANITIES

pg.210

CRAFT SERIES - VANITIES, MEDICINE CABINETS, AND MIRRORS

pg 290

MAGNIFICATION MIRRORS

pg.354

ACCESSORIES

pg.356

SAMPLES

pg. 370

FREIGHT AND RETURN POLICY

pg.380

WARRANTY AND TERMS AND CONDITIONS

pg.382

WARRANTY REQUEST FORM

pg.383

MODEL NUMBER INDEX

pg.380

COLORS AND FINISHES

pg.413



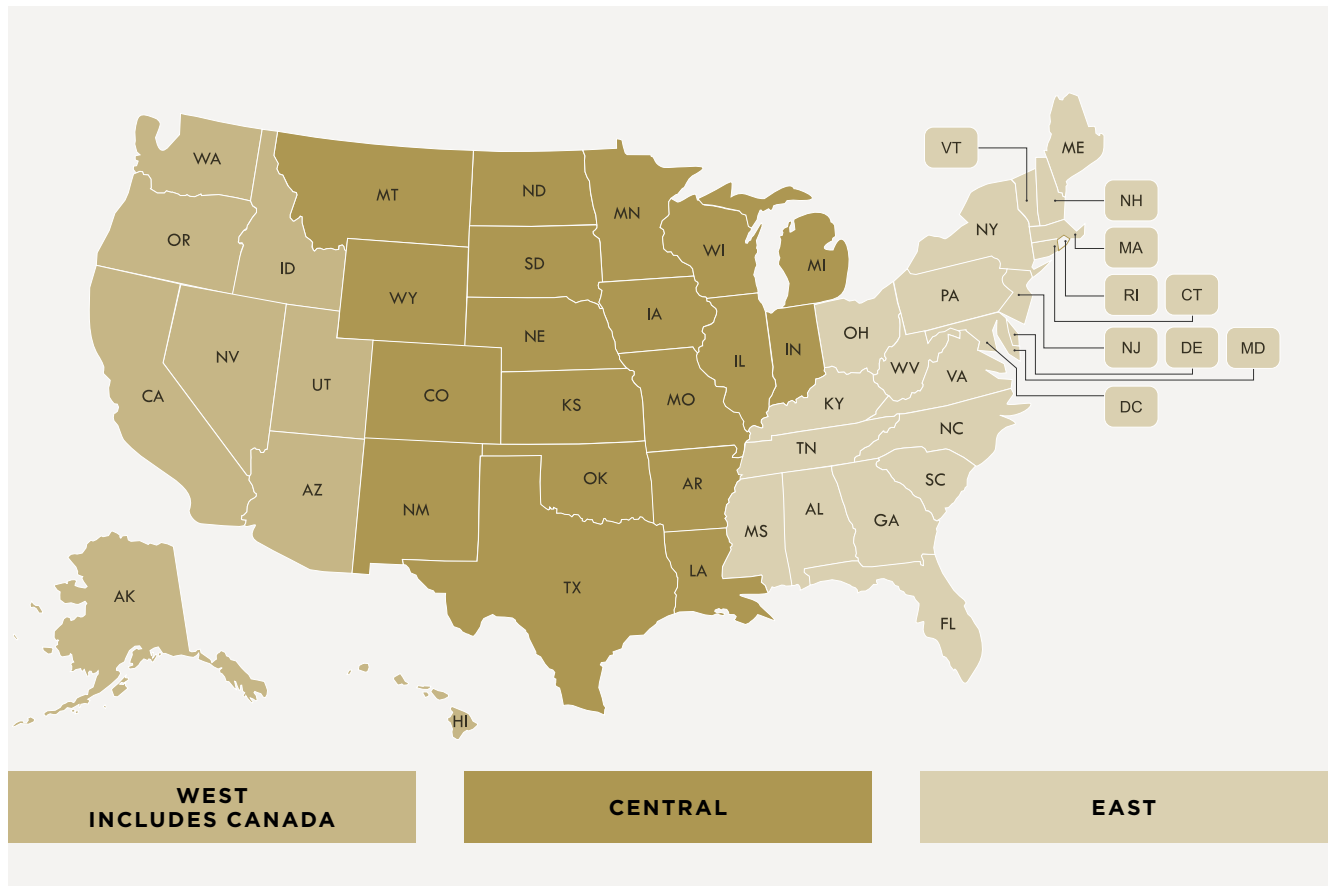
Product updates will happen throughout 2025. Scan here to ensure you have the latest pricing.



CUSTOMER SERVICE - QUICK REFERENCE GUIDE

CALL 800-877-2376 FOR:

- Design Specification Questions
- Installation Questions
- Placing an Order
- Order Status Check
- Warranty
- Replacement Parts
- Returns
- Commerical Specification Projects



If you prefer email, and are a HOMEOWNER OR CONTRACTOR contact us at:
CustomerService@Robern.com.

If you prefer email, and are a SHOWROOM, DISTRIBUTOR OR DESIGNER/SPECIFIER contact us at:
RobernEast@Robern.com = East Region
RobernCentral@Robern.com = Central Region
RobernWest@Robern.com = West Region
RobernCanada@Robern.com = Canada Region

If you prefer email, and are interested in CUSTOM PROJECT SOLUTIONS (for commercial specification projects), contact us at: Custom@Robern.com.

Hours of Operation: Monday – Friday, 8am – 6pm EST



ROBERN QUICK SHIP PROGRAM

- Robern Quick Ship Program is intended for use by Robern's dealers only.
- Robern Quick Ship orders must be placed on a separate P.O. Please clearly mark the order "Quick Ship".
- Maximum order value for Quick Ship order \$10,000 net.
- Net order must exceed \$2000 to get freight pre-paid by Robern. If order does not exceed \$2000, shipping charges will apply.
- All Robern sales and shipping conditions will apply.
- Orders will ship within 72 hours of receipt of order.
- Quick Ship orders are non-cancelable.

MODEL NO.	PRODUCT	PRICE USD	PRICE CAD	PAGE
Uplift® Tech Medicine Cabinets				
UC30276FPNE2N	30" x 27" x 6", Non-Lit, Electric Upgrade	\$3,999	\$5,329	43
UC30276RP3E2N	30" x 27" x 6", Perimeter Lit, Warm White (2700K), Dimmable, Electric Upgrade	\$4,829	\$6,399	41
UC30276RP3E4N	30" x 27" x 6", Perimeter Lit, Warm White (2700K), Dimmable, Electric+ Upgrade	\$5,579	\$7,429	41
UC30276RPTE4N	30" x 27" x 6", Perimeter Lit, Dimmable, Electric+ with TUN Upgrade	\$5,849	\$7,799	41
UC36276RP3E2N	36" x 27" x 6", Perimeter Lit, Warm White (2700K), Dimmable, Electric Upgrade	\$5,579	\$7,429	41
UC36276RP3E4N	36" x 27" x 6", Perimeter Lit, Warm White (2700K), Dimmable, Electric+ Upgrade	\$6,349	\$8,449	41
UC36276RPTE4N	36" x 27" x 6", Perimeter Lit, Dimmable, Electric+ with TUN Upgrade	\$6,579	\$8,749	41
UC48276RP3E2N	48" x 27" x 6", Perimeter Lit, Warm White (2700K), Dimmable, Electric Upgrade	\$6,579	\$8,749	41
UC48276RP3E4N	48" x 27" x 6", Perimeter Lit, Warm White (2700K), Dimmable, Electric+ Upgrade	\$7,379	\$9,799	41
UC48276RPTE4N	48" x 27" x 6", Perimeter Lit, Dimmable, Electric+ with TUN Upgrade	\$7,629	\$10,129	41
M Series Reserve™ Medicine Cabinets and Accessories				
MR2440D4FPE2	24" x 40" x 4", Polished Edge, Electric Upgrade	\$2,899	\$3,879	53
MR2436D4FPE2	24" x 36" x 4", Polished Edge, Electric Upgrade	\$2,629	\$3,499	52
MR2430D4FPE2	24" x 30" x 4", Polished Edge, Electric Upgrade	\$2,449	\$3,279	52
MR2440D4FPE4L	24" x 40" x 4", Polished Edge, Electric+ Upgrade, Left Hinge	\$4,249	\$5,649	53
MR2040D4FPE2	20" x 40" x 4", Polished Edge, Electric Upgrade	\$2,849	\$3,799	50
MR2440D6FPE2	24" x 40" x 6", Polished Edge, Electric Upgrade	\$3,249	\$4,329	53
MR2448D4FPE2	24" x 48" x 4", Polished Edge, Electric Upgrade	\$3,099	\$4,149	53
MR2036D4FPE2	20" x 36" x 4", Polished Edge, Electric Upgrade	\$2,579	\$3,429	56
MR2440D4FPE0	24" x 40" x 4", Polished Edge	\$2,179	\$2,899	53
MR2440D4FPE4R	24" x 40" x 4", Polished Edge, Electric+ Upgrade, Right Hinge	\$4,249	\$5,649	53
MR1640D4FPE2	16" x 40" x 4", Polished Edge, Electric Upgrade	\$2,629	\$3,499	48
MR3030D4FPE2	30" x 30" x 4", Polished Edge, Electric Upgrade	\$3,579	\$4,779	55

continued on next page »



ROBERN QUICK SHIP PROGRAM

MODEL NO.	PRODUCT	PRICE USD	PRICE CAD	PAGE
MR2436D4FPEO	24" x 36" x 4", Polished Edge	\$1,899	\$2,529	55
MR2030D4FPE2	20" x 30" x 4", Polished Edge, Electric Upgrade	\$2,399	\$3,199	55
MR3030D4FPEO	30" x 30" x 4", Polished Edge	\$2,299	\$3,049	55
MR2030D4FPEO	20" x 30" x 4", Polished Edge	\$1,679	\$2,229	55
MR1630D4FPE2	16" x 30" x 4", Polished Edge, Electric Upgrade	\$2,129	\$2,829	47
MR2430D4FPEO	24" x 30" x 4", Polished Edge	\$1,729	\$2,299	55
MR3040D4FPE2	30" x 40" x 4", Polished Edge, Electric Upgrade	\$4,029	\$5,349	55
MR2436D6FPE2	24" x 36" x 6", Polished Edge, Electric Upgrade	\$2,979	\$3,949	55
MR2430D4FPE4L	24" x 30" x 4", Polished Edge, Electric+ Upgrade, Left Hinge	\$3,699	\$4,899	55
MR1636D4FPE2	16" x 36" x 4", Polished Edge, Electric Upgrade	\$2,299	\$3,049	47
MR2448D4FPEO	24" x 48" x 4", Polished Edge	\$2,379	\$3,179	53
MR1630D4FPEO	16" x 30" x 4", Polished Edge	\$1,399	\$1,849	47
MR2430D4FPE4R	24" x 30" x 4", Polished Edge, Electric+ Upgrade, Right Hinge	\$3,699	\$4,899	52
MR2040D4FPEO	20" x 40" x 4", Polished Edge	\$2,129	\$2,829	50
MR2436D4FPE4L	24" x 36" x 4", Polished Edge, Electric+ Upgrade, Left Hinge	\$3,929	\$5,199	55
VT-WIREORG	Wire Organizer, For M Series Reserve	\$55	\$73	365
HT-MAGORG	Magnetic Storage, For M Series Reserve	\$55	\$73	365
HT-ORGKIT	Organization Kit, 2 Storage Bins and Storage Tray, For M Series Reserve	\$122	\$149	365
VT-SPOMM	Adjustable Magnification Mirror, 5X Magnification	\$399	\$529	359
MPUSHKIT	Push-to-Open Kit	\$179	\$229	359
VT-PUSHKIT	Push-to-Open Kit, For M Series Reserve	\$129	\$179	359
EDGE Pull-84	Edge Pull Handle Kit, Polished Stainless Steel	\$229	\$299	359
P2SMKIT30D4P	Cabinet Side Kits, 4" x 30" x 2/25", Surface-Mount	\$179	\$229	360
P2SMKIT36D4P	Cabinet Side Kits, 4" x 36" x 2/25", Surface-Mount	\$399	\$529	360
P2SMKIT40D4P	Cabinet Side Kits, 4" x 40" x 2/25", Surface-Mount	\$399	\$529	361
P2SM-GKIT30D4P	Surface-Mount and Ganging Kits, 4" x 30" x 2/25"	\$379	\$499	360
P2SM-GKIT36D4P	Surface-Mount and Ganging Kits, 4" x 36" x 2/25"	\$499	\$679	360
P2SM-GKIT40D4P	Surface-Mount and Ganging Kits, 4" x 40" x 2/25"	\$499	\$679	361
HT-STORAGETRAY	Storage Tray, 6"W x 1/4"H x 3"D	\$55	\$73	358
Craft Series® Medicine Cabinets				
CC2444D4RC87TU	24" x 44" x 4", Aged Brass, Electric Upgrade	\$2,499	\$3,329	333
CC2034D4RC83TU	20" x 34" x 4", Matte Black, Electric Upgrade	\$2,129	\$2,829	333
CC2034D4RC87SC	20" x 34" x 4", Aged Brass, Slow-Close Hinges	\$1,779	\$2,349	333
CC2444D4RC84TU	24" x 44" x 4", Polished Stainless Steel, Electric Upgrade	\$2,499	\$3,329	333
CC2034D4RC87TU	20" x 34" x 4", Aged Brass, Electric Upgrade	\$2,129	\$2,829	333
CC2034D4RC83SC	20" x 34" x 4", Matte Black, Slow-Close Hinges	\$1,779	\$2,349	333
CC2034D4RC84SC	20" x 34" x 4", Polished Stainless Steel, Slow-Close Hinges	\$1,779	\$2,349	333
CC2034D4RC84TU	20" x 34" x 4", Polished Stainless Steel, Electric Upgrade	\$2,129	\$2,829	333
CC2444D4RC83TU	24" x 44" x 4", Matte Black, Electric Upgrade	\$2,499	\$3,329	333
CC2444D4RC84SC	24" x 44" x 4", Polished Stainless Steel, Slow-Close Hinges	\$2,129	\$2,829	333
CC2444D4RC87SC	24" x 44" x 4", Aged Brass, Slow-Close Hinges	\$2,129	\$2,829	333
CC2444D4RC83SC	24" x 44" x 4", Matte Black, Slow-Close Hinges	\$2,129	\$2,829	333

continued on next page »



ROBERN QUICK SHIP PROGRAM

MODEL NO.	PRODUCT	PRICE USD	PRICE CAD	PAGE
CC2440D4TF68TU	24" x 40" x 4", Iron Black, Electric Upgrade	\$2,449	\$3,249	333
CC2440D4TF87TU	24" x 40" x 4", Aged Brass, Electric Upgrade	\$2,449	\$3,249	333
InLine 2.0 Lighting		PRICE USD	PRICE CAD	
MLC30IKSSVC	Modular, 3-1/2" x 30" x 15/16", Tunable (2700K - 5600K)	\$1,499	\$1,999	140
MLC40IKSSVC	Modular, 3-1/2" x 40" x 15/16", Tunable (2700K - 5600K)	\$1,799	\$2,379	140
MLC40IKSSVCK	Sconce, 3-1/2" x 40" x 1-1/4", Tunable (2700K - 5600K)	\$1,399	\$1,849	140
MLC48IKSS3D	Modular, 3-1/2" x 48" x 15/16", Dimmable (3000K)	\$1,549	\$2,049	140
MLC40IKSS3D	Modular, 3-1/2" x 40" x 15/16", Dimmable (3000K)	\$1,449	\$1,929	140
MLC36IKSS3D	Modular, 3-1/2" x 36" x 15/16", Dimmable (3000K)	\$1,399	\$1,849	140
MLC30IKSS3D	Modular, 3-1/2" x 30" x 15/16", Dimmable (3000K)	\$1,329	\$1,749	140
MLC40IKSS3DK	Sconce, 3-1/2" x 40" x 1-1/4", Dimmable (3000K)	\$1,199	\$1,599	140
MLC48IKSSVCK	Sconce, 3-1/2" x 48" x 1-1/4", Tunable (2700K - 5600K)	\$1,679	\$2,229	140
MLC30IKSS3DK	Sconce, 3-1/2" x 30" x 1-1/4", Dimmable (3000K)	\$1,149	\$1,529	140
MLC36IKSS3DK	Sconce, 3-1/2" x 36" x 1-1/4", Dimmable (3000K)	\$1,199	\$1,599	140
MLC48IKSSVC	Modular, 3-1/2" x 48" x 15/16", Tunable (2700K - 5600K)	\$2,079	\$2,749	140
MLC36IKSSVC	Modular, 3-1/2" x 36" x 15/16", Tunable (2700K - 5600K)	\$1,629	\$2,149	140
Tenor™ Lighting		PRICE USD	PRICE CAD	
JLA30DKSC3D77	Modular, 1-3/8" x 30" x 1-3/4", Diamond, Polished Nickel, Dimmable, (3000K)	\$1,099	\$1,449	149
JLA40RKSC3D76	Modular, 1-3/8" x 40" x 1-9/16", Round, Chrome, Dimmable, (3000K)	\$1,179	\$1,549	151
JLA40RKSC3D83	Modular, 1-3/8" x 40" x 1-9/16", Round, Matte Black, Dimmable, (3000K)	\$1,329	\$1,749	151
JLA40FKSCVC86	Modular, 1-3/8" x 40" x 2", Fluted, Brass, Tunable (2700K - 5600K)	\$1,929	\$2,579	154
JLA40FKSC3D83	Modular, 1-3/8" x 40" x 2", Fluted, Matte Black, Dimmable, (3000K)	\$1,329	\$1,749	150
JLA40FKSC3D77	Modular, 1-3/8" x 40" x 2", Fluted, Polished Nickel, Dimmable, (3000K)	\$1,329	\$1,749	154
JLA40DKSC3D76	Modular, 1-3/8" x 40" x 1-3/4", Diamond, Chrome Dimmable, (3000K)	\$1,179	\$1,549	149
JLA40FKSC3D76	Modular, 1-3/8" x 40" x 2", Fluted, Chrome, Dimmable, (3000K)	\$1,179	\$1,549	150
JLA40FKSCVC83	Modular, 1-3/8" x 40" x 2", Fluted, Matte Black, Tunable (2700K - 5600K)	\$1,929	\$2,579	150
JLA36RKSC3D76	Modular, 1-3/8" x 36" x 1-9/16", Round, Chrome, Dimmable, (3000K)	\$1,049	\$1,399	151
JLA40RKSC3D86	Modular, 1-3/8" x 40" x 1-9/16", Round, Brass, Dimmable, (3000K)	\$1,329	\$1,749	151
JLA30FKSC3D77	Modular, 1-3/8" x 30" x 2", Fluted, Polished Nickel, Dimmable, (3000K)	\$1,099	\$1,449	154
JLA36FKSC3D76K	Sconce, 1-3/8" x 36" x 2", Fluted, Chrome, Dimmable, (3000K)	\$899	\$1,199	153
JLA36FKSCVC77	Modular, 1-3/8" x 36" x 2", Fluted, Polished Nickel, Tunable (2700K - 5600K)	\$1,829	\$2,429	150
JLA40FKSC3D76K	Sconce, 1-3/8" x 40" x 2", Fluted, Chrome, Dimmable, (3000K)	\$979	\$1,299	153

continued on next page »



ROBERN QUICK SHIP PROGRAM

MODEL NO.	PRODUCT	PRICE USD	PRICE CAD	PAGE
JLA40DKSCVC83	Modular, 1-3/8" x 40" x 1-3/4", Diamond, Matte Black, Tunable (2700K - 5600K)	\$1,929	\$2,579	149
JLA40DKSCVC76	Modular, 1-3/8" x 40" x 1-3/4", Diamond, Chrome, Tunable (2700K - 5600K)	\$1,799	\$2,379	149
JLA30RKSCVC77	Modular, 1-3/8" x 30" x 1-9/16", Round, Polished Nickel, Tunable (2700K - 5600K)	\$1,699	\$2,279	149
JLA40RKSC3D77	Modular, 1-3/8" x 40" x 1-9/16", Round, Polished Nickel, Dimmable, (3000K)	\$1,329	\$1,749	149
JLA40RKSCVC77	Modular, 1-3/8" x 40" x 1-9/16", Round, Polished Nickel, Tunable (2700K - 5600K)	\$1,929	\$2,579	151
JLA36RKSC3D83	Modular, 1-3/8" x 36" x 1-9/16", Round, Matte Black, Dimmable, (3000K)	\$1,199	\$1,599	151
JLA40RKSC3D76K	Sconce, 1-3/8" x 40" x 1-9/16", Round, Chrome, Dimmable, (3000K)	\$979	\$1,299	155
JLA30FKSC3D76	Modular, 1-3/8" x 30" x 2", Fluted, Chrome, Dimmable, (3000K)	\$949	\$1,279	150
JLA40DKSCVC77K	Sconce, 1-3/8" x 40" x 1-3/4", Diamond, Polished Nickel, Tunable (2700K - 5600K)	\$1,579	\$2,079	155
JLA36FKSCVC83K	Sconce, 1-3/8" x 36" x 2", Fluted, Matte Black, Tunable (2700K - 5600K)	\$1,479	\$1,979	155
JLA40FKSCVC86K	Sconce, 1-3/8" x 40" x 2", Fluted, Brass, Tunable 2700K - 5600K)	\$1,579	\$2,079	155
JLA36DKSC3D76	Modular, 1-3/8" x 36" x 1-3/4", Diamond, Chrome, Dimmable, (3000K)	\$1,049	\$1,399	149
JLA40RKSCVC83	Modular, 1-3/8" x 40" x 1-9/16", Round, Matte Black, Tunable (2700K - 5600K)	\$1,929	\$2,579	151
JLA36RKSC3D86	Modular, 1-3/8" x 36" x 1-9/16", Round, Brass, Dimmable, (3000K)	\$1,199	\$1,599	151
JLA40FKSC3D86	Modular, 1-3/8" x 40" x 2", Fluted, Brass, Dimmable, (3000K)	\$1,329	\$1,749	150
JLA40RKSCVC86K	Sconce, 1-3/8" x 40" x 1-9/16", Round, Brass, Tunable (2700K - 5600K)	\$1,579	\$2,079	155
JLA30DKSC3D76	Modular, 1-3/8" x 30" x 1-3/4", Diamond, Chrome, Dimmable, (3000K)	\$949	\$1,279	149
JLA40FKSC3D83K	Sconce, 1-3/8" x 40" x 2", Fluted, Matte Black, Dimmable, (3000K)	\$1,099	\$1,449	155
JLA36FKSC3D86	Modular, 1-3/8" x 36" x 2", Fluted, Brass, Dimmable, (3000K)	\$1,199	\$1,599	150
JLA30FKSC3D77K	Sconce, 1-3/8" x 30" x 2", Fluted, Polished Nickel, Dimmable, (3000K)	\$929	\$1,229	155
JLA30DKSC3D83	Modular, 1-3/8" x 30" x 1-3/4", Diamond, Matte Black, Dimmable, (3000K)	\$1,099	\$1,449	149
JLA30FKSC3D86	Modular, 1-3/8" x 30" x 2", Fluted, Brass, Dimmable, (3000K)	\$1,099	\$1,449	150
JLA30DKSCVC76	Modular, 1-3/8" x 30" x 1-3/4", Diamond, Chrome, Tunable (2700K - 5600K)	\$1,579	\$2,079	149
JLA30DKSCVC76K	Sconce, 1-3/8" x 30" x 1-3/4", Diamond, Chrome, Tunable (2700K - 5600K)	\$1,279	\$1,699	155
JLA30RKSC3D83K	Sconce, 1-3/8" x 30" x 1-9/16", Round, Matte Black, Dimmable, (3000K)	\$929	\$1,229	155

continued on next page »



ROBERN QUICK SHIP PROGRAM

MODEL NO.	PRODUCT	PRICE USD	PRICE CAD	PAGE
Vesper® Lighting		PRICE USD	PRICE CAD	
GLB30MLSS3D	2-¾" W × 30" H × 4-⅝" D, Midline, 3000K	\$549	\$749	159
GLB36MLSS3D	2-¾" W × 36" H × 4-⅝" D, Midline, 3000K	\$679	\$899	159
GLB40MLSS3D	2-¾" W × 40" H × 4-⅝" D, Midline, 3000K	\$729	\$979	159
GLB30ULSS3D	2-¾" W × 30" H × 4-⅝" D, Outline, 3000K	\$679	\$899	159
GLB36ULSS3D	2-¾" W × 36" H × 4-⅝" D, Outline, 3000K	\$729	\$979	159
GLB40ULSS3D	2-¾" W × 40" H × 4-⅝" D, Outline, 3000K	\$779	\$1,049	159
GLA30ELPS3D	1-⅜" W × 30" H × 4-⅝" D, Edgeline, 3000K	\$1,049	\$1,379	159
GLA36ELPS3D	1-⅜" W × 36" H × 4-⅝" D, Edgeline, 3000K	\$1,179	\$1,549	159
GLA40ELPS3D	1-⅜" W × 40" H × 4-⅝" D, Edgeline, 3000K	\$1,329	\$1,749	159
Vitality® Lighted Mirrors		PRICE USD	PRICE CAD	
YM0030CPFPD3	30" Diameter × 1-¾" D, Perimeter, 3000K	\$1,429	\$1,899	193
YM0030CIFPD3	30" Diameter × 1-¾" D, Inset, 3000K	\$1,479	\$1,979	193
YM0030CIFPD4	30" Diameter × 1-¾" D, Inset, 4000K	\$1,479	\$1,979	193
YM0040CPFPD3	40" Diameter × 1-¾" D, Perimeter, 3000K	\$1,699	\$2,279	193
YM0040CIFPD3	40" Diameter × 1-¾" D, Inset, 3000K	\$1,849	\$2,449	193
YM0040CIFPD4	40" Diameter × 1-¾" D, Inset, 4000K	\$1,849	\$2,449	193
YM2430RCFPD3	24" W × 30" H × 1-¾" D, Column, 3000K	\$999	\$1,349	193
YM2430RCFPD4	24" W × 30" H × 1-¾" D, Column, 4000K	\$999	\$1,349	193
YM2430RGFPD3	24" W × 30" H × 1-¾" D, Glow, 3000K	\$1,179	\$1,549	193
YM2430RSFPD3	24" W × 30" H × 1-¾" D, Edge Lit, 3000K	\$1,179	\$1,549	193
YM2430RPFPD3	24" W × 30" H × 1-¾" D, Perimeter, 3000K	\$1,249	\$1,679	193
YM2430RIFPD3	24" W × 30" H × 1-¾" D, Inset, 3000K	\$1,349	\$1,779	193
YM2430RIFPD4	24" W × 30" H × 1-¾" D, Inset, 4000K	\$1,349	\$1,779	193
YM2430RPFPD3K	24" W × 30" H × 1-¾" D, Perimeter, 3000K, Title 24	\$1,579	\$2,079	193
YM2440RCFPD3	24" W × 40" H × 1-¾" D, Column, 3000K	\$1,049	\$1,399	193
YM2440RCFPD4	24" W × 40" H × 1-¾" D, Column, 4000K	\$1,049	\$1,399	193
YM2440RGFPD3	24" W × 40" H × 1-¾" D, Glow, 3000K	\$1,229	\$1,629	193
YM2440RSFPD3	24" W × 40" H × 1-¾" D, Edge Lit, 3000K	\$1,229	\$1,629	193
YM2440RPFPD3	24" W × 40" H × 1-¾" D, Perimeter, 3000K	\$1,349	\$1,779	193
YM2440RIFPD3	24" W × 40" H × 1-¾" D, Inset, 3000K	\$1,429	\$1,899	193
YM2440RIFPD4	24" W × 40" H × 1-¾" D, Inset, 4000K	\$1,429	\$1,899	193
YM2440RPFPD3K	24" W × 40" H × 1-¾" D, Perimeter, 3000K, Title 24	\$1,629	\$2,149	193
YM3040RCFPD3	30" W × 40" H × 1-¾" D, Column, 3000K	\$1,249	\$1,679	194
YM3040RCFPD4	30" W × 40" H × 1-¾" D, Column, 4000K	\$1,249	\$1,679	194
YM3040RGFPD3	30" W × 40" H × 1-¾" D, Glow, 3000K	\$1,429	\$1,899	194
YM3040RSFPD3	30" W × 40" H × 1-¾" D, Edge Lit, 3000K	\$1,429	\$1,899	194
YM3040RPFPD3	30" W × 40" H × 1-¾" D, Perimeter, 3000K	\$1,599	\$2,129	194
YM3040RIFPD3	30" W × 40" H × 1-¾" D, Inset, 3000K	\$1,629	\$2,149	194
YM3040RIFPD4	30" W × 40" H × 1-¾" D, Inset, 4000K	\$1,629	\$2,149	194
YM3040RPFPD3K	30" W × 40" H × 1-¾" D, Perimeter, 3000K, Title 24	\$1,849	\$2,449	194
YM3640RCFPD3	36" W × 40" H × 1-¾" D, Column, 3000K	\$1,429	\$1,899	194
YM3640RCFPD4	36" W × 40" H × 1-¾" D, Column, 4000K	\$1,429	\$1,899	194
YM3640RGFPD3	36" W × 40" H × 1-¾" D, Glow, 3000K	\$1,629	\$2,149	194

continued on next page »



ROBERN QUICK SHIP PROGRAM

MODEL NO.	PRODUCT	PRICE USD	PRICE CAD	PAGE
YM3640RSFPD3	36" W × 40" H × 1-¾" D, Edge Lit, 3000K	\$1,629	\$2,149	194
YM3640RPFPD3	36" W × 40" H × 1-¾" D, Perimeter, 3000K	\$1,699	\$2,279	194
YM3640RIFPD3	36" W × 40" H × 1-¾" D, Inset, 3000K	\$1,849	\$2,449	194
YM3640RIFPD4	36" W × 40" H × 1-¾" D, Inset, 4000K	\$1,849	\$2,449	194
YM3640RPFPD3K	36" W × 40" H × 1-¾" D, Perimeter, 3000K, Title 24	\$2,029	\$2,679	194
Craft Series® Mirrors				
CM2444RC87	MIRROR, ROUND CORNER METAL 2444, AGD BRS	\$1,729	\$2,299	348
CM2444RC84	MIRROR, ROUND CORNER METAL 2444, POL SS	\$1,729	\$2,299	348
CM2444RC83	MIRROR, ROUND CORNER METAL 2444, MAT BLK	\$1,729	\$2,299	348
CM2034RC87	MIRROR, ROUND CORNER METAL 2034, AGD BRS	\$1,229	\$1,629	348
CM2034RC84	MIRROR, ROUND CORNER METAL 2034, POL SS	\$1,229	\$1,629	348
CM2034RC83	MIRROR, ROUND CORNER METAL 2034, MAT BLK	\$1,229	\$1,629	348
CM2440TF68	MIRROR, THIN FRAME METAL 2440, IRN BLACK	\$1,699	\$2,279	350
CM2440TF87	MIRROR, THIN FRAME METAL 2440, AGD BRASS	\$1,699	\$2,279	350
CM2440TF69	MIRROR, THIN FRAME METAL 2440, BR PEWTER	\$1,699	\$2,279	350
CM2033AR83	MIRROR, CRAFT ARCH 2033, MATTE BLACK	\$929	\$1,229	354
CM2033AR84	MIRROR, CRAFT ARCH 2033, POLISHED SS	\$929	\$1,229	354
CM2033AR86	MIRROR, CRAFT ARCH 2033, BRASS	\$929	\$1,229	354
CM2040PL83	MIRROR, CRAFT PILL 2040, MATTE BLACK	\$1,149	\$1,529	355
CM2040PL84	MIRROR, CRAFT PILL 2040, POLISHED SS	\$1,149	\$1,529	355
CM2040PL86	MIRROR, CRAFT PILL 2040, BRASS	\$1,149	\$1,529	355
Sculpt Series® Mirrors				
YM2033ANPFNZH83	HANGING ARCH 2033, MATTE BLACK	\$1,949	\$2,599	208
YM2033ANPFNZH84	HANGING ARCH 2033, POLISHED SS	\$1,949	\$2,599	208
YM2033ANPFNZH86	HANGING ARCH 2033, BRASS	\$1,949	\$2,599	208
YM2040SNPFNZH83	HANGING PILL 2040, MATTE BLACK	\$2,029	\$2,679	208
YM2040SNPFNZH84	HANGING PILL 2040, POLISHED SS	\$2,029	\$2,679	208
YM2040SNPFNZH86	HANGING PILL 2040, BRASS	\$2,029	\$2,679	208
PL PORTRAY® Medicine Cabinets and Accessories		PRICE USD	PRICE CAD	
P2C2430D4FPM	24" x 30", Polished Edge, Magnification Mirror Upgrade	\$1,099	\$1,449	90
P2C2430D4FPSC	24" x 30", Polished Edge, Slow-Close Hinges Upgrade	\$1,049	\$1,379	90
P2C2440D4FPSC	24" x 40", Polished Edge, Slow-Close Hinges Upgrade	\$1,179	\$1,549	91
P2C2030D4FPSC	20" x 30", Polished Edge, Slow-Close Hinges Upgrade	\$929	\$1,229	88
P2C2436D4FPSC	24" x 36", Polished Edge, Slow-Close Hinges Upgrade	\$1,129	\$1,479	91
P2C2440D4FPTU	24" x 40", Polished Edge, Electric Upgrade	\$1,679	\$2,229	91
P2C2030D4FPM	20" x 30", Polished Edge, Magnification Mirror Upgrade	\$979	\$1,299	88
P2C2440D4FPFT	24" x 40", Polished Edge, Storage + Electric Upgrade	\$1,829	\$2,429	91
P2C2040D4FPSC	20" x 40", Polished Edge, Slow-Close Hinges Upgrade	\$1,129	\$1,479	89
P2C2436D4FPFT	24" x 36", Polished Edge, Storage + Electric Upgrade	\$1,779	\$2,349	91
P2C2436D4FPM	24" x 36", Polished Edge, Magnification Mirror Upgrade	\$1,179	\$1,549	91
P2C2440D4FPM	24" x 40", Polished Edge, Magnification Mirror Upgrade	\$1,249	\$1,679	91
P2C2036D4FPSC	20" x 36", Polished Edge, Slow-Close Hinges Upgrade	\$1,049	\$1,379	89

continued on next page »

**ROBERN QUICK SHIP PROGRAM**

CABINETS

NICHES

LIGHTING

MIRRORS

VANITIES

CRAFT SERIES

MAGNIFICATION
MIRRORS

ACCESSORIES

MODEL NO.	PRODUCT	PRICE USD	PRICE CAD	PAGE
P2C2036D4FPMM	20" x 36", Polished Edge, Magnification Mirror Upgrade	\$1,099	\$1,449	89
P2C2436D4FPTU	24" x 36", Polished Edge, Electric Upgrade	\$1,629	\$2,149	91
P2C2472D4FPSC	24" x 72", Full Length, Polished Edge, Slow-Close Hinges Upgrade	\$3,729	\$4,949	92
P2C2430D4FPTU	24" x 30", Polished Edge, Electric Upgrade	\$1,549	\$2,049	90
P2C1630D4FPSC	16" x 30", Polished Edge, Slow-Close Hinges Upgrade	\$879	\$1,149	86
P2C2430D4FPFT	24" x 30", Polished Edge, Storage + Electric Upgrade	\$1,679	\$2,229	90
P2C2030D4FPTU	20" x 30", Polished Edge, Electric Upgrade	\$1,429	\$1,899	88
P2SMKIT30D4P	Cabinet Side Kits, 4" x 30" x 2/25", Surface-Mount	\$179	\$229	367
P2C2430D4FBSC	24" x 30", Bevel Edge, Slow-Close Hinges Upgrade	\$1,049	\$1,379	90
P2C2430D4FBMM	24" x 30", Bevel Edge, Magnification Mirror Upgrade	\$1,099	\$1,449	90
P2ELECTRIC	PORTRAY Electric Upgrade, 3-1/2" W x 4-15/16" H x 3-11/16" D	\$499	\$679	345
QUICKCADDY	PORTRAY Quick Caddy, 2-7/16" W x 3-1/2" H x 4-5/16" D	\$90	\$119	365
P2RMGKIT	Ganging Kits	\$97	\$129	370
P2SMEXTENDKIT	Extension Kit for > 72" W	\$179	\$229	370
P2SMKIT30D4P	Cabinet Side Kits, 4" x 30" x 2/25", Surface-Mount	\$179	\$229	367
P2SMKIT36D4P	Cabinet Side Kits, 4" x 36" x 2/25", Surface-Mount	\$399	\$529	367
P2SMKIT40D4P	Cabinet Side Kits, 4" x 40" x 2/25", Surface-Mount	\$399	\$529	368
P2SM-GKIT30D4P	Surface-Mount and Ganging Kits, 4" x 30" x 2/25"	\$379	\$499	370
P2SM-GKIT36D4P	Surface-Mount and Ganging Kits, 4" x 36" x 2/25"	\$499	\$679	370
P2SM-GKIT40D4P	Surface-Mount and Ganging Kits, 4" x 40" x 2/25"	\$499	\$679	370
Vitality® Medicine Cabinets		PRICE USD	PRICE CAD	
YC2430D4PIL3	24" W x 30" H x 4" D, Left Hinge, 3000K	\$1,949	\$2,599	111
YC2430D4PIR3	24" W x 30" H x 4" D, Right Hinge, 3000K	\$1,949	\$2,599	111
YC2440D4PIL3	24" W x 40" H x 4" D, Left Hinge, 3000K	\$2,399	\$3,199	111
YC2440D4PIR3	24" W x 40" H x 4" D, Right Hinge, 3000K	\$2,399	\$3,199	111
R3® Series Medicine Cabinets and Accessories		PRICE USD	PRICE CAD	
RC1620D4FP1	16" W x 20" H x 4" D, Polished Edge, Reversible Hinge	\$449	\$599	122
RC1620D4FB1	16" W x 20" H x 4" D, Bevel Edge, Reversible Hinge	\$449	\$599	122
RC1626D4FP1	16" W x 26" H x 4" D, Polished Edge, Reversible Hinge	\$729	\$979	122
RC1626D4FB1	16" W x 26" H x 4" D, Bevel Edge, Reversible Hinge	\$729	\$979	122
RC1636D4FP1	16" W x 36" H x 4" D, Polished Edge, Reversible Hinge	\$929	\$1,229	122
RC1636D4FB1	16" W x 36" H x 4" D, Bevel Edge, Reversible Hinge	\$929	\$1,229	122
RC2026D4FP1	20" W x 26" H x 4" D, Polished Edge, Reversible Hinge	\$879	\$1,149	122
RC2026D4FB1	20" W x 26" H x 4" D, Bevel Edge, Reversible Hinge	\$879	\$1,149	122
RC2036D4FP1	20" W x 36" H x 4" D, Polished Edge, Reversible Hinge	\$1,179	\$1,549	122
RC2036D4FB1	20" W x 36" H x 4" D, Bevel Edge, Reversible Hinge	\$1,179	\$1,549	122
RC2426D4FP1	24" W x 26" H x 4" D, Polished Edge, Reversible Hinge	\$929	\$1,229	123
RC2426D4FB1	24" W x 26" H x 4" D, Bevel Edge, Reversible Hinge	\$929	\$1,229	123
RC2436D4FP1	24" W x 36" H x 4" D, Polished Edge, Reversible Hinge	\$1,279	\$1,699	123
RC2436D4FB1	24" W x 36" H x 4" D, Bevel Edge, Reversible Hinge	\$1,279	\$1,699	123

continued on next page »



ROBERN QUICK SHIP PROGRAM

MODEL NO.	PRODUCT	PRICE USD	PRICE CAD	PAGE
RSMK20D4P	Surface-Mount Kits for 20"H Cabinets, 4" D	\$229	\$299	360
RSMK26D4P	Surface-Mount Kits for 26"H Cabinets, 4" D	\$229	\$299	360
RSMK36D4P	Surface-Mount Kits for 36"H Cabinets, 4" D	\$229	\$299	360
M Series Medicine Cabinets and Accessories		PRICE USD	PRICE CAD	
MC2440D4FPLE4	24" x 40" x 4", Polished Edge, Left Hinge, Electric+ Upgrade	\$3,849	\$5,099	73
MC2440D4FPRE4	24" x 40" x 4", Polished Edge, Right Hinge, Electric+ Upgrade	\$3,849	\$5,099	73
MC2440D4FPLE2	24" x 40" x 4", Polished Edge, Left Hinge, Electric Upgrade	\$3,179	\$4,199	73
MC2440D4FPL	24" x 40" x 4", Polished Edge, Left Hinge	\$2,449	\$3,279	73
MC2440D4FPR	24" x 40" x 4", Polished Edge, Right Hinge	\$2,449	\$3,279	73
MC2440D4FPRE2	24" x 40" x 4", Polished Edge, Right Hinge, Electric Upgrade	\$3,179	\$4,199	73
MC2040D4FPLE4	20" x 40" x 4", Polished Edge, Left Hinge, Electric+ Upgrade	\$3,729	\$4,949	73
MSMK40D4P	Cabinet Side Kits, 4" x 40" x 2/25", Surface-Mount	\$399	\$529	361
MGKIT	Cabinet Ganging Kit, For M Series, AiO, Vitality, Profiles, InLine and Vesper	\$97	\$129	363
PL Series Medicine Cabinets and Accessories		PRICE USD	PRICE CAD	
PLM2440G	24" W x 40" H x 4" D, Polished Edge, Reversible Hinge	\$1,279	\$1,699	121
PLM2430G	24" W x 30" H x 4" D, Polished Edge, Reversible Hinge	\$1,149	\$1,529	121
PLM2030G	20" W x 30" H x 4" D, Polished Edge, Reversible Hinge	\$999	\$1,349	121
PLM2430GB	24" W x 30" H x 4" D, Bevel Edge, Reversible Hinge	\$1,149	\$1,529	121
PLM2030GB	20" W x 30" H x 4" D, Bevel Edge, Reversible Hinge	\$999	\$1,349	121
PLM1630G	16" W x 30" H x 4" D, Polished Edge, Reversible Hinge	\$899	\$1,199	121
PLM2440GRE	24" W x 40" H x 4" D, Polished Edge, Right Hinge, Electric	\$1,729	\$2,299	128
PLM2430GLE	24" W x 30" H x 4" D, Polished Edge, Left Hinge, Electric	\$1,629	\$2,149	121
PLM2440GLE	24" W x 40" H x 4" D, Polished Edge, Left Hinge, Electric	\$1,729	\$2,299	121
PLM2430GRE	24" W x 30" H x 4" D, Polished Edge, Right Hinge, Electric	\$1,629	\$2,149	121
PLM2040GLE	20" W x 40" H x 4" D, Polished Edge, Left Hinge, Electric	\$1,679	\$2,229	121
PLM2040GRE	20" W x 40" H x 4" D, Polished Edge, Right Hinge, Electric	\$1,679	\$2,229	121
PLM2030GLE	20" W x 30" H x 4" D, Polished Edge, Left Hinge, Electric	\$1,579	\$2,079	121
PLM2440GB	24" W x 40" H x 4" D, Bevel Edge, Reversible Hinge	\$1,279	\$1,699	128
PLM1640G	16" W x 40" H x 4" D, Polished Edge, Reversible Hinge	\$1,149	\$1,529	121
PLSMK30D4P	Surface-Mount Kits for 30"H Cabinets, 4" D	\$229	\$299	360
PLSMK40D4P	Surface-Mount Kits for 40"H Cabinets, 4" D	\$399	\$529	361
PLGKIT	Cabinet Ganging Kit	\$97	\$129	363
Magnification Mirrors		PRICE USD	PRICE CAD	
5M0008FUUN70	Freestanding, Framed, 5x, Satin Nickel	\$299	\$429	355
5M0008FUUN76	Freestanding, Framed, 5x, Chrome	\$299	\$429	355
5M0008FUUN83	Freestanding, Framed, 5x, Matte Black	\$299	\$429	355
5M0008FUUN85	Freestanding, Framed, 5x, Light Brushed Bronze	\$299	\$429	355
5M0008FLUT76	Freestanding, Lit, 5x, Chrome, Selectable	\$399	\$529	355
5M0008WLUT76	Wall-Mount, Lit, 5x, Chrome, Selectable	\$449	\$599	355
7M0008WUFN76S	Wall-Mount, Framed, Swivel, 1x and 7x, Chrome	\$229	\$299	355
Medicine Cabinet and Vanity Accessories		PRICE USD	PRICE CAD	
GLASSBIN5.25	Glass Bin, Medium, 3-1/4" x 5-1/4"	\$60	\$80	358
GLASSBIN6.38	Glass Bin, Divided, 4-7/8" x 6-3/8" x 2-1/8"	\$60	\$80	358

continued on next page »



ROBERN QUICK SHIP PROGRAM

MODEL NO.	PRODUCT	PRICE USD	PRICE CAD	PAGE
GLASSBIN8.5	Glass Bin, Large, 3-1/4" x 8-1/2"	\$60	\$80	358
MA-TRAY2.5	Holder, For AiO, M Series, Profiles and Vitality Cabinets	\$36	\$48	358
MA-TRAY3	Accessory Tray, 3" W x 4-11/16" H x 1-1/2" D, For AiO, M Series, Profiles and Vitality Cabinets	\$36	\$48	358
MA-TRAY5	Accessory Tray, 5" W x 4-11/16" H x 1-1/2" D, For AiO, M Series, Profiles and Vitality Cabinets	\$36	\$48	358
POMM	Pull-Out Magnifying Mirror, 3X Magnification	\$429	\$579	359
CAMM	3-1/2" Diameter x 3/4" D, For AiO and M Series Cabinets	\$63	\$84	359
MPUSHKIT	Push-to-Open Kit, 3/4" W x 5/8" H x 3-3/8" D, For all Cabinets except Uplift Tech, PL PORTRAY and R3 Series	\$179	\$229	359
MHANDLEKIT	Handle Kit, 3/4" W x 2-9/16" H x 2" D, Chrome, For AiO, M Series, Vitality and PL Series Cabinets	\$299	\$429	359
VAELECTRIC21	Electric Accessory, Use in 15" H x 21" D Vanities	\$779	\$1,049	365
VMAKITH1	Vanity Ganging Kit, 7-1/2" H, For Profiles and Cartesian	\$179	\$229	368
VMAKITH2	Vanity Ganging Kit, 15" H, For Profiles and Cartesian	\$179	\$229	368
VMGKITH1	Vanity Ganging Kit, 22-1/2" H, For Profiles and Cartesian	\$179	\$229	368
VMGKITH2	Vanity Ganging Kit, 30" H, For Profiles and Cartesian	\$179	\$229	368
SWAY	SWAY WALL CONTROL	\$199	\$279	364

CABINETS

NICHE

LIGHTING

MIRRORS

VANITIES

CRAFT SERIES

MAGNIFICATION
MIRRORS

ACCESSORIES



DISCONTINUED PRODUCT SUMMARY

CABINETS & CABINET ACCESSORIES

- Bryn Mawr Vintage Brass Cabinets (12 SKU's)
- Merion Vintage Brass Cabinets (12 SKU's)
- Rosemont Vintage Brass Cabinets (12 SKU's)
- M-Series Talls With Decorative Glass (105 SKU's)
- M-Series Accessories (18 SKU's)
- PI Portray without Slow Close Hinges (26 SKU's)
- PI Series 3 Door Cabinets (4 SKU's)
- Small Glass Bin 3.25x3.25

VANITIES & LINEN CABINETS

- Bergman 60" (2 SKU's)
- Chestnut Hill 24", 36", and 60" (6 SKU's)
- Claudette Linen Cabinet (1 SKU)
- Curated Cartesian (54 SKU's)
- Curated Profiles (2 SKU's)
- Helden with False Top Drawer (2 SKU's)
- Mackey 36" and 60" (4 SKU's)
- Mackey Linen Cabinet (2 SKU's)
- Cornell Linen Cabinet (1 SKU)
- Sendai with False Top Drawer (6 SKU's)
- Stanwyck Linen Cabinet (2 SKU's)

VANITY TOPS AND SINKS

- Eternal Serena Engineered Stone Top (16 SKU's)

MIRRORS

- Craft Thin Frame Wood (12 SKU's)
- Craft Round Corner Metal (8 SKU's)
- Craft Scalloped Metal (4 SKU's)
- Craft Wood with Metal Inlay (6 SKU's)
- Craft Pill Wood (1 SKU)
- Vitality Mirrors (3 SKU's)

PLEASE REFERENCE THE DISCONTINUATION ANNOUNCEMENT IN THE TOOLBOX FOR THE FULL LIST OF SKUS.




MEDICINE CABINETS





MEDICINE CABINETS



AIO RESERVE
see pgs.24-31
starting at \$2,999



PRESENCE
see pgs.32-37
starting at \$3,099



UPLIFT® TECH
see pgs.38-43
starting at \$3,999



M SERIES RESERVE™
see pgs.50-65
starting at \$1,399



M SERIES
see pgs.66-81
starting at \$1,449



PL PORTRAY®
see pgs.82-93
starting at \$779



PROFILES®
see pgs.94-102
starting at \$1,949



MURRAY HILL™
see pgs.103-107
starting at \$1,949



VITALITY®
see pgs.108-112
starting at \$1,949



MAIN LINE
see pgs. 113-119
starting at \$1,279



R³+ SERIES
see pgs.120-123
starting at \$449



PL SERIES
see pgs.124-128
starting at \$899



MEDICINE CABINETS PRODUCT COMPARISON GUIDE

COLLECTIONS	AIO RESERVE	PRESENCE	UPLIFT® TECH	M SERIES RESERVE™	M SERIES SW	PL PORTRAY®	PROFILES®	MURRAY HILL™	VITALITY®
width									
12" - 25"	•	•	•	•	•	•	•	•	•
26" - 36"	•		•	•					
37" - 48"			•						
Greater than 49"									
Modular (Build Your Own)	•	•	•	•	•	•	•		•
height									
20" - 40"	•	•	•	•	•	•	•	•	•
41" - 50"	•	•		•				•	
Greater than 50"		•		•	•	•			
depth									
4"	•	•		•	•	•	•	•	•
6"			•	•	•		•		
shape									
Rectangle	•	•	•	•	•	•	•	•	•
Arched		•						•	
Oval		•						•	
cabinet type									
Integrated Lighting	•	•	•						•
Framed							•	•	
Frameless	•	•	•	•	•	•			•
Full Length		•		•	•	•			
Polished Edge	•	•	•	•	•	•			•
Bevel Edge				•	•	•			
features									
Audio									
Color Tuning	•	•	•						
Defogger			•	•	•				
Dimmable	•	•	•						•
Electrical Outlets	•	•	•	•	•	•	•	•	•
Interior Lighting	•	•	•	•	•	•		•	
Magnetic Storage	•	•		•	•	•		•	
Magnification Mirror				•		•		•	
Lit Magnification Mirror	•	•							
Night Light			•	•	•				
Organizing Bins	•	•		•					
Phone Holder					•	•		•	
Push-To-Open Kit	•	•						•	
Quick Caddy						•		•	
Slow-Close Hinges	•	•		•		•		•	
Storage Trays	•	•		•	•				
Touch Control	•	•							
USB Charging Ports	•	•	•	•	•	•	•	•	



MEDICINE CABINETS PRODUCT COMPARISON GUIDE

COLLECTIONS	CRAFT SERIES ROUND CORNER METAL	CRAFT SERIES THIN FRAMED METAL	CRAFT SERIES INDUSTRIAL METAL	MAIN LINE	R3 SERIES	PL SERIES
width						
12" - 25"	•	•	•	•	•	•
26" - 36"						
37" - 48"						
Greater than 49"						
Modular (Build Your Own)						
height						
27" - 40"	•	•	•	•	•	•
41" - 50"	•					
Greater than 50"						
depth						
4"	•	•	•	•	•	•
6"						
shape						
Rectangle	•	•	•	•	•	•
Arched						
Oval						
cabinet type						
Integrated Lighting						
Framed	•	•	•	•		
Frameless					•	•
Full Length						
Polished Edge					•	•
Bevel Edge					•	•
features						
Audio						
Color Tuning						
Defogger						
Dimmable						
Electrical Outlets	•	•	•	•		•
Interior Lighting	•	•	•	•		
Magnetic Storage	•	•	•	•		
Magnification Mirror				•		
Night Light						
Organizing Bins						
Phone Holder	•	•	•	•		
Push-To-Open Kit						
Quick Caddy						
Slow-Close Hinges	•	•	•	•		
Storage Trays						
Touch Control						
USB Charging Ports	•	•	•	•		



MEDICINE CABINETS PRODUCT COMPARISON GUIDE

COLLECTIONS		AIO RESERVE	PRESENCE	UPLIFT™ TECH	M SERIES RESERVE™	M SERIES	PL PORTRAY®	PROFILES®	MURRAY HILL™	VITALITY®
colors & finishes										
METAL FINISHES	Chrome							•	•	
	Polished Nickel							•		
	Polished Stainless Steel								•	
	Nickel									
	Brushed Pewter									
	Aged Brass									
	Bronze									
	Brushed Bronze									
	Iron Black									
	Brushed Black									
	Matte Black							•	•	
COLOR TEMPERATURE										
Warm White (2700K)				•						
Warm White (3000K)				•						•
Cool White (4000K)										
installation type										
Recessed		•	•	•	•	•	•	•	•	•
Semi-Recessed		•	•	•	•	•	•	•	•	•
Surface-Mount		•	•	•	•	•	•	•	•	•
Dimmable LED via Third Party Control				•		With Modular Lighting	With Modular Lighting	With Modular Lighting		•
Tunable LED (2700K-5600K and 3000K-4000K options)		•	•	•		With Modular Lighting	With Modular Lighting	With Modular Lighting		



MEDICINE CABINETS PRODUCT COMPARISON GUIDE

COLLECTIONS		CRAFT SERIES ROUND CORNER METAL	CRAFT SERIES THIN FRAMED METAL	CRAFT SERIES INDUSTRIAL METAL	MAIN LINE	R3 SERIES	PL SERIES
colors & finishes							
METAL FINISHES	Chrome				•		
	Polished Nickel				•		
	Polished Stainless Steel	•					
	Nickel				•		
	Brushed Pewter		•	•			
	Aged Brass	•	•	•			
	Vintage Brass						
	Bronze			•			
	Brushed Bronze				•		
	Iron Black		•	•			
	Brushed Black				•		
	Matte Black	•					
	Matte White						
GLASS COLORS	White						
	Satin White						
	Satin Bronze						
	Matte Gray						
	Tinted Gray Mirror						
	Matte Black						
COLOR TEMPERATURE							
Warm White (2700K)							
Warm White (3000K)							
Cool White (4000K)							
installation type							
Recessed		•	•	•	•	•	•
Semi-Recessed							
Surface-Mount		•	•	•	•	•	•
Dimmable LED via Third Party Control							With Modular Lighting
Tunable LED (2700K-5600K and 3000K-4000K options)							With Modular Lighting



MEDICINE CABINETS PRODUCT COMPARISON GUIDE

COLLECTIONS	AIO RESERVE	PRESENCE	UPLIFT [®] TECH	M SERIES RESERVE [™]	M SERIES	PL PORTRAY [®]	PROFILES [®]	MURRAY HILL [™]	VITALITY [®]
Door Opens									
Vertical Sliding			•						
Single Swing	•	•		•	•	•	•	•	•
Dual Swing	•			•					
Left Hinge	•	•			•		•		•
Right Hinge	•	•			•		•		•
Reversible Hinge	•	•		•	•	•	•	•	
Certifications & Code Compliance									
UL/ETL	•	•	•	•	•	•	•	•	•
Add-on Accessories									
Magnification Mirrors	•	•	•	•	•	•	•	•	•
Lit Magnification Mirrors	•	•		•					
PORTRAY Electric Upgrade						•		•	
PORTRAY Quick Caddy	•					•		•	
Storage Trays	•	•		•	•				
Wire Organizer	•	•		•					
Magnetic Storage	•	•		•					
Organization Kit	•	•		•					
Glass Bins	•	•	•	•	•	•	•	•	•
Push-to-Open Kit	•	•		•	•	•	•		•
Handle Kit	•	•	•	•	•	•		•	•
Side Kits	•	•	•	•	•	•	•	•	•
Top & Bottom Kits			•						
Ganging Kit	•	•	•	•	•	•	•		•
lead time									
2 Weeks	•	•	•	•	•	•	•		•
4 Weeks									

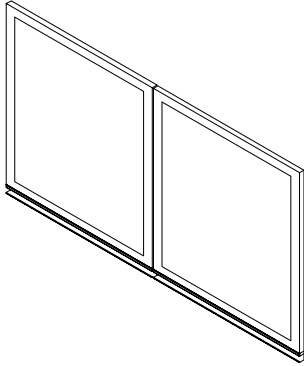


MEDICINE CABINETS PRODUCT COMPARISON GUIDE

COLLECTIONS	CRAFT SERIES ROUND CORNER METAL	CRAFT SERIES THIN FRAMED METAL	CRAFT SERIES INDUSTRIAL METAL	MAIN LINE	R3 SERIES	PL SERIES
Door Opens						
Vertical Sliding						
Single Swing	•	•	•	•	•	•
Dual Swing						
Tri-View Swing						
Left Hinge						•
Right Hinge						•
Reversible Hinge	•	•	•	•	•	•
Certifications & Code Compliance						
UL/ETL	•	•	•	•	N/A	•
Add-on Accessories						
Magnification Mirrors	•	•	•	•	•	•
PORTRAY Electric Upgrade	•	•	•	•		
PORTRAY Quick Caddy						
Storage Trays						
Wire Organizer						
Magnetic Storage						
Organization Kit						
Glass Bins	•	•	•	•	•	•
Push-to-Open Kit	•	•	•	•		•
Handle Kit						•
Side Kits	•	•	•	•	•	•
Top & Bottom Kits						
Ganging Kit						•
lead time						
2 Weeks	•	•	•	•	•	•
4 Weeks						



MEDICINE CABINETS GANGING REFERENCE

**CABINET / CABINET**

(2) Uplift Tech Cabinets: UC30276RP3E4N

Recessed Installation Kit (shown)

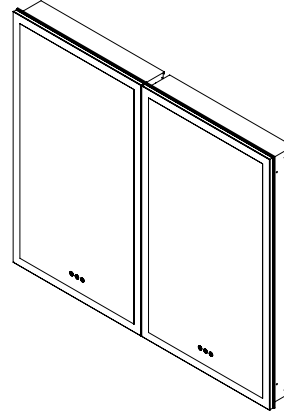
(1) Ganging Kit: UGKIT

Surface-Mount Installation Kit

(1) Ganging Kit: UGKIT, (2) Side Kits: USMK27D6P

Semi-Recessed Installation Kit

(1) Ganging Kit: UGKIT, (2) Side Kits: USMK27D6SRP

**CABINET / CABINET**

(1) AiO Reserve Cabinet: AR2440D4FP1LP

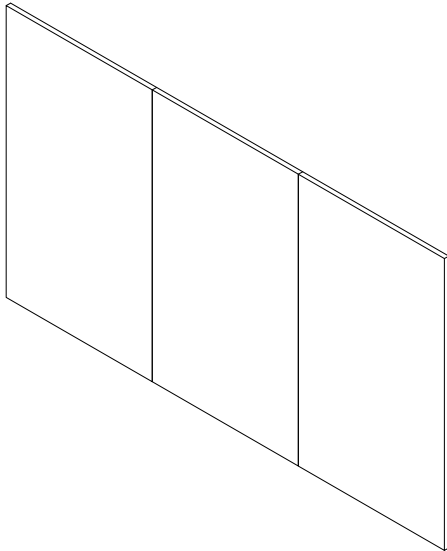
(1) AiO Reserve Cabinet: AR2440D4FP1RP

Recessed Installation Kit

(1) Ganging Kit: MGKIT

Surface-Mount Installation Kit (shown)

(1) Ganging Kit: MGKIT, (2) Side Kits: MSMK40D4P

**CABINET / CABINET / CABINET**

(1) M Series Cabinet: MC2440D4FPLE4

(1) M Series Cabinet: MC2440D4FPRE4

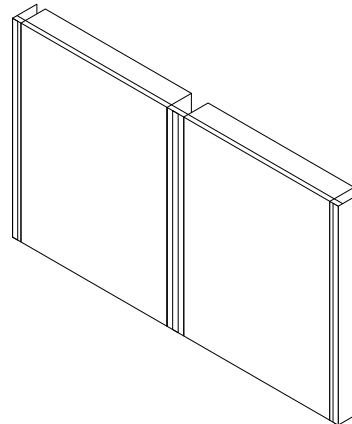
(1) PL PORTRAY Cabinet: P2C2440D4FPFS

Recessed Installation Kit (shown)

(1) Ganging Kit: P2RMGKIT

Surface-Mount Installation Kit

Not Applicable

**LIGHT / CABINET / LIGHT / CABINET / LIGHT**

(2) M Series Reserve Cabinets: MR2430D4FPE2

(1) Vesper Lighting (Edgeline): GLA30ELPS3D

(1) Vesper Lighting (Outline): GLB30ULSS3D

Recessed Installation Kit

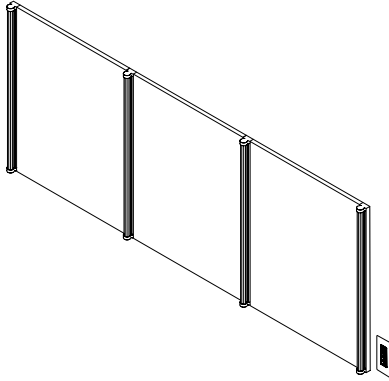
(1) Ganging Kit: P2RMGKIT

Surface-Mount Installation Kit (shown)

(2) Surface-Mount and Ganging Kits: P2SM-GKIT30D4P



MEDICINE CABINETS GANGING REFERENCE



LIGHT / CABINET / LIGHT / CABINET / LIGHT / CABINET / LIGHT

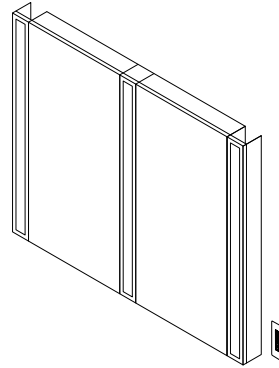
- (2) M Series Reserve Cabinets: MR2430D4FPE2
- (1) PL Series Cabinets: PLM2430G
- (4) Tenor Lighting (Fluted): JLA30FKSCVC83
- (1) SWAY Control: SWAY

Recessed Installation Kit (shown)

- (1) Ganging Kit: P2RMGKIT

Surface-Mount Installation Kit

Not Applicable



LIGHT / CABINET / LIGHT / CABINET / LIGHT

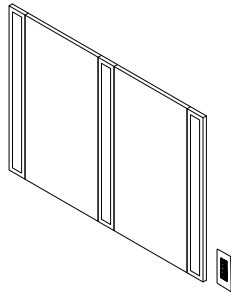
- (1) M Series Cabinet: MC2040D4FPLE4
- (1) M Series Cabinet: MC2040D4FPRE4
- (3) InLine 2.0 Modular Lighting - MLC40IKSSVC
- (1) SWAY Light Control - SWAY

Recessed Installation Kit

- (1) Ganging Kit: MGKIT

Surface-Mount Installation Kit (shown)

- (1) Ganging Kit: MGKIT, (2) Side Kits: MSMK40D4P



LIGHT / CABINET / LIGHT / CABINET / LIGHT

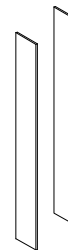
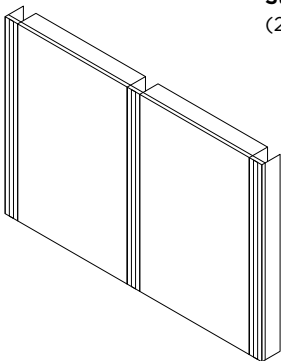
- (2) M Series Reserve Cabinets: MR1630D4FPE2
- (3) InLine 2.0 Modular Lighting - MLC30IKSSVC
- (1) SWAY Light Control - SWAY

Recessed Installation Kit (shown)

- (1) Ganging Kit: P2RMGKIT

Surface-Mount Installation Kit

- (2) Surface-Mount and Ganging Kit: P2SM-GKIT30D4P



LIGHT / CABINET / LIGHT / CABINET / LIGHT

- (2) PL PORTRAY Cabinets: P2C2436D4FPFT
- (3) Vesper Lighting (Outline): GLB36ULSS3D

Recessed Installation Kit

- (1) Ganging Kit: P2RMGKIT

Surface-Mount Installation Kit (shown)

- (2) Surface-Mount and Ganging Kit: P2SM-GKIT36D4P

CABINET / NICHE


- (1) M Series Reserve Cabinet: MR24*30D4FPE2
- (1) COV Illuminated Niche, chrome, glow: COV2410D4E2-76

Surface-Mount Installation Kit (shown)

- (1) Surface-Mount Kit: WW*



AIO RESERVE™ MEDICINE CABINETS



AIO RESERVE IS OUR FIRST-IN-CLASS LIGHTED MEDICINE CABINET FOR LUXURY ORGANIZATION AND STORAGE. WITH CUSTOMIZABLE LIGHTING, ON MIRROR TOUCH CONTROLS, A LIT MAGNIFICATION MIRROR, AND A WIDER RANGE OF LIGHT PATTERNS AND SIZES, AIO RESERVE OFFERS THE ULTIMATE IN DESIGN FLEXIBILITY.

DIMENSIONS AND WEIGHT

Dimensions (W x H):

- 19-1/4" x 30" (489 mm x 762 mm)
- 19-1/4" x 39-3/8" (489 mm x 1000 mm)
- 19-1/4" x 48" (489 mm x 1219 mm)
- 23-1/4" x 30" (591 mm x 762 mm)
- 23-1/4" x 39-3/8" (591 mm x 1000 mm)
- 23-1/4" x 48" (591 mm x 1219 mm)
- 29-1/4" x 30" (743 mm x 762 mm)
- 29-1/4" x 39-3/8" (743 mm x 1000 mm)
- 29-1/4" x 48" (743 mm x 1219 mm)
- 35-1/4" x 30" (895 mm x 762 mm)
- 35-1/4" x 39-3/8" (895 mm x 1000 mm)
- 35-1/4" x 48" (895 mm x 1219 mm)

Depth: 4" (102 mm)

Net Weight: 39 - 122 lbs

CONFIGURABLE OPTIONS

- Styles: Perimeter, Edge Lit
- Hinge Side: Left or Right

FEATURES & BENEFITS

- Perimeter and Edge light patterns provide task lighting ideal for grooming and allows you to see yourself in the best light.
- "Elegant on-mirror touch controls with TUN™ technology allow user to set the ideal brightness and color temperature for any task (2700K - 5600K). "
- Integrated interior lighting fully illuminates the cabinet when opened so you can easily see contents. Interior lighting turns on when the door is open and off when it is closed.
- An adjustable perimeter lit 5x magnification mirror with dimming functionality and selectable light temperatures makes close-up grooming tasks easy and convenient. The adjustable lit magnification mirror extends up to 13" outside of the cabinet and can tilt +/- 25 degrees for better viewing.
- A wire organizer keeps cords and cables off the countertop while charging your devices and includes a wrap for wires to remain neat and tidy.
- Two built-in electrical outlets accommodate four plugs to keep your styling tools powered up.
- Two integrated USB ports (A & C) charge your devices while you prepare for the day ahead.
- Storage bins hold makeup brushes, cosmetics, and small grooming tools and keep them from spilling out of the cabinet.
- A magnetic storage strip conveniently holds metal grooming tools neatly arranged and within easy reach.
- Slow-Close Blum hinges prevent slamming, reduce wear and tear on your cabinet, and ensure a soft closure every time.
- Compatible with Vesper, InLine, Profiles, M Series*, M Series Reserve, PL Series*, PL PORTRAY, AiO Cabinet*, Vitality Cabinet* (cabinets marked with * are only compatible when recess installation)
- Ideal for ADA applications



AIO RESERVE™ MEDICINE CABINETS

robern.com/uplift-tech

- Constructed to operate in high humidity or damp spaces. ETL Certified for damp locations to UL 962,
- CSA Standard C22.2, No. 68

CONSTRUCTION

- Durable rust-free anodized aluminum and glass construction – resists intense moisture, ensuring long-lasting beauty
- Satin anodized aluminum construction
- Robern's quiet close Safeseal gasket protects the interior from dust and moisture
- Three-mirror design provides a mirror on the inside rear of the cabinet and both sides of the door – simplifying the daily routine by providing access to personal items with the use of the mirror at the same time
- Configure the interior of your cabinet to accommodate essential items of varying heights, from electric toothbrushes to your favorite fragrance with ¼" (6 mm) thick adjustable clear glass shelves that can adjust in 1" (51 mm) increments: 3 shelves for 30" H, 4 shelves for 36" H, 40" H and 48" H, 8 shelves for 72" H. Save time with setting up your cabinet by adding 2 clips per shelf
- Salt Spray Testing (ASTM Standard) for 300 hours to ensure durability
- Cass Testing – copper test (simulate whole life of product) – accelerated age testing

INSTALLATION

- This installation may require more than one person
- Recessed, semi-recessed or surface-mount installation
- Cabinets include hardware for recessed installation. Surface-mount and semi-recessed installations require the purchase of a kit which includes the side kit as well as mounting hardware
- Recessed cabinets project ⅞" from wall and must be recessed no less than 3-¾"



AIO RESERVE™ MEDICINE CABINETS WORKSHEET

Example Model: AR2040D4FP1LP

A R 2040 D4 FP 1 L P

A R D4 FP

Product Line A = AiO

Category R = Reserve Cabinet

Dimensions

2030 = 20" W x 30" H
2040 = 20" W x 40" H
2048 = 20" W x 48" H
2430 = 24" W x 30" H
2440 = 24" W x 40" H
2448 = 24" W x 48" H
3030 = 30" W x 30" H
3040 = 30" W x 40" H
3048 = 30" W x 48" H
3630 = 36" W x 30" H
3640 = 36" W x 40" H
3648 = 36" W x 48" H

Depth D4 = 4"

Mirror Style FP = Polished Edge

Number of Doors

1 = 1 Door*
2 = 2 Door**

Hinge Side

L = Left***
R = Right

Light Style

E = Edge
P = Perimeter

Notes

*** 20" & 24" widths**

**** 30" & 36" widths**

***** 30" & 36" widths only available as Left Hinge - meaning the Large door is always on the left**



AIO RESERVE™ MEDICINE CABINETS

robern.com/uplift-tech

CABINETS
AIO RESERVE

NICHES

LIGHTING

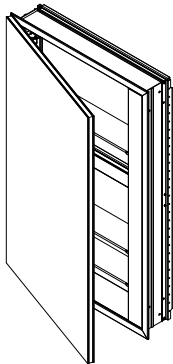
MIRRORS

VANITIES

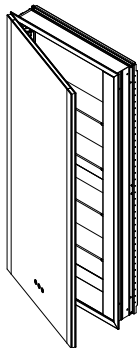
CRAFT SERIES

MAGNIFICATION
MIRRORS

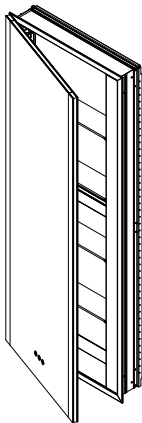
ACCESSORIES



MODEL	DESCRIPTION / UPGRADE OPTIONS	PRICE USD	PRICE CAD
20" W × 30" H × 4" D (19-1/4" W × 30" H)			
AR2030D4FP1LP	Perimeter Lit, Electric, TUN™, Left Hinge	\$3,099	\$4,149
AR2030D4FP1RP	Perimeter Lit, Electric, TUN™, Right Hinge	\$3,099	\$4,149
AR2030D4FP1LE	Edge Lit, Electric, TUN™, Left Hinge	\$2,999	\$3,999
AR2030D4FP1RE	Edge Lit, Electric, TUN™, Right Hinge	\$2,999	\$3,999



20" W × 40" H × 4" D (19-1/4" W × 39-3/8" H)			
AR2040D4FP1LP	Perimeter Lit, Electric, TUN™, Left Hinge	\$3,799	\$5,049
AR2040D4FP1RP	Perimeter Lit, Electric, TUN™, Right Hinge	\$3,799	\$5,049
AR2040D4FP1LE	Edge Lit, Electric, TUN™, Left Hinge	\$3,699	\$4,899
AR2040D4FP1RE	Edge Lit, Electric, TUN™, Right Hinge	\$3,699	\$4,899



20" W × 48" H × 4" D (19-1/4" W × 48" H)			
AR2048D4FP1LP	Perimeter Lit, Electric, TUN™, Left Hinge	\$4,579	\$6,079
AR2048D4FP1RP	Perimeter Lit, Electric, TUN™, Right Hinge	\$4,579	\$6,079
AR2048D4FP1LE	Edge Lit, Electric, TUN™, Left Hinge	\$4,429	\$5,879
AR2048D4FP1RE	Edge Lit, Electric, TUN™, Right Hinge	\$4,429	\$5,879

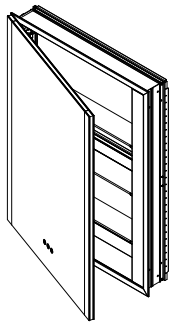
UPGRADE OPTIONS

TUN Technology: Touch controls on the mirror to fine-tune between 2700K-5600K

continued on next page »



AIO RESERVE™ MEDICINE CABINETS


MODEL
DESCRIPTION / UPGRADE OPTIONS
PRICE USD
PRICE CAD
24" W × 30" H × 4" D (23-¼" W × 30" H)

AR2430D4FP1LP

Perimeter Lit, Electric, TUN™, Left Hinge

\$3,729

\$4,949

AR2430D4FP1RP

Perimeter Lit, Electric, TUN™, Right Hinge

\$3,729

\$4,949

AR2430D4FP1LE

Edge Lit, Electric, TUN™, Left Hinge

\$3,629

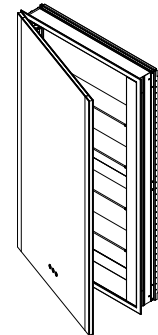
\$4,799

AR2430D4FP1RE

Edge Lit, Electric, TUN™, Right Hinge

\$3,629

\$4,799


24" W × 40" H × 4" D (23-¼" W × 39-⅝" H)

AR2440D4FP1LP

Perimeter Lit, Electric, TUN™, Left Hinge

\$4,579

\$6,079

AR2440D4FP1RP

Perimeter Lit, Electric, TUN™, Right Hinge

\$4,579

\$6,079

AR2440D4FP1LE

Edge Lit, Electric, TUN™, Left Hinge

\$4,429

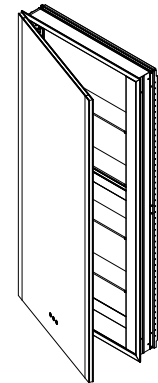
\$5,879

AR2440D4FP1RE

Edge Lit, Electric, TUN™, Right Hinge

\$4,429

\$5,879


24" W × 48" H × 4" D (23-¼" W × 48" H)

AR2448D4FP1LP

Perimeter Lit, Electric, TUN™, Left Hinge

\$5,099

\$6,779

AR2448D4FP1RP

Perimeter Lit, Electric, TUN™, Right Hinge

\$5,099

\$6,779

AR2448D4FP1LE

Edge Lit, Electric, TUN™, Left Hinge

\$4,949

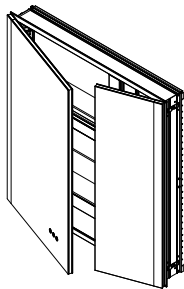
\$6,599

AR2448D4FP1RE

Edge Lit, Electric, TUN™, Right Hinge

\$4,949

\$6,599


30" W × 30" H × 4" D (29-¼" W × 30" H)

AR3030D4FP2LP

Perimeter Lit, Electric, TUN™

\$4,699

\$6,249

AR3030D4FP2LE

Edge Lit, Electric, TUN™

\$4,599

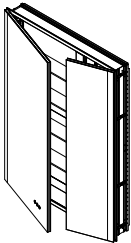
\$6,099



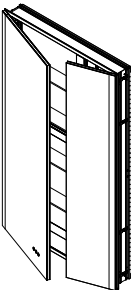
AIO RESERVE™ MEDICINE CABINETS

robern.com/aio

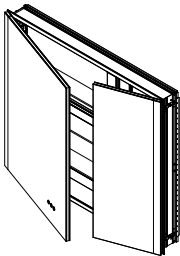
CABINETS
AIO RESERVE
NICHE
LIGHTING
MIRRORS
VANITIES
CRAFT SERIES
MAGNIFICATION
MIRRORS
ACCESSORIES



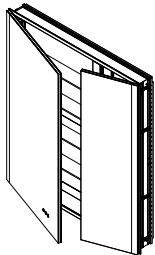
MODEL	DESCRIPTION / UPGRADE OPTIONS	PRICE USD	PRICE CAD
30" W × 40" H × 4" D (29-¼" W × 39-⅜" H)			
AR3040D4FP2LP	Perimeter Lit, Electric, TUN™	\$5,479	\$7,299
AR3040D4FP2LE	Edge Lit, Electric, TUN™	\$5,349	\$7,129



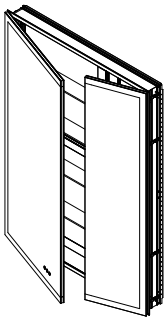
30" W × 48" H × 4" D (29-¼" W × 48" H)			
AR3048D4FP2LP	Perimeter Lit, Electric, TUN™	\$6,149	\$8,199



36" W × 30" H × 4" D (35-¼" W × 30" H)			
AR3630D4FP2LP	Perimeter Lit, Electric, TUN™	\$4,929	\$6,549
AR3630D4FP2LE	Edge Lit, Electric, TUN™	\$4,829	\$6,399




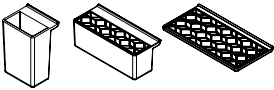

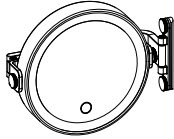
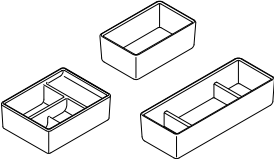
36" W × 40" H × 4" D (35-¼" W × 39-⅜" H)			
AR3640D4FP2LP	Perimeter Lit, Electric, TUN™	\$6,149	\$8,199
AR3640D4FP2LE	Edge Lit, Electric, TUN™	\$5,979	\$7,929



36" W × 48" H × 4" D (35-¼" W × 48" H)			
AR3648D4FP2LP	Perimeter Lit, Electric, TUN™	\$7,379	\$9,799



AIO RESERVE™ MEDICINE CABINETS

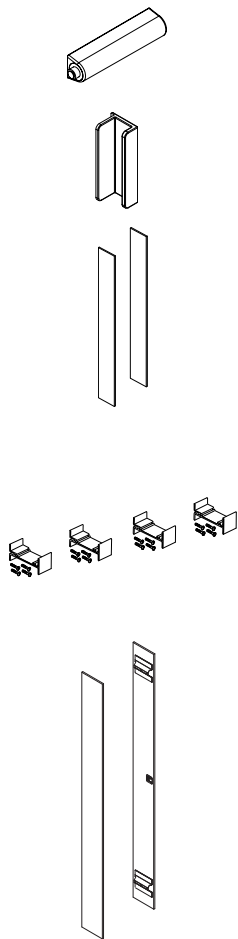
	MODEL	DESCRIPTION / UPGRADE OPTIONS	PRICE USD	PRICE CAD
ACCESSORIES				
Magnetic Storage				
	HT-MAGORG	3-3/8" W x 13/16" H x 13/16" D	\$55	\$73
	HT-ORGKIT	Organization Kit (2 Storage Bins and Storage Tray) For AIO Reserve Cabinets Included: Storage Tray, Bin 1 and Bin 2 Storage Tray: 6" W x 1/4" H x 3" D Bin 1: 2-1/2" W x 3-5/8" H x 2-1/8" D Bin 2: 5" W x 1-13/16" H x 2-1/8" D	\$122	\$149
	VT-SPOMM	Magnification Mirror, 5x 7-5/16" W x 3-3/8" H x 2-1/8" D or 13-9/16" fully extended Pull Out, Sliding	\$399	\$529
	VT-SPOMM-L	Lighted Magnification Mirror, Pull Out, Sliding	\$499	\$679
Glass Bins				
	GLASSBIN5.25	3-1/4" W x 5-1/4" H x 2-1/8" D	\$60	\$80
	GLASSBIN6.38	4-7/8" W x 6-3/8" H x 2-1/8" D, For 6" D Cabinets	\$60	\$80
	GLASSBIN8.5	3-1/4" W x 8-1/2" H x 2-1/8" D	\$60	\$80

continued on next page »



AIO RESERVE™ MEDICINE CABINETS

robern.com/aio



MODEL	DESCRIPTION / UPGRADE OPTIONS	PRICE USD	PRICE CAD
Push-To-Open Kit			
VT-PUSHKIT	¾" W x ⅝" H x 3-⅜" D, For Electric Upgrade	\$129	\$179
Handle Kit			
EDGEPULL-84	2-½" W x ⅞" H x ¾" D, Polished Stainless Steel	\$229	\$299
Surface-Mount Kits			
P2SMKIT30D4P	30" H x 4" D	\$179	\$229
P2SMKIT40D4P	40" H x 4" D	\$399	\$529
P2SMKIT48D4P	48" H x 4" D	\$479	\$649
Ganging Kits			
P2RMGKIT	For 30", 40" and 48" H Cabinets	\$97	\$129
P2SMEXTENDKIT	Extension Kit for > 72" W	\$179	\$229
Multiple Cabinet Surface-Mount and Ganging Kits			
P2SM-GKIT30D4P	30" H x 4" D	\$379	\$499
P2SM-GKIT40D4P	40" H x 4" D	\$499	\$679
P2SM-GKIT48D4P	48" H x 4" D	\$599	\$779

CABINETS
AIO RESERVE

NICHES

LIGHTING

MIRRORS

VANITIES


CRAFT SERIES

MAGNIFICATION
MIRRORS

ACCESSORIES



PRESENCE™ MEDICINE CABINETS



WITH ITS SOFT, DECORATIVE GLOW DISPLAYED ON THE WALL, PRESENCE BOASTS EQUAL PARTS ART PIECE AND MEDICINE CABINET. ACROSS INTERIOR PERIMETER LIGHTING, OUTLETS AND CHARGING PORTS, ON-MIRROR LIGHT CONTROLS, AND A LIT MAGNIFICATION MIRROR, PRESENCE SERVES AS A STATELY FIXTURE IN YOUR AT-HOME SANCTUARY.

DIMENSIONS AND WEIGHT

Dimensions (W x H):

- 19-¼" x 30"
(489 mm x 762 mm)
- 23-¼" x 39-¾"
(591 mm x 1000 mm)
- 19-¼" x 33-⅞"
(489 mm x 860 mm))
- 23-¼" x 43-¼"
(591 mm x 1099 mm)
- 19-¼" W x 39-½" H"
(489 mm x 1003 mm)
- 19-¼" W x 67" H"
(489 mm x 1702 mm)

Depth: 4-⅝" (118 mm)

Net Weight: 39 - 90 lbs

CONFIGURABLE OPTIONS

- Style: Rectangle, Rounded Corner, Arch, Pill

FEATURES & BENEFITS

- Soft decorative glow surrounding the cabinet front that casts onto wall and accentuates the shape.
- Perimeter light pattern and on-mirror TUN technology on interior of door offers task lighting when the door is open - easily accessing contents during your daily rituals.
- Elegant touch controls on the interior mirror to set the ideal brightness and color temperature for any task (2700K-5600K).
- Integrated interior lighting fully illuminates the cabinet when opened so you can easily see contents. Interior lighting turns on when the door is open and off when it is closed.
- An adjustable perimeter lit 5x magnification mirror with dimming functionality and selectable light temperatures makes close-up grooming tasks easy and convenient. The adjustable lit magnification mirror extends up to 13" outside of the cabinet and can tilt +/- 25 degrees for better viewing.
- A wire organizer keep cords and cables off the countertop while charging your devices and includes a wrap for wires to remain neat and tidy.
- Two built-in electrical outlets accommodate four plugs to keep your styling tools powered up.
- Two integrated USB ports (A & C) charge your devices while you prepare for the day ahead.
- Storage bins hold makeup brushes, cosmetics, and small grooming tools and keep them from spilling out of the cabinet.
- A magnetic storage strip conveniently holds metal grooming tools neatly arranged and within easy reach.
- Slow-Close Blum hinges prevent slamming, reduce wear and tear on your cabinet, and ensure a soft closure every time.
- Compatible with Vesper, InLine, Profiles, M Series*, M Series Reserve, PL

continued on next page »



PRESENCE™ MEDICINE CABINETS

robern.com/uplift-tech

Series*, PL PORTRAY, AiO Cabinet*, Vitality Cabinet* (cabinets marked with * are only compatible when recess installation)

- Ideal for ADA applications
- Constructed to operate in high humidity or damp spaces. Certified for damp locations to UL 962,
- CSA Standard C22.2, No. 68

CONSTRUCTION

- Durable rust-free anodized aluminum and glass construction – resists intense moisture, ensuring long-lasting beauty
- Satin anodized aluminum construction
- Robern's quiet close Safeseal gasket protects the interior from dust and moisture
- Three-mirror design provides a mirror on the inside rear of the cabinet and both sides of the door – simplifying the daily routine by providing access to personal items with the use of the mirror at the same time
- Configure the interior of your cabinet to accommodate essential items of varying heights, from electric toothbrushes to your favorite fragrance with ¼" (6 mm) thick adjustable clear glass shelves that can adjust in 1" (51 mm) increments: 3 shelves for 30" H, 4 shelves for 36" H, 40" H and 48" H, 8 shelves for 72" H. Save time with setting up your cabinet by adding 2 clips per shelf
- Salt Spray Testing (ASTM Standard) for 300 hours to ensure durability
- Cass Testing – copper test (simulate whole life of product) – accelerated age testing

INSTALLATION

- This installation may require more than one person
- Recessed or surface-mount installation
- Cabinets include hardware for recessed installation. Surface-mount and semi-recessed installations require the purchase of a kit which includes the side kit as well as mounting hardware
- Recessed cabinets project ⅞" from wall and must be recessed no less than 3-¾"

CABINETS
PRESENCE

NICHE

LIGHTING

MIRRORS

VANITIES

CRAFT SERIES

MAGNIFICATION
MIRRORS

ACCESSORIES

continued on next page »



PRESENCE™ MEDICINE CABINETS WORKSHEET

robern.com/uplift-tech

Example Model: GR2440D4FP1N

G R 2440 D4 FP 1 N



Product Line **G** = Presence

Category **R** = Reserve Cabinet

Dimensions
2030 = 20" W x 30" H
2034 = 20" W x 34" H
2040 = 20" W x 40" H
2067 = 20" W x 67" H
2440 = 24" W x 40" H
2444 = 24" W x 44" H

Depth **D4** = 4"

Mirror Style
AP = Arch
CP = Pill
RP = Rounded Corner
FP = Polished Edge

Number of Doors **1** = 1 Door

Hinge Side
L = Left*
R = Right*
N = Non-handed

Notes * Arch cabinets only

CABINETS
PRESENCE

NICHES

LIGHTING

MIRRORS

VANITIES

CRAFT SERIES

MAGNIFICATION
MIRRORS

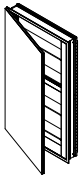
ACCESSORIES

continued on next page »

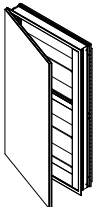


PRESENCE™ MEDICINE CABINETS

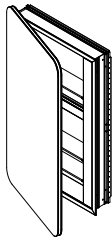
robern.com/uplift-tech



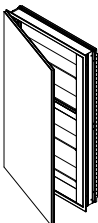
MODEL	DESCRIPTION / UPGRADE OPTIONS	PRICE USD	PRICE CAD
20" W × 30" H × 4" D (19-¼" W × 30" H)			
GR2030D4FP1N	Interior Perimeter Lit, Electric, TUN™	\$3,099	\$4,149



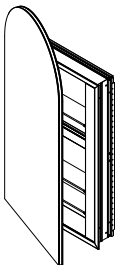
24" W × 40" H × 4" D (23-¼" W × 39-⅜" H)			
GR2440D4FP1N	Interior Perimeter Lit, Electric, TUN™	\$4,579	\$6,079



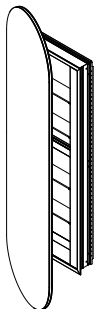
ROUNDED CORNER 20" W × 34" H × 4" D (19-¼" W × 33-⅞" H)			
GR2034D4RP1N	Interior Perimeter Lit, Electric, TUN™	\$3,429	\$4,549



ROUNDED CORNER 24" W × 44" H × 6" D (23-¼" W × 43-¼" H)			
GR2444D4RP1N	Interior Perimeter Lit, Electric, TUN™	\$5,349	\$7,129



Arch 20" W × 40" H × 4" D (19-¼" W × 39-½" H)			
GR2040D4AP1L	Interior Perimeter Lit, Electric, TUN™, Left Hinge	\$4,029	\$5,349
GR2040D4AP1R	Interior Perimeter Lit, Electric, TUN™, Right Hinge	\$4,029	\$5,349



PILL 20" W × 67" H × 4" D (19-¼" W × 67" H)			
GR2067D4CP1N	Interior Perimeter Lit, Electric, TUN™	\$6,749	\$8,979

continued on next page »
continued on next page »



PRESENCE™ MEDICINE CABINETS

CABINETS
PRESENCE

NICHES

LIGHTING


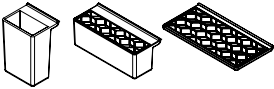
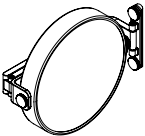
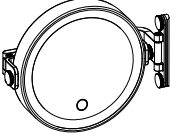
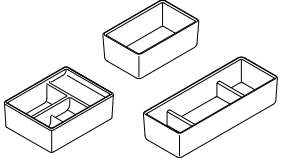
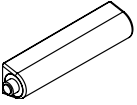

MIRRORS

VANITIES

CRAFT SERIES

MAGNIFICATION
MIRRORS

ACCESSORIES

	MODEL NUMBER	DESCRIPTION / UPGRADE OPTIONS	US LIST PRICE	PRICE
		ACCESSORIES		
		Magnetic Storage		
	HT-MAGORG	3- $\frac{3}{8}$ " W x $\frac{13}{16}$ " H x $\frac{13}{16}$ " D	\$55	\$73
	HT-ORGKIT	Organization Kit (2 Storage Bins and Storage Tray) For AIO Reserve Cabinets Included: Storage Tray, Bin 1 and Bin 2 Storage Tray: 6" W x $\frac{1}{4}$ " H x 3" D Bin 1: 2- $\frac{1}{2}$ " W x 3- $\frac{5}{8}$ " H x 2- $\frac{1}{8}$ " D Bin 2: 5" W x 1- $\frac{13}{16}$ " H x 2- $\frac{1}{8}$ " D	\$122	\$149
	VT-SPOMM	Magnification Mirror, 5x 7- $\frac{5}{16}$ " W x 3- $\frac{3}{8}$ " H x 2- $\frac{1}{8}$ " D or 13-9/16" fully extended Pull Out, Sliding	\$399	\$529
	VT-SPOMM-L	Lighted Magnification Mirror, Pull Out, Sliding	\$499	\$679
	GLASSBIN5.25	Glass Bins 3- $\frac{1}{4}$ " W x 5- $\frac{1}{4}$ " H x 2- $\frac{1}{8}$ " D	\$60	\$80
	GLASSBIN6.38	4- $\frac{7}{8}$ " W x 6- $\frac{3}{8}$ " H x 2- $\frac{1}{8}$ " D, For 6" D Cabi- nets	\$60	\$80
	GLASSBIN8.5	3- $\frac{1}{4}$ " W x 8- $\frac{1}{2}$ " H x 2- $\frac{1}{8}$ " D	\$60	\$80
	VT-PUSHKIT	Push-To-Open Kit $\frac{3}{4}$ " W x $\frac{5}{8}$ " H x 3- $\frac{3}{8}$ " D, For Electric Up- grade	\$129	\$179
	EDGE Pull-84	Handle Kit 2- $\frac{1}{2}$ " W x $\frac{7}{8}$ " H x $\frac{3}{4}$ " D, Polished Stainless Steel	\$229	\$299

continued on next page »



PRESENCE™ MEDICINE CABINETS

robern.com/aio

CABINETS
PRESENCE

NICHE

LIGHTING

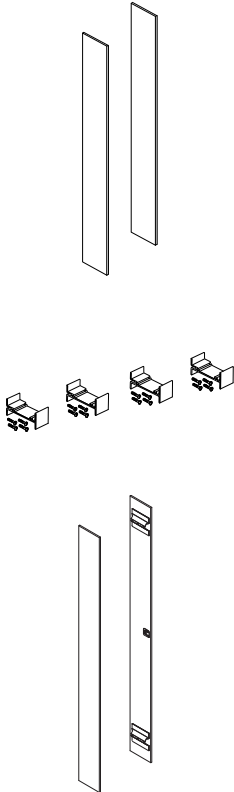
MIRRORS

VANITIES

CRAFT SERIES

MAGNIFICATION
MIRRORS

ACCESSORIES



MODEL NUMBER	DESCRIPTION / UPGRADE OPTIONS	US LIST PRICE	PRICE
Surface-Mount Kits			
P2SMKIT30D4P	30" H x 4" D	\$179	\$229
P2SMKIT40D4P	40" H x 4" D	\$399	\$529
P2SMKIT48D4P	48" H x 4" D	\$479	\$649
Ganging Kits			
P2RMGKIT	For 30", 34", 40" 44"and 67" H Cabinets	\$97	\$129
P2SMEXTENDKIT	Extension Kit for > 72" W	\$179	\$229
Multiple Cabinet Surface-Mount and Ganging Kits			
P2SM-GKIT30D4P	30"/34" H x 4" D	\$379	\$499
P2SM-GKIT40D4P	40"/44" H x 4" D	\$499	\$679
P2SM-GKIT48D4P	48"/67" H x 4" D	\$599	\$779

continued on next page »



UPLIFT® TECH MEDICINE CABINETS



WITH ITS VERTICAL DESIGN, UPLIFT REVOLUTIONIZED THE WAY IN WHICH WE EXPERIENCE MEDICINE CABINETS. UPLIFT TECH ENHANCES THE INNOVATIVE FEATURES OF THE CLASSIC UPLIFT CABINET WITH STATE-OF-THE-ART TECHNOLOGY, SUPERIOR TASK LIGHTING, AND LUXURIOUS FINISHES TO CREATE A CUTTING-EDGE STORAGE SOLUTION THAT IS SEAMLESSLY FUNCTIONAL AND BEAUTIFULLY VERSATILE.



Scan here to see the full Uplift Tech collection

DIMENSIONS AND WEIGHT

Dimensions (W x H):

- 30" x 27" (762 mm x 686 mm)
- 36" x 27" (914 mm x 686 mm)
- 48" x 27" (1,219 mm x 686 mm)

Depth: 6" (152 mm)

Net Weight: 80 - 100 lbs

CONFIGURABLE OPTIONS

- Styles: Non-Lit, Perimeter Lighting
- Upgrade Options:
Electric Upgrade (Interior Lighting, Electrical Outlets, USB Charging Ports), Electric+ Upgrade (Interior Lighting, Electrical Outlets, USB Charging Ports, Night Light, Defogger), Electric+ with TUN upgrade: interior lighting, electrical outlets, USB charging ports, night light and defogger and TUN Technology (touch controls on the mirror to fine-tune between 2700K-5600K)
- Handle Finish Options: Anodized Aluminum (standard), Chrome, Polished Nickel, Matte Gold, Matte Black

FEATURES & BENEFITS

- Unique vertically opening, no-swing door allows for unobstructed installations
- Position-hold door-opening mechanism lets you open the door as low or as high as you need
- Aluminum handle for effortless two-finger lifting; upgrade to match or coordinate fixtures in your styling space with four popular metal frame finishes: Chrome, Polished Nickel, Matte Gold, Matte Black.
- Lighted option provides warm, relaxing tones (2700K) that replicate indoor lighting
- TUN Technology lets you fine-tune the color temperature to groom for where you're going, whether it's a candlelit dinner or a bright office space
- Remarkably accurate color rendering with a CRI value of 90+ and R9 of 50+, so you can see your truest reflection
- Light direction and output eliminate dark shadows, provides bright, even task lighting and rich, saturated tone in your reflection
- Dimmable LED task lighting to 1% lets you select the ideal brightness for any task, using a standard dimmer that works with existing wiring
- The night light provides a soft light that illuminates to help locate items in the middle of the night. Programmable night light in 12-hour increments. Press the button to turn the night light on/off without affecting the programming
- Defogging technology ensures a clear reflection. Turn defogger on and off with the push of a button. The defogger has a timer and will turn off automatically in about 45 minutes
- Power when and where you need it most, the electric column features two USB charging ports and two 15A, 120VAC tamper resistant outlets (3 plugs), to provide power for items such as electric razors and curling irons
- Sensor controlled, low wattage interior LED light

continued on next page »



UPLIFT® TECH MEDICINE CABINETS

robern.com/uplift-tech

- Consistent color throughout the cabinet with warm 2700K for task lighting, interior lighting, and night light
- Cantilever Shelving: clean interior due to “hidden” shelf adjustments
- Dry space or wet space applications
- Able to do behind faucet installation due to vertical opening of cabinet
- Task lighting can be operated using standard Triac/Phase-cut residential dimmers and defogger and night light can be hardwired or operated using standard switches, available separately through electrical supply and home improvements centers
- Energy efficient LEDs with an estimated life of 53,000 hours
- Meets ADA requirements for door opening force for sliding doors
- Installed as a single unit or ganged together for a multiple cabinet installation
- Constructed to operate in high humidity or damp spaces. ETL/UL Certified for damp locations to UL 962, CSA Standard C22.2, No. 250.0

CONSTRUCTION

- Durable rust-free anodized aluminum and glass construction - resists intense moisture, ensuring long-lasting beauty
- Satin anodized aluminum body
- Interior mirror
- 2249 cubic inches (36,847 cc) storage capacity for a 30" cabinet with split compartment for maximum flexibility
- 1/4" (6 mm) thick adjustable clear glass shelves; Adjustable shelving at 1" (25 mm) increments: 6 shelves (24" W will include 3 shelves)
- Salt Spray Testing - ASTM Standard for 300 hours performed to test mirror quality against desilvering and degradation resulting from environmental exposure
- Cast Testing - copper test (simulate whole life of product) - accelerated age testing

INSTALLATION

- This installation may require more than one person
- Recessed, semi-recessed or surface-mount installation
- Cabinets include hardware for recessed installation. Surface-mount and semi-recess installations require the purchase of a kit which includes the side kit as well as mounting hardware
- Recessed (frame and handle project 1-7/16" [37 mm]), semi-recessed 4" (102 mm) in wall (cabinet, frame and handle project 3-1/8" [79 mm]), or surface mount (cabinet, frame and handle project 7-1/8" [181 mm])
- Aluminum top and bottom kit for surface mount installations is required when top or bottom is visible
- Task Lighting/Dimmer recommendation: C.L Dimmers or Caseta Wireless from Lutron For on/off (no dimmer) operation, a standard wall switch may be substituted in place of the dimmer
- A minimum of 48-1/2" is needed from the bottom of cabinet to finished

ceiling

- Improved serviceability: troubleshooting and repairs can be performed while the unit is installed

CABINETS
UPLIFT TECH

NICHE

LIGHTING

MIRRORS

VANITIES

CRAFT SERIES

MAGNIFICATION
MIRRORS

ACCESSORIES

continued on next page »



UPLIFT® TECH MEDICINE CABINETS WORKSHEET

robern.com/uplift-tech

Example Model:

U C 3027 6 RP 3 E2



Product Line	U = Uplift Tech
Category	C = Cabinet
Dimensions	3027 = 30" W × 27" H 3627 = 36" W × 27" H 4827 = 48" W × 27" H
Depth	6 = 6"
Mirror Styles	FP = Non-Lit RP = Perimeter Lighting RPT = Perimeter Lighting with TUN™ Technology
Lighting Options	N = No Lighting 3 = Warm White (2700K)
Upgrade Options	E2 = Electric Upgrade (Interior Lighting, Electrical Outlets, USB Charging Ports) E4 = Electric+ Upgrade (Interior Lighting, Electrical Outlets, USB Charging Ports, Night Light, Defogger)

NICHES

LIGHTING

MIRRORS

VANITIES

CRAFT SERIES

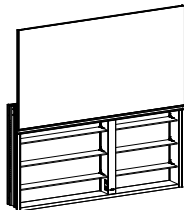
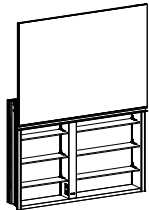
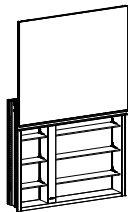
MAGNIFICATION
MIRRORS

ACCESSORIES



UPLIFT® TECH MEDICINE CABINETS

robern.com/uplift-tech



MODEL	DESCRIPTION / UPGRADE OPTIONS	PRICE USD	PRICE CAD
30" W × 27" H × 6" D			
UC30276FPNE2N	Non Lit, Electric	\$3,999	\$5,329
UC30276FPNE4N	Non-Lit, Electric+	\$4,829	\$6,399
UC30276RP3E2N	Perimeter Lit, 2700K, Electric	\$4,829	\$6,399
UC30276RP3E4N	Perimeter Lit, 2700K, Electric+	\$5,579	\$7,429
UC30276RPTE4N	Perimeter Lit, 2700K, Electric+, TUN™	\$5,849	\$7,799
36" W × 27" H × 6" D			
UC36276FPNE2N	Non Lit, Electric	\$4,829	\$6,399
UC36276FPNE4N	Non Lit, Electric+	\$5,579	\$7,429
UC36276RP3E2N	Perimeter Lit, 2700K, Electric	\$5,579	\$7,429
UC36276RP3E4N	Perimeter Lit, 2700K, Electric+	\$6,349	\$8,449
UC36276RPTE4N	Perimeter Lit, 2700K, Electric+, TUN	\$6,579	\$8,749
48" W × 27" H × 6" D			
UC48276FPNE2N	Non-Lit, Electric	\$5,799	\$7,729
UC48276FPNE4N	Non-Lit, Electric+	\$6,579	\$8,749
UC48276RP3E2N	Perimeter Lit, 2700K, Electric	\$6,579	\$8,749
UC48276RP3E4N	Perimeter Lit, 2700K, Electric+	\$7,379	\$9,799
UC48276RPTE4N	Perimeter Lit, 2700K, Electric+, TUN	\$7,629	\$10,129

CABINETS
UPLIFT TECH

NICHES

LIGHTING

MIRRORS

VANITIES

CRAFT SERIES

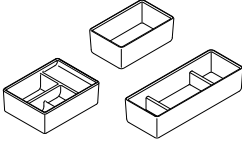


MAGNIFICATION
MIRRORS

ACCESSORIES

continued on next page »



UPLIFT® TECH MEDICINE CABINETS

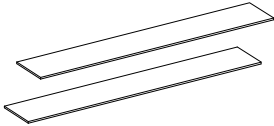
	MODEL	DESCRIPTION / UPGRADE OPTIONS	PRICE USD	PRICE CAD
Accessories				
Glass Bins for all Cabinets				
	GLASSBIN8.5	3-1/4" W × 5-1/4" H × 2-1/8" D	\$60	\$80
	GLASSBIN6.38	4-7/8" W × 6-3/8" H × 2-1/8" D, For 6" D Cabinets	\$60	\$80
	GLASSBIN8.5	3-1/4" W × 8-1/2" H × 2-1/8" D	\$60	\$80
	Handle Kit			
	UHANDLE3076	30" W × 1" H × 1-3/4" D, Chrome	\$779	\$1,049
	UHANDLE3077	30" W × 1" H × 1-3/4" D, Polished Nickel	\$779	\$1,049
	UHANDLE3082	30" W × 1" H × 1-3/4" D, Matte Gold	\$779	\$1,049
	UHANDLE3083	30" W × 1" H × 1-3/4" D, Matte Black	\$779	\$1,049
	UHANDLE3676	36" W × 1" H × 1-3/4" D, Chrome	\$849	\$1,129
	UHANDLE3677	36" W × 1" H × 1-3/4" D, Polished Nickel	\$849	\$1,129
	UHANDLE3682	36" W × 1" H × 1-3/4" D, Matte Gold	\$879	\$1,149
	UHANDLE3683	36" W × 1" H × 1-3/4" D, Matte Black	\$879	\$1,149
	UHANDLE4876	48" W × 1" H × 1-3/4" D, Chrome	\$929	\$1,229
	Surface-Mount Kits for 27" H Cabinets			
	USMK27D6P	6" D	\$329	\$449
	Semi-Recessed Kits for 27" H Cabinets			
	USMK27D6SRP	6"	\$329	\$449

continued on next page »



UPLIFT® TECH MEDICINE CABINETS

robern.com/uplift-tech



MODEL	DESCRIPTION / UPGRADE OPTIONS	PRICE USD	PRICE CAD
Surface-Mount Bottom Kits			
UTK30D6A	30" W × 6" D	\$399	\$529
UTK36D6A	36" W × 6" D	\$399	\$529
UTK48D6A	48" W × 6" D	\$399	\$529
Semi-Recessed Bottom Kits			
UTK30D6ASR	30" W × 6" D	\$399	\$529
UTK36D6ASR	36" W × 6" D	\$399	\$529
UTK48D6ASR	48" W × 6" D	\$399	\$529
Ganging Kit			
UGKIT	For Uplift Tech Cabinets	\$329	\$449

- CABINETS
- UPLIFT TECH
- NICHES
- LIGHTING
- MIRRORS
- VANITIES
- CRAFT SERIES
- MAGNIFICATION MIRRORS
- ACCESSORIES

continued on next page »



M SERIES RESERVE™ MEDICINE CABINETS



RAISE THE BAR FOR BATHROOM STORAGE.

THE M SERIES RESERVE COLLECTION ELEVATES THE SOPHISTICATED PROFILE AND UNPARALLELED VERSATILITY OF OUR M SERIES CABINETS WITH MORE OPTIONS, MORE ORGANIZATION, AND MORE FEATURES THAN EVER BEFORE.



Scan here to see the full M Series Reserve collection

DIMENSIONS & WEIGHT

Dimensions:

- 15-1/4" x 30" (387 mm x 762 mm)
 - 15-1/4" x 36" (387 mm x 914 mm)
 - 15-1/4" x 39-3/8" (387 mm x 1000 mm)
 - 15-1/4" x 48" (387 mm x 1219 mm)
 - 15-1/4" x 72" (387 mm x 1829 mm)
 - 19-1/4" x 30" (489 mm x 762 mm)
 - 19-1/4" x 36" (489 mm x 914 mm)
 - 19-1/4" x 39-3/8" (489 mm x 1000 mm)
 - 19-1/4" x 48" (489 mm x 1219 mm)
 - 19-1/4" x 72" (489 mm x 1829 mm)
 - 23-1/4" x 30" (591 mm x 762 mm)
 - 23-1/4" x 36" (591 mm x 914 mm)
 - 23-1/4" x 39-3/8" (591 mm x 1000 mm)
 - 23-1/4" x 48" (591 mm x 1219 mm)
 - 23-1/4" x 72" (591 mm x 1829 mm)
 - 29-1/4" x 30" (743 mm x 762 mm)
 - 29-1/4" x 36" (743 mm x 914 mm)
 - 29-1/4" x 39-3/8" (743 mm x 1000 mm)
 - 29-1/4" x 48" (743 mm x 1219 mm)
- Depth: 4" (102 mm), 6" (152 mm)

CONFIGURABLE OPTIONS

- Edge Type: Polished Edge or Bevel Edge
- Options:
 - Standard Offering: Slow-Close Hinges, Magnetic Storage, Storage Tray
 - Electric Upgrade: Sliding Magnification Mirror, Wire Organizer, Interior Lighting, USB Charging Ports, Electrical Outlets, Storage Bins
 - Electric+ Upgrade: Night Light, Auto Defogger

FEATURES & BENEFITS

- A personalized storage solution rich with possibilities
- Cantilever Shelves feature hidden adjustment holes for a clean and custom-built appearance
- Slow-close hinges prevent slamming, reduce wear and tear on your cabinet, and ensure a soft closure every time. Blum 155 degree 3-way adjustable hinges
- A magnetic storage strip keeps metal grooming tools neatly arranged and within easy reach. Simple tool-less snap in installation that is adjustable along a horizontal track
- Conveniently organize small items such as eyeglasses, contact lens cases, and cosmetics with the Storage Tray. Simple tool-less installation that is adjustable along a horizontal track
- Black accessories designed to coordinates together for optimal storage and functionality solutions
- Electric Upgrade:
 - Integrated interior cabinet lights turn on when the door is open and off when it is closed. The sensor controlled, low wattage interior LED light features a warm white (3000K) for a relaxing tone
 - An adjustable magnification mirror provides an enhanced view for close-up grooming tasks with 5x magnification to help with those up-close details. Simple tool-less installation, adjustment and locking that is adjustable along a vertical track. Extends over 13" outside of the cabinet and can tilt +/- 25 degrees for better viewing



M SERIES RESERVE™ MEDICINE CABINETS

robern.com/m-series-reserve

- Keep cords and cables off the countertop while charging your devices with a wire organizer. Simple tool-less installation to lock in place and adjustable along a vertical track. Included tie wrap keeps wires neat and tidy
- Two built-in outlets accommodate four plugs to keep your styling tools powered up. 15A, 120VAC tamper resistant outlet, to provide power for items such as electric razors and curling irons
- Two integrated USB ports charge your devices while you prepare for the day ahead (total output 4.2 A, 5V)
- Keep makeup brushes, cosmetics, and small grooming tools from spilling out of the cabinet with storage bins. 5" x 1-13/16" storage bin has compartments that can hold smaller items up to 5/8" diameter and 2-1/2" x 3-5/8" storage bin allows for storage of tall items. Simple tool-less installation adjustable along a horizontal track
- Electric+ Upgrade:
 - Soft LED lighting along the bottom of the cabinet door casts an elegant glow over your styling space and provides gentle wayfinding light. The built-in timer can follow an automatic 12-hour on/off cycle or be programmed to suit your preferences
 - Patented auto defogging technology ensures a hands-free clear reflection. Smart technology senses when to defog by measuring air temperature, surface temperature and humidity
- Compatible with Vesper, InLine, Profiles, M Series*, M Series Reserve, PL Series*, PL PORTRAY, AiO Cabinet*, Vitality Cabinet* (cabinets marked with * are only compatible when recess installation)
- Incorporate the benefits of a Full Length mirror into your space with the 72" H cabinet featuring the convenience of hidden storage
- Ideal for ADA applications
- Constructed to operate in high humidity or damp spaces. Electric and Electric+ Upgrades are ETL Certified for damp locations to UL 962, CSA Standard C22.2, No. 68

CONSTRUCTION

- Durable rust-free anodized aluminum and glass construction – resists intense moisture, ensuring long-lasting beauty
- Satin anodized aluminum construction
- Robern's quiet close Safeseal gasket protects the interior from dust and moisture
- Bevel edge refers to a mirror with edges cut and polished to a 3/4" angle to produce a sculpted, framed look, while polished edge ensures a clean design with no sharp edges (3 mm – polished, 4 mm – bevel)
- Three-mirror design provides a mirror on the inside rear of the cabinet and both sides of the door – simplifying the daily routine by providing access to personal items with the use of the mirror at the same time
- Configure the interior of your cabinet to accommodate essential items of varying heights, from electric toothbrushes to your favorite fragrance with 1/4" (6 mm) thick adjustable clear glass shelves that can adjust in 1" (51 mm) increments: 3 shelves for 30" H, 4 shelves for 36" H, 40" H and

48" H, 8 shelves for 72" H. Save time with setting up your cabinet by adding 2 clips per shelf

- Salt Spray Testing (ASTM Standard) for 300 hours to ensure durability
- Cass Testing – copper test (simulate whole life of product) – accelerated age testing

INSTALLATION

- This installation may require more than one person
- Recessed, semi-recessed or surface-mount installation
- Cabinets include hardware for recessed installation. Surface-mount and semi-recessed installations require the purchase of a kit which includes the side kit as well as mounting hardware
- Recessed cabinets project 7/8" from wall and must be recessed no less than 3-3/4"
- Standard and Electric Upgrade are reversible, allowing the customer to choose orientation for hinges. Electric+ Upgrade is available in left hinge and right hinge



M SERIES RESERVE™ MEDICINE CABINETS WORKSHEET

Example Model:

M R 1630 D4 FB E2



Product Line M = M Series

Category R = Reserve Cabinet

Dimensions

1630 = 16" W × 30" H
1636 = 16" W × 36" H
1640 = 16" W × 40" H
1648 = 16" W × 48" H
1672 = 16" W × 72" H*
2030 = 20" W × 30" H
2036 = 20" W × 36" H
2040 = 20" W × 40" H
2048 = 20" W × 48" H
2072 = 20" W × 72" H*
2430 = 24" W × 30" H
2436 = 24" W × 36" H
2440 = 24" W × 40" H
2448 = 24" W × 48" H
2472 = 24" W × 72" H*
3030 = 30" W × 30" H
3036 = 30" W × 36" H
3040 = 30" W × 40" H
3048 = 30" W × 48" H

Depth

D4 = 4"
D6 = 6"

Edge Type

FP = Polished Edge
FB = Bevel Edge

Features

E0 = Standard Offering (Slow-Close Hinges, Magnetic Storage, Storage Tray, Reversible Hinges)
E2 = Electric Upgrade (Sliding Magnification Mirror, Wire Organizer, Upgrade Options Interior Lighting, USB Charging Ports, Electrical Outlets and Storage Bins, Reversible Hinges)
E4 = Electric+ Upgrade (Night Light and Automatic Defogger, Left and Right Hinge available)

*72" H not available with Electric+ Upgrade

**M SERIES RESERVE™ MEDICINE CABINETS**

robern.com/m-series-reserve

CABINETS
M SERIES RESERVE

NICHES

LIGHTING

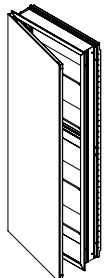
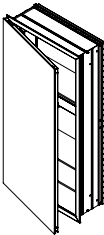
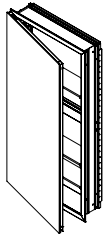
MIRRORS

VANITIES

CRAFT SERIES

MAGNIFICATION
MIRRORS

ACCESSORIES



MODEL NUMBER	DESCRIPTION / UPGRADE OPTIONS	PRICE USD	PRICE CAD
16" W × 30" H × 4" D (15-3/4" W × 30" H)			
MR1630D4FPE0	Polished Edge	\$1,399	\$1,849
MR1630D4FBE0	Bevel Edge	\$1,399	\$1,849
MR1630D4FPE2	Polished Edge, Electric	\$2,129	\$2,829
MR1630D4FBE2	Bevel Edge, Electric	\$2,129	\$2,829
MR1630D4FPE4L	Polished Edge, Electric+, Left Hinge	\$3,329	\$4,429
MR1630D4FPE4R	Polished Edge, Electric+, Right Hinge	\$3,329	\$4,429
MR1630D4FBE4L	Bevel Edge, Electric+, Left Hinge	\$3,329	\$4,429
MR1630D4FBE4R	Bevel Edge, Electric+, Right Hinge	\$3,329	\$4,429
16" W × 30" H × 6" D (15-3/4" W × 30" H)			
MR1630D6FPE0	Polished Edge	\$1,729	\$2,299
MR1630D6FBE0	Bevel Edge	\$1,729	\$2,299
MR1630D6FPE2	Polished Edge, Electric	\$2,449	\$3,279
MR1630D6FBE2	Bevel Edge, Electric	\$2,449	\$3,279
MR1630D6FPE4L	Polished Edge, Electric+, Left Hinge	\$3,729	\$4,949
MR1630D6FPE4R	Polished Edge, Electric+, Right Hinge	\$3,729	\$4,949
MR1630D6FBE4L	Bevel Edge, Electric+, Left Hinge	\$3,729	\$4,949
MR1630D6FBE4R	Bevel Edge, Electric+, Right Hinge	\$3,729	\$4,949
16" W × 36" H × 4" D (15-3/4" W × 36" H)			
MR1636D4FPE0	Polished Edge	\$1,579	\$2,079
MR1636D4FBE0	Bevel Edge	\$1,579	\$2,079
MR1636D4FPE2	Polished Edge, Electric	\$2,299	\$3,049
MR1636D4FBE2	Bevel Edge, Electric	\$2,299	\$3,049
MR1636D4FPE4L	Polished Edge, Electric+, Left Hinge	\$3,529	\$4,699
MR1636D4FPE4R	Polished Edge, Electric+, Right Hinge	\$3,529	\$4,699
MR1636D4FBE4L	Bevel Edge, Electric+, Left Hinge	\$3,529	\$4,699
MR1636D4FBE4R	Bevel Edge, Electric+, Right Hinge	\$3,529	\$4,699
16" W × 36" H × 6" D (15-3/4" W × 36" H)			
MR1636D6FPE0	Polished Edge	\$1,899	\$2,529
MR1636D6FBE0	Bevel Edge	\$1,899	\$2,529
MR1636D6FPE2	Polished Edge, Electric	\$2,629	\$3,499
MR1636D6FBE2	Bevel Edge, Electric	\$2,629	\$3,499
MR1636D6FPE4L	Polished Edge, Electric+, Left Hinge	\$3,929	\$5,199
MR1636D6FPE4R	Polished Edge, Electric+, Right Hinge	\$3,929	\$5,199
MR1636D6FBE4L	Bevel Edge, Electric+, Left Hinge	\$3,929	\$5,199
MR1636D6FBE4R	Bevel Edge, Electric+, Right Hinge	\$3,929	\$5,199

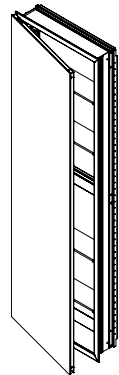
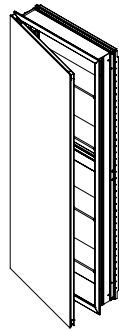
Standard: Slow-Close Hinges, Magnetic Storage, Storage Tray**Electric Upgrade:** Sliding Magnification Mirror, Wire Organizer, Interior Lighting, USB Charging Ports, Electrical Outlets and Storage Bins**Electric+ Upgrade:** Night Light, Auto Defogger

continued on next page »



M SERIES RESERVE™ MEDICINE CABINETS

robern.com/m-series-reserve



MODEL NUMBER	DESCRIPTION / UPGRADE OPTIONS	PRICE USD	PRICE CAD
16" W × 40" H × 4" D (15-¾" W × 39-¾" H)			
MR1640D4FBE0	Polished Edge	\$1,899	\$2,529
MR1640D4FPE0	Bevel Edge	\$1,899	\$2,529
MR1640D4FPE2	Polished Edge, Electric	\$2,629	\$3,499
MR1640D4FBE2	Bevel Edge, Electric	\$2,629	\$3,499
MR1640D4FPE4L	Polished Edge, Electric+, Left Hinge	\$3,929	\$5,199
MR1640D4FPE4R	Polished Edge, Electric+, Right Hinge	\$3,929	\$5,199
MR1640D4FBE4L	Bevel Edge, Electric+, Left Hinge	\$3,929	\$5,199
MR1640D4FBE4R	Bevel Edge, Electric+, Right Hinge	\$3,929	\$5,199
16" W × 40" H × 6" D (15-¾" W × 39-¾" H)			
MR1640D6FPE0	Polished Edge	\$2,249	\$2,979
MR1640D6FBE0	Bevel Edge	\$2,249	\$2,979
MR1640D6FPE2	Polished Edge, Electric	\$2,979	\$3,949
MR1640D6FBE2	Bevel Edge, Electric	\$2,979	\$3,949
MR1640D6FPE4L	Polished Edge, Electric+, Left Hinge	\$4,299	\$5,729
MR1640D6FPE4R	Polished Edge, Electric+, Right Hinge	\$4,299	\$5,729
MR1640D6FBE4L	Bevel Edge, Electric+, Left Hinge	\$4,299	\$5,729
MR1640D6FBE4R	Bevel Edge, Electric+, Right Hinge	\$4,299	\$5,729
16" W × 48" H × 4" D (15-¾" W × 48" H)			
MR1648D4FPE0	Polished Edge	\$2,099	\$2,799
MR1648D4FBE0	Bevel Edge	\$2,099	\$2,799
MR1648D4FPE2	Polished Edge, Electric	\$2,829	\$3,779
MR1648D4FBE2	Bevel Edge, Electric	\$2,829	\$3,779
MR1648D4FPE4L	Polished Edge, Electric+, Left Hinge	\$4,149	\$5,499
MR1648D4FPE4R	Polished Edge, Electric+, Right Hinge	\$4,149	\$5,499
MR1648D4FBE4L	Bevel Edge, Electric+, Left Hinge	\$4,149	\$5,499
MR1648D4FBE4R	Bevel Edge, Electric+, Right Hinge	\$4,149	\$5,499
16" W × 48" H × 6" D (15-¾" W × 48" H)			
MR1648D6FPE0	Polished Edge	\$2,449	\$3,249
MR1648D6FBE0	Bevel Edge	\$2,449	\$3,249
MR1648D6FPE2	Polished Edge, Electric	\$3,179	\$4,199
MR1648D6FBE2	Bevel Edge, Electric	\$3,179	\$4,199
MR1648D6FPE4L	Polished Edge, Electric+, Left Hinge	\$4,529	\$6,029
MR1648D6FPE4R	Polished Edge, Electric+, Right Hinge	\$4,529	\$6,029
MR1648D6FBE4L	Bevel Edge, Electric+, Left Hinge	\$4,529	\$6,029
MR1648D6FBE4R	Bevel Edge, Electric+, Right Hinge	\$4,529	\$6,029

Standard: Slow-Close Hinges, Magnetic Storage, Storage Tray. **Electric Upgrade:** Sliding Magnification Mirror, Wire Organizer, Interior Lighting, USB Charging Ports, Electrical Outlets and Storage Bins. **Electric+ Upgrade:** Night Light, Auto Defogger.

continued on next page »


M SERIES RESERVE™ MEDICINE CABINETS
robern.com/m-series-reserve
CABINETS
M SERIES RESERVE

NICHES

LIGHTING

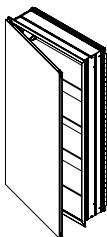
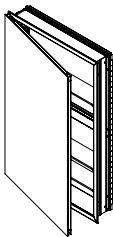
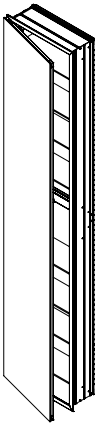
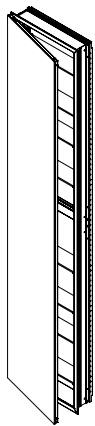
MIRRORS

VANITIES

CRAFT SERIES

 MAGNIFICATION
 MIRRORS

ACCESSORIES



MODEL NUMBER	DESCRIPTION / UPGRADE OPTIONS	PRICE USD	PRICE CAD
16" W × 72" H × 4" D (15-¾" W × 72" H)			
MR1672D4FPE0	Polished Edge	\$3,949	\$5,249
MR1672D4FBE0	Bevel Edge	\$3,949	\$5,249
MR1672D4FPE2	Polished Edge, Electric	\$4,679	\$6,229
MR1672D4FBE2	Bevel Edge, Electric	\$4,679	\$6,229
16" W × 72" H × 6" D (15-¾" W × 72" H)			
MR1672D6FPE0	Polished Edge	\$4,279	\$5,699
MR1672D6FBE0	Bevel Edge	\$4,279	\$5,699
MR1672D6FPE2	Polished Edge, Electric	\$5,029	\$6,679
MR1672D6FBE2	Bevel Edge, Electric	\$5,029	\$6,679
20" W × 30" H × 4" D (19-¾" W × 30" H)			
MR2030D4FPE0	Polished Edge	\$1,679	\$2,229
MR2030D4FBE0	Bevel Edge	\$1,679	\$2,229
MR2030D4FPE2	Polished Edge, Electric	\$2,399	\$3,199
MR2030D4FBE2	Bevel Edge, Electric	\$2,399	\$3,199
MR2030D4FPE4L	Polished Edge, Electric+, Left Hinge	\$3,649	\$4,849
MR2030D4FPE4R	Polished Edge, Electric+, Right Hinge	\$3,649	\$4,849
MR2030D4FBE4L	Bevel Edge, Electric+, Left Hinge	\$3,649	\$4,849
MR2030D4FBE4R	Bevel Edge, Electric+, Right Hinge	\$3,649	\$4,849
20" W × 30" H × 6" D (19-¾" W × 30" H)			
MR2030D6FPE0	Polished Edge	\$2,029	\$2,679
MR2030D6FBE0	Bevel Edge	\$2,029	\$2,679
MR2030D6FPE2	Polished Edge, Electric	\$2,749	\$3,649
MR2030D6FBE2	Bevel Edge, Electric	\$2,749	\$3,649
MR2030D6FPE4L	Polished Edge, Electric+, Left Hinge	\$4,029	\$5,349
MR2030D6FPE4R	Polished Edge, Electric+, Right Hinge	\$4,029	\$5,349
MR2030D6FBE4L	Bevel Edge, Electric+, Left Hinge	\$4,029	\$5,349
MR2030D6FBE4R	Bevel Edge, Electric+, Right Hinge	\$4,029	\$5,349

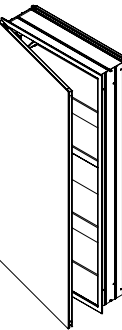
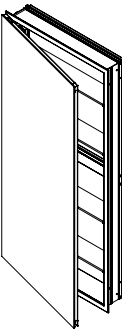
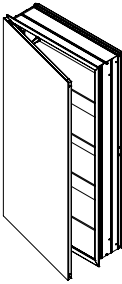
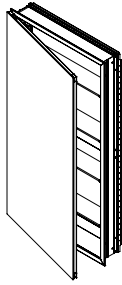
Standard: Slow-Close Hinges, Magnetic Storage, Storage Tray. **Electric Upgrade:** Sliding Magnification Mirror, Wire Organizer, Interior Lighting, USB Charging Ports, Electrical Outlets and Storage Bins. **Electric+ Upgrade:** Night Light, Auto Defogger..

continued on next page »



M SERIES RESERVE™ MEDICINE CABINETS

robern.com/m-series-reserve



MODEL NUMBER	DESCRIPTION / UPGRADE OPTIONS	PRICE USD	PRICE CAD
20"W × 36"H × 4"D (19-¾"W × 36"H)			
MR2036D4FPE0	Polished Edge	\$1,849	\$2,449
MR2036D4FBE0	Bevel Edge	\$1,849	\$2,449
MR2036D4FPE2	Polished Edge, Electric	\$2,579	\$3,429
MR2036D4FBE2	Bevel Edge, Electric	\$2,579	\$3,429
MR2036D4FPE4L	Polished Edge, Electric+, Left Hinge	\$3,849	\$5,099
MR2036D4FPE4R	Polished Edge, Electric+, Right Hinge	\$3,849	\$5,099
MR2036D4FBE4L	Bevel Edge, Electric+, Left Hinge	\$3,849	\$5,099
MR2036D4FBE4R	Bevel Edge, Electric+, Right Hinge	\$3,849	\$5,099
20"W × 36"H × 6"D (19-¾"W × 36"H)			
MR2036D6FPE0	Polished Edge	\$2,179	\$2,899
MR2036D6FBE0	Bevel Edge	\$2,179	\$2,899
MR2036D6FPE2	Polished Edge, Electric	\$2,899	\$3,879
MR2036D6FBE2	Bevel Edge, Electric	\$2,899	\$3,879
MR2036D6FPE4L	Polished Edge, Electric+, Left Hinge	\$4,229	\$5,629
MR2036D6FPE4R	Polished Edge, Electric+, Right Hinge	\$4,229	\$5,629
MR2036D6FBE4L	Bevel Edge, Electric+, Left Hinge	\$4,229	\$5,629
MR2036D6FBE4R	Bevel Edge, Electric+, Right Hinge	\$4,229	\$5,629
20"W × 40"H × 4"D (19-¾"W × 39-¾"H)			
MR2040D4FPE0	Polished Edge	\$2,129	\$2,829
MR2040D4FBE0	Bevel Edge	\$2,129	\$2,829
MR2040D4FPE2	Polished Edge, Electric	\$2,849	\$3,799
MR2040D4FBE2	Bevel Edge, Electric	\$2,849	\$3,799
MR2040D4FPE4L	Polished Edge, Electric+, Left Hinge	\$4,179	\$5,549
MR2040D4FPE4R	Polished Edge, Electric+, Right Hinge	\$4,179	\$5,549
MR2040D4FBE4L	Bevel Edge, Electric+, Left Hinge	\$4,179	\$5,549
MR2040D4FBE4R	Bevel Edge, Electric+, Right Hinge	\$4,179	\$5,549
20"W × 40"H × 6"D (19-¾"W × 39-¾"H)			
MR2040D6FPE0	Polished Edge	\$2,449	\$3,279
MR2040D6FBE0	Bevel Edge	\$2,449	\$3,279
MR2040D6FPE2	Polished Edge, Electric	\$3,199	\$4,249
MR2040D6FBE2	Bevel Edge, Electric	\$3,199	\$4,249
MR2040D6FPE4L	Polished Edge, Electric+, Left Hinge	\$4,579	\$6,079
MR2040D6FPE4R	Polished Edge, Electric+, Right Hinge	\$4,579	\$6,079
MR2040D6FBE4L	Bevel Edge, Electric+, Left Hinge	\$4,579	\$6,079
MR2040D6FBE4R	Bevel Edge, Electric+, Right Hinge	\$4,579	\$6,079

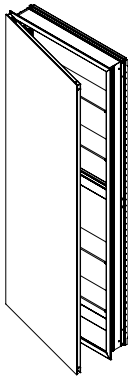
Standard: Slow-Close Hinges, Magnetic Storage, Storage Tray**Electric Upgrade:** Sliding Magnification Mirror, Wire Organizer, Interior Lighting, USB Charging Ports, Electrical Outlets and Storage Bins**Electric+ Upgrade:** Night Light, Auto Defogger

continued on next page »

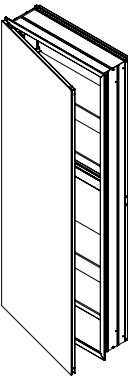


M SERIES RESERVE™ MEDICINE CABINETS

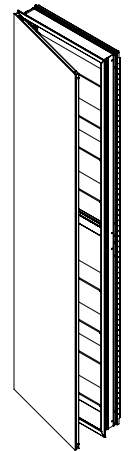
robern.com/m-series-reserve



MODEL NUMBER	DESCRIPTION / UPGRADE OPTIONS	PRICE USD	PRICE CAD
20"W x 48"H x 4"D (19-¼"W x 48"H)			
MR2048D4FPE0	Polished Edge	\$2,329	\$3,099
MR2048D4FBE0	Bevel Edge	\$2,329	\$3,099
MR2048D4FPE2	Polished Edge, Electric	\$3,049	\$4,079
MR2048D4FBE2	Bevel Edge, Electric	\$3,049	\$4,079
MR2048D4FPE4L	Polished Edge, Electric+, Left Hinge	\$4,399	\$5,849
MR2048D4FPE4R	Polished Edge, Electric+, Right Hinge	\$4,399	\$5,849
MR2048D4FBE4L	Bevel Edge, Electric+, Left Hinge	\$4,399	\$5,849
MR2048D4FBE4R	Bevel Edge, Electric+, Right Hinge	\$4,399	\$5,849



20"W x 48"H x 6"D (19-¼"W x 48"H)			
MR2048D6FPE0	Polished Edge	\$2,649	\$3,549
MR2048D6FBE0	Bevel Edge	\$2,649	\$3,549
MR2048D6FPE2	Polished Edge, Electric	\$3,399	\$4,499
MR2048D6FBE2	Bevel Edge, Electric	\$3,399	\$4,499
MR2048D6FPE4L	Polished Edge, Electric+, Left Hinge	\$4,829	\$6,399
MR2048D6FPE4R	Polished Edge, Electric+, Right Hinge	\$4,829	\$6,399
MR2048D6FBE4L	Bevel Edge, Electric+, Left Hinge	\$4,829	\$6,399
MR2048D6FBE4R	Bevel Edge, Electric+, Right Hinge	\$4,829	\$6,399



20"W x 72"H x 4"D (19-¼"W x 72"H)			
MR2072D4FPE0	Polished Edge	\$4,149	\$5,499
MR2072D4FBE0	Bevel Edge	\$4,149	\$5,499
MR2072D4FPE2	Polished Edge, Electric	\$4,879	\$6,479
MR2072D4FBE2	Bevel Edge, Electric	\$4,879	\$6,479

Standard: Slow-Close Hinges, Magnetic Storage, Storage Tray
Electric Upgrade: Sliding Magnification Mirror, Wire Organizer, Interior Lighting, USB Charging Ports, Electrical Outlets and Storage Bins
Electric+ Upgrade: Night Light, Auto Defogger

continued on next page »

**M SERIES RESERVE™ MEDICINE CABINETS****CABINETS**
M SERIES RESERVE

NICHES

LIGHTING

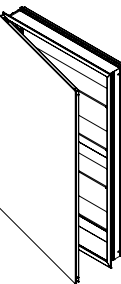
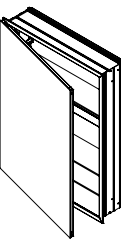
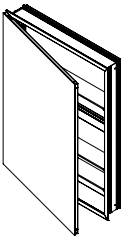
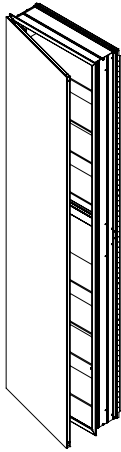
MIRRORS

VANITIES

CRAFT SERIES

MAGNIFICATION
MIRRORS

ACCESSORIES



MODEL NUMBER	DESCRIPTION / UPGRADE OPTIONS	PRICE USD	PRICE CAD
20" W × 72" H × 6" D (19-¾" W × 72" H)			
MR2072D6FPE0	Polished Edge	\$4,479	\$5,949
MR2072D6FBE0	Bevel Edge	\$4,479	\$5,949
MR2072D6FPE2	Polished Edge, Electric	\$5,199	\$6,929
MR2072D6FBE2	Bevel Edge, Electric	\$5,199	\$6,929
24" W × 30" H × 4" D (23-¼" W × 30" H)			
MR2430D4FPE0	Polished Edge	\$1,729	\$2,299
MR2430D4FBE0	Bevel Edge	\$1,729	\$2,299
MR2430D4FPE2	Polished Edge, Electric	\$2,449	\$3,279
MR2430D4FBE2	Bevel Edge, Electric	\$2,449	\$3,279
MR2430D4FPE4L	Polished Edge, Electric+, Left Hinge	\$3,699	\$4,899
MR2430D4FPE4R	Polished Edge, Electric+, Right Hinge	\$3,699	\$4,899
MR2430D4FBE4L	Bevel Edge, Electric+, Left Hinge	\$3,699	\$4,899
MR2430D4FBE4R	Bevel Edge, Electric+, Right Hinge	\$3,699	\$4,899
24" W × 30" H × 6" D (23-¼" W × 30" H)			
MR2430D6FPE0	Polished Edge	\$2,079	\$2,749
MR2430D6FBE0	Bevel Edge	\$2,079	\$2,749
MR2430D6FPE2	Polished Edge, Electric	\$2,799	\$3,729
MR2430D6FBE2	Bevel Edge, Electric	\$2,799	\$3,729
MR2430D6FPE4L	Polished Edge, Electric+, Left Hinge	\$4,129	\$5,479
MR2430D6FPE4R	Polished Edge, Electric+, Right Hinge	\$4,129	\$5,479
MR2430D6FBE4L	Bevel Edge, Electric+, Left Hinge	\$4,129	\$5,479
MR2430D6FBE4R	Bevel Edge, Electric+, Right Hinge	\$4,129	\$5,479
24" W × 36" H × 4" D (23-¼" W × 36" H)			
MR2436D4FPE0	Polished Edge	\$1,899	\$2,529
MR2436D4FBE0	Bevel Edge	\$1,899	\$2,529
MR2436D4FPE2	Polished Edge, Electric	\$2,629	\$3,499
MR2436D4FBE2	Bevel Edge, Electric	\$2,629	\$3,499
MR2436D4FPE4L	Polished Edge, Electric+, Left Hinge	\$3,929	\$5,199
MR2436D4FPE4R	Polished Edge, Electric+, Right Hinge	\$3,929	\$5,199
MR2436D4FBE4L	Bevel Edge, Electric+, Left Hinge	\$3,929	\$5,199
MR2436D4FBE4R	Bevel Edge, Electric+, Right Hinge	\$3,929	\$5,199

Standard: Slow-Close Hinges, Magnetic Storage, Storage Tray. **Electric Upgrade:** Sliding Magnification Mirror, Wire Organizer, Interior Lighting, USB Charging Ports, Electrical Outlets and Storage Bins. **Electric+ Upgrade:** Night Light, Auto Defogger.

continued on next page »


M SERIES RESERVE™ MEDICINE CABINETS
robern.com/m-series-reserve
CABINETS
M SERIES RESERVE

NICHES

LIGHTING

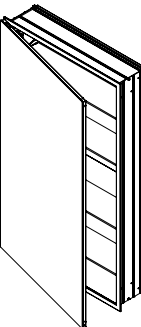
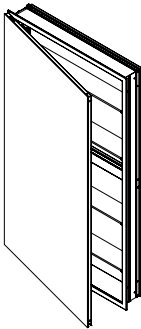
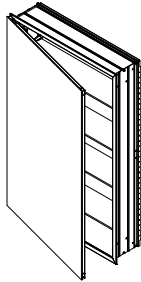
MIRRORS

VANITIES

CRAFT SERIES

 MAGNIFICATION
 MIRRORS

ACCESSORIES



MODEL NUMBER	DESCRIPTION / UPGRADE OPTIONS	PRICE USD	PRICE CAD
24" W × 36" H × 6" D (23-1/4" W × 36" H)			
MR2436D6FPE0	Polished Edge	\$2,249	\$2,979
MR2436D6FBE0	Bevel Edge	\$2,249	\$2,979
MR2436D6FPE2	Polished Edge, Electric	\$2,979	\$3,949
MR2436D6FBE2	Bevel Edge, Electric	\$2,979	\$3,949
MR2436D6FPE4L	Polished Edge, Electric+, Left Hinge	\$4,299	\$5,729
MR2436D6FPE4R	Polished Edge, Electric+, Right Hinge	\$4,299	\$5,729
MR2436D6FBE4L	Bevel Edge, Electric+, Left Hinge	\$4,299	\$5,729
MR2436D6FBE4R	Bevel Edge, Electric+, Right Hinge	\$4,299	\$5,729
24" W × 40" H × 4" D (23-1/4" W × 39-3/8" H)			
MR2440D4FPE0	Polished Edge	\$2,179	\$2,899
MR2440D4FBE0	Bevel Edge	\$2,179	\$2,899
MR2440D4FPE2	Polished Edge, Electric	\$2,899	\$3,879
MR2440D4FBE2	Bevel Edge, Electric	\$2,899	\$3,879
MR2440D4FPE4L	Polished Edge, Electric+, Left Hinge	\$4,249	\$5,649
MR2440D4FPE4R	Polished Edge, Electric+, Right Hinge	\$4,249	\$5,649
MR2440D4FBE4L	Bevel Edge, Electric+, Left Hinge	\$4,249	\$5,649
MR2440D4FBE4R	Bevel Edge, Electric+, Right Hinge	\$4,249	\$5,649
24" W × 40" H × 6" D (23-1/4" W × 39-3/8" H)			
MR2440D6FPE0	Polished Edge	\$2,529	\$3,349
MR2440D6FBE0	Bevel Edge	\$2,529	\$3,349
MR2440D6FPE2	Polished Edge, Electric	\$3,249	\$4,329
MR2440D6FBE2	Bevel Edge, Electric	\$3,249	\$4,329
MR2440D6FPE4L	Polished Edge, Electric+, Left Hinge	\$4,649	\$6,179
MR2440D6FPE4R	Polished Edge, Electric+, Right Hinge	\$4,649	\$6,179
MR2440D6FBE4L	Bevel Edge, Electric+, Left Hinge	\$4,649	\$6,179
MR2440D6FBE4R	Bevel Edge, Electric+, Right Hinge	\$4,649	\$6,179
24" W × 48" H × 4" D (23-1/4" W × 48" H)			
MR2448D4FPE0	Polished Edge	\$2,379	\$3,179
MR2448D4FBE0	Bevel Edge	\$2,379	\$3,179
MR2448D4FPE2	Polished Edge, Electric	\$3,099	\$4,149
MR2448D4FBE2	Bevel Edge, Electric	\$3,099	\$4,149
MR2448D4FPE4L	Polished Edge, Electric+, Left Hinge	\$4,479	\$5,949
MR2448D4FPE4R	Polished Edge, Electric+, Right Hinge	\$4,479	\$5,949
MR2448D4FBE4L	Bevel Edge, Electric+, Left Hinge	\$4,479	\$5,949
MR2448D4FBE4R	Bevel Edge, Electric+, Right Hinge	\$4,479	\$5,949

continued on next page »

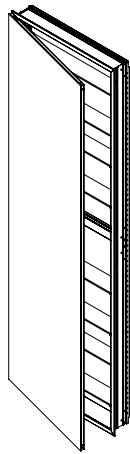
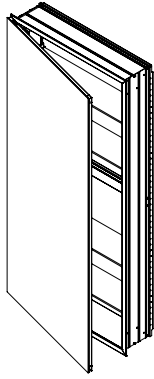
Standard: Slow-Close Hinges, Magnetic Storage, Storage Tray. **Electric Upgrade:** Sliding Magnification Mirror, Wire Organizer, Interior Lighting, USB Charging Ports, Electrical Outlets and Storage Bins. **Electric+ Upgrade:** Night Light, Auto Defogger.

continued on next page »



M SERIES RESERVE™ MEDICINE CABINETS

robern.com/m-series-reserve



MODEL NUMBER	DESCRIPTION / UPGRADE OPTIONS	PRICE USD	PRICE CAD
24" W × 48" H × 6" D (23-¾" W × 48" H)			
MR2448D6FPE0	Polished Edge	\$2,729	\$3,629
MR2448D6FBE0	Bevel Edge	\$2,729	\$3,629
MR2448D6FPE2	Polished Edge, Electric	\$3,449	\$4,579
MR2448D6FBE2	Bevel Edge, Electric	\$3,449	\$4,579
MR2448D6FPE4L	Polished Edge, Electric+, Left Hinge	\$4,879	\$6,479
MR2448D6FPE4R	Polished Edge, Electric+, Right Hinge	\$4,879	\$6,479
MR2448D6FBE4L	Bevel Edge, Electric+, Left Hinge	\$4,879	\$6,479
MR2448D6FBE4R	Bevel Edge, Electric+, Right Hinge	\$4,879	\$6,479
24" W × 72" H × 4" D (23-¾" W × 72" H)			
MR2472D4FPE0	Polished Edge	\$4,379	\$5,799
MR2472D4FBE0	Bevel Edge	\$4,379	\$5,799
MR2472D4FPE2	Polished Edge, Electric	\$5,099	\$6,779
MR2472D4FBE2	Bevel Edge, Electric	\$5,099	\$6,779
24" W × 72" H × 6" D (23-¾" W × 72" H)			
MR2472D6FPE0	Polished Edge	\$4,699	\$6,249
MR2472D6FBE0	Bevel Edge	\$4,699	\$6,249
MR2472D6FPE2	Polished Edge, Electric	\$5,429	\$7,229
MR2472D6FBE2	Bevel Edge, Electric	\$5,429	\$7,229

Standard: Slow-Close Hinges, Magnetic Storage, Storage Tray**Electric Upgrade:** Sliding Magnification Mirror, Wire Organizer, Interior Lighting, USB Charging Ports, Electrical Outlets and Storage Bins**Electric+ Upgrade:** Night Light, Auto Defogger

continued on next page »



M SERIES RESERVE™ MEDICINE CABINETS

robern.com/m-series-reserve

CABINETS
M SERIES RESERVE

NICHES

LIGHTING

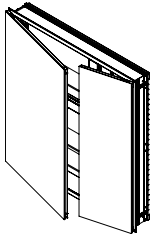
MIRRORS

VANITIES

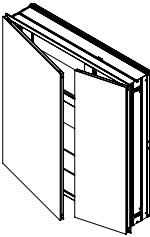
CRAFT SERIES

MAGNIFICATION
MIRRORS

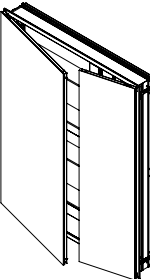
ACCESSORIES



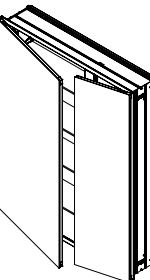
MODEL NUMBER	DESCRIPTION / UPGRADE OPTIONS	PRICE USD	PRICE CAD
30" W × 30" H × 4" D (29-1/4" W × 30" H)			
MR3030D4FPE0	Polished Edge	\$2,299	\$3,049
MR3030D4FBE0	Bevel Edge	\$2,299	\$3,049
MR3030D4FPE2	Polished Edge, Electric	\$3,579	\$4,779
MR3030D4FBE2	Bevel Edge, Electric	\$3,579	\$4,779
MR3030D4FPE4L	Polished Edge, Electric+	\$4,499	\$5,999
MR3030D4FBE4L	Bevel Edge, Electric+	\$4,499	\$5,999



30" W × 30" H × 6" D (29-1/4" W × 30" H)			
MR3030D6FPE0	Polished Edge	\$3,199	\$4,249
MR3030D6FBE0	Bevel Edge	\$2,629	\$3,499
MR3030D6FPE2	Polished Edge, Electric	\$3,929	\$5,199
MR3030D6FBE2	Bevel Edge, Electric	\$3,929	\$5,199
MR3030D6FPE4L	Polished Edge, Electric+	\$4,929	\$6,549
MR3030D6FBE4L	Bevel Edge, Electric+	\$4,929	\$6,549



30" W × 36" H × 4" D (29-1/4" W × 36" H)			
MR3036D4FPE0	Polished Edge	\$2,449	\$3,279
MR3036D4FBE0	Bevel Edge	\$2,449	\$3,279
MR3036D4FPE2	Polished Edge, Electric	\$3,749	\$4,999
MR3036D4FBE2	Bevel Edge, Electric	\$3,749	\$4,999
MR3036D4FPE4L	Polished Edge, Electric+	\$4,699	\$6,249
MR3036D4FBE4L	Bevel Edge, Electric+	\$4,699	\$6,249



30" W × 36" H × 6" D (29-1/4" W × 36" H)			
MR3036D6FPE0	Polished Edge	\$3,349	\$4,479
MR3036D6FBE0	Bevel Edge	\$2,799	\$3,729
MR3036D6FPE2	Polished Edge, Electric	\$4,079	\$5,429
MR3036D6FBE2	Bevel Edge, Electric	\$4,079	\$5,429
MR3036D6FPE4L	Polished Edge, Electric+	\$5,129	\$6,829
MR3036D6FBE4L	Bevel Edge, Electric+	\$5,129	\$6,829

Standard: Slow-Close Hinges, Magnetic Storage, Storage Tray

Electric Upgrade: Sliding Magnification Mirror, Wire Organizer, Interior Lighting, USB Charging Ports, Electrical Outlets and Storage Bins

Electric+ Upgrade: Night Light, Auto Defogger

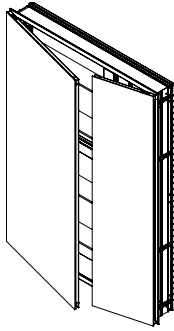
continued on next page »



M SERIES RESERVE™ MEDICINE CABINETS

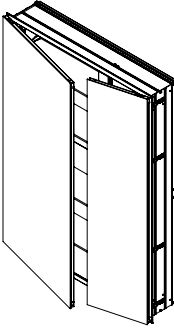
robern.com/m-series-reserve

NICHES



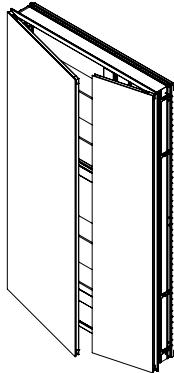
MODEL NUMBER	DESCRIPTION / UPGRADE OPTIONS	PRICE USD	PRICE CAD
30" W × 40" H × 4" D (29-¼" W × 39-⅜" H)			
MR3040D4FPE0	Polished Edge	\$2,749	\$3,649
MR3040D4FBE0	Bevel Edge	\$2,749	\$3,649
MR3040D4FPE2	Polished Edge, Electric	\$4,029	\$5,349
MR3040D4FBE2	Bevel Edge, Electric	\$4,029	\$5,349
MR3040D4FPE4L	Polished Edge, Electric+	\$5,079	\$6,749
MR3040D4FBE4L	Bevel Edge, Electric+	\$5,079	\$6,749

LIGHTING



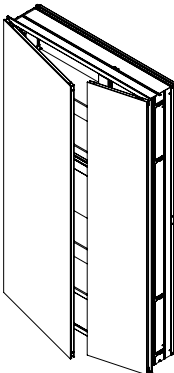
30" W × 40" H × 6" D (29-¼" W × 39-⅜" H)			
MR3040D6FPE0	Polished Edge	\$3,649	\$4,849
MR3040D6FBE0	Bevel Edge	\$3,079	\$4,099
MR3040D6FPE2	Polished Edge, Electric	\$4,379	\$5,799
MR3040D6FBE2	Bevel Edge, Electric	\$4,379	\$5,799
MR3040D6FPE4L	Polished Edge, Electric+	\$5,449	\$7,279
MR3040D6FBE4L	Bevel Edge, Electric+	\$5,449	\$7,279

MIRRORS



30" W × 48" H × 4" D (29-¼" W × 48" H)			
MR3048D4FPE0	Polished Edge	\$2,949	\$3,929
MR3048D4FBE0	Bevel Edge	\$2,949	\$3,929
MR3048D4FPE2	Polished Edge, Electric	\$4,229	\$5,629
MR3048D4FBE2	Bevel Edge, Electric	\$4,229	\$5,629
MR3048D4FPE4L	Polished Edge, Electric+	\$5,299	\$7,049
MR3048D4FBE4L	Bevel Edge, Electric+	\$5,299	\$7,049

VANITIES



30" W × 48" H × 6" D (29-¼" W × 48" H)			
MR3048D6FPE0	Polished Edge	\$3,849	\$5,099
MR3048D6FBE0	Bevel Edge	\$3,279	\$4,349
MR3048D6FPE2	Polished Edge, Electric	\$4,579	\$6,079
MR3048D6FBE2	Bevel Edge, Electric	\$4,579	\$6,079
MR3048D6FPE4L	Polished Edge, Electric+	\$5,679	\$7,579
MR3048D6FBE4L	Bevel Edge, Electric+	\$5,679	\$7,579

CRAFT SERIES

MAGNIFICATION
MIRRORS

ACCESSORIES


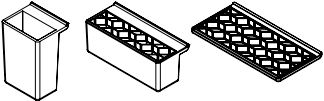
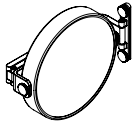

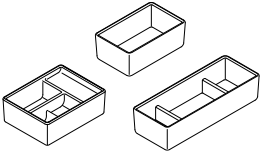

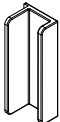
Standard: Slow-Close Hinges, Magnetic Storage, Storage Tray**Electric Upgrade:** Sliding Magnification Mirror, Wire Organizer, Interior Lighting, USB Charging Ports, Electrical Outlets and Storage Bins**Electric+ Upgrade:** Night Light, Auto Defogger

continued on next page »



M SERIES RESERVE™ MEDICINE CABINETS

robern.com/m-series-reserve

MODEL NUMBER	DESCRIPTION / UPGRADE OPTIONS	PRICE USD	PRICE CAD
Accessories			
	Magnetic Storage HT-MAGORG 3-3⁄8" W x 1³⁄₁₆" H x ³⁄₁₆" D	\$55	\$73
	Organization Kit (2 Storage Bins and Storage Tray) For M Series Reserve Cabinets Included: Storage Tray, Bin 1 and Bin 2 Storage Tray: 6" W x ¼" H x 3" D Bin 1: 2-½" W x 3-⁵⁄₈" H x 2-½" D Bin 2: 5" W x 1-³⁄₁₆" H x 2-½" D	\$122	\$149
	Magnification Mirror, 5x For M Series Reserve Electric and Electric+ Upgrade VT-SPOMM 7-5⁄₁₆" W x 3-³⁄₈" H x 2-1⁄8" D or 13-9⁄₁₆" fully extended	\$399	\$529
	VT-SPOMM-L Lighted Magnification Mirror, Pull Out, Sliding	\$499	\$679
	Glass Bins GLASSBIN5.25 3-¼" W x 5-¼" H x 2-½" D GLASSBIN6.38 4-7⁄₈" W x 6-³⁄₈" H x 2-½" D, For 6" D Cabinets GLASSBIN8.5 3-¼" W x 8-½" H x 2-½" D	\$60 \$60 \$60	\$80 \$80 \$80
	Push-To-Open Kit MPUSHKIT ¾" W x ⅝" H x 3-³⁄₈" D, For Standard Offering (shown) VT-PUSHKIT ¾" W x ⅝" H x 3-³⁄₈" D, For Electric Upgrade	\$179 \$129	\$229 \$179
	Handle Kit EDGEPULL-84 2-½" W x 7⁄₈" H x ¾" D, Polished Stainless Steel	\$229	\$299

continued on next page »



M SERIES RESERVE™ MEDICINE CABINETS

robern.com/m-series-reserve

MODEL NUMBER	DESCRIPTION / UPGRADE OPTIONS	PRICE USD	PRICE CAD
--------------	-------------------------------	-----------	-----------

Accessories

Surface-Mount Kits

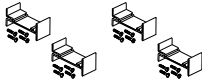
P2SMKIT30D4P	30" H x 4" D	\$179	\$229
P2SMKIT30D6P	30" H x 6" D	\$299	\$429
P2SMKIT36D4P	36" H x 4" D	\$399	\$529
P2SMKIT36D6P	36" H x 6" D	\$479	\$649
P2SMKIT40D4P	40" H x 4" D	\$399	\$529
P2SMKIT40D6P	40" H x 6" D	\$479	\$649
P2SMKIT48D4P	48" H x 4" D	\$479	\$649
P2SMKIT48D6P	48" H x 6" D	\$549	\$749
P2SMKIT72D4P	72" H x 4" D	\$779	\$1,049
P2SMKIT72D6P	72" H x 6" D	\$779	\$1,049

Semi-Recessed Kits

P2SMKIT30D6SRP	30" H x 6" D	\$299	\$429
P2SMKIT36D6SRP	36" H x 6" D	\$479	\$649
P2SMKIT40D6SRP	40" H x 6" D	\$479	\$649
P2SMKIT48D6SRP	48" H x 6" D	\$549	\$749
P2SMKIT72D6SRP	72" H x 6" D	\$779	\$1,049

Ganging Kits

P2RMGKIT	For 30", 36" and 40" H Cabinets	\$97	\$129
P2RMGKITFL	For 72" H Cabinets	\$179	\$229
P2SMEXTENDKIT	Extension Kit for > 72" W	\$179	\$229



CABINETS
M SERIES RESERVE

NICHES

LIGHTING

MIRRORS

VANITIES

CRAFT SERIES

MAGNIFICATION
MIRRORS

ACCESSORIES

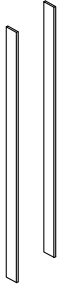
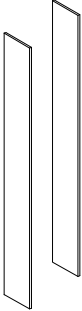
continued on next page »



M SERIES RESERVE™ MEDICINE CABINETS

robern.com/m-series-reserve

MODEL NUMBER	DESCRIPTION / UPGRADE OPTIONS	PRICE USD	PRICE CAD
Accessories			
Multiple Cabinet Surface-Mount and Ganging Kits			
P2SM-GKIT30D4P	30" H × 4" D	\$379	\$499
P2SM-GKIT30D6P	30" H × 6" D	\$429	\$579
P2SM-GKIT36D4P	36" H × 4" D	\$499	\$679
P2SM-GKIT36D6P	36" H × 6" D	\$549	\$749
P2SM-GKIT40D4P	40" H × 4" D	\$499	\$679
P2SM-GKIT40D6P	40" H × 6" D	\$549	\$749
P2SM-GKIT48D4P	48" H × 4" D	\$599	\$779
P2SM-GKIT48D6P	48" H × 6" D	\$679	\$899
P2SM-GKIT72D4P	72" H × 4" D	\$979	\$1,299
P2SM-GKIT72D6P	72" H × 6" D	\$999	\$1,349
Multiple Cabinet Semi-Recessed and Ganging Kits			
P2SM-GKIT30D6SR	30" H × 6" D	\$429	\$579
P2SM-GKIT36D6SR	36" H × 6" D	\$549	\$749
P2SM-GKIT40D6SR	40" H × 6" D	\$549	\$749
P2SM-GKIT48D6SR	48" H × 6" D	\$679	\$899
P2SM-GKIT72D6SR	72" H × 6" D	\$999	\$1,349




CABINETS
M SERIES RESERVE
NICHE
LIGHTING
MIRRORS
VANITIES
CRAFT SERIES
MAGNIFICATION
MIRRORS
ACCESSORIES

continued on next page »



M SERIES MEDICINE CABINETS



ADD SOPHISTICATED STYLE AND LUXURIOUS FUNCTIONALITY TO YOUR SPACE WITH THE MOST VERSATILE CABINET ON THE MARKET. MODULAR DESIGN AND INNOVATIVE FEATURES TRANSFORM THE MINIMALIST M SERIES CABINET INTO A PERSONALIZED STORAGE SOLUTION THAT SUPPORTS YOUR STYLING NEEDS AND ENHANCES THE EVERYDAY EXPERIENCE.



Scan here to see the full M Series collection

DIMENSIONS & WEIGHT

Dimensions:

- 11-1/4" x 30"
(286 mm x 762 mm)
- 11-1/4" x 39-3/8"
(286 mm x 1000 mm)
- 15-1/4" x 30"
(387 mm x 762 mm)
- 15-1/4" x 39-3/8"
(387 mm x 1000 mm)
- 15-1/4" x 70"
(387 mm x 1778 mm)
- 19-1/4" x 30"
(489 mm x 762 mm)
- 19-1/4" x 39-3/8"
(489 mm x 1000 mm)
- 19-1/4" x 70"
(489 mm x 1778 mm)
- 23-1/4" x 30"
(591 mm x 762 mm)
- 23-1/4" x 39-3/8"
(591 mm x 1000 mm)

Depth: 4" (102 mm),
6" (152 mm)

Net Weight: 26 - 165 lbs

CONFIGURABLE OPTIONS

- Edge Type:
Polished Edge or Bevel Edge
- Hinge Side:
Reversible, Left or Right
- Upgrade Options: No Upgrade, Electric Upgrade (Interior Lighting, Electrical Outlets, USB Charging Ports), Electric+ Upgrade (Interior Lighting, Electrical Outlets, USB Charging Ports, Night Light, Defogger)
- Glass Color (for 70" H only): Matte White, White, Satin White, Satin Bronze, Matte Gray, Tinted Gray Mirror, Matte Black

FEATURES & BENEFITS

- Available in 3/4" bevel or polished edge mirror door
- Sensor controlled interior LED light (E2, E4)
- Programmable night light (E4). Program the external LED to automatically provide nighttime illumination in 12-hour increments
- Built-in mirror defogger prevents steaming. Turn on with a push of a button and built with a 45-minute timer (E4)
- Electric option includes two USB charging ports and one 15A, 120VAC outlets (2 plugs) for single door
- Includes magnetic tool holder (except 12" W electric options), razor/ phone holder and 3 tier tray
- Constructed to operate in high humidity or damp spaces. ETL/UL Certified for damp locations to UL 962, CSA Standard C22.2 No. 68



M SERIES MEDICINE CABINETS

robern.com/m-series

CABINETS

NICHES

LIGHTING

MIRRORS

VANITIES

CRAFT SERIES

MAGNIFICATION
MIRRORS

ACCESSORIES

CONSTRUCTION

- Durable rust-free anodized aluminum and glass construction - resists intense moisture, ensuring long-lasting beauty
- Satin anodized aluminum body
- Quiet close Safeseal™ Gasket with sealed corners on cabinet body
- 3 mirror design - rear of cabinet and both sides of door
- Concealed finger pull-door edge
- Door opening angle 170 degrees (110 with provided stop): Blum self-closing hinges
- Adjustable shelving at 2" (51 mm) increments: 3 shelves for 30" H, 4 shelves for 40" H
- 1/4" (6 mm) thick adjustable clear glass shelves
- Magnetic area provided in the rail of the cabinet

INSTALLATION

- Recessed, semi-recessed or surface-mount installation (6" cabinets can be semi-recessed by 4")
- Cabinets include hardware for recessed installation. Surface-mount and semi-recess installations require the purchase of a kit which includes the side kit as well as mounting hardware.
- Recessed cabinets project 7/8" from wall and must be recessed no less than 3-3/4"
- When ganging two or more 70" H full length cabinets, the use of a MHANDLEKIT or MPUSHKIT on one cabinet is required.
- MGKIT includes hardware to gang both sides of a cabinet. As a result, three cabinets can be ganged together from one MGKIT.
- All cabinets require the customer to select the hinge side for their cabinet: Left or Right = hinge side when facing cabinet.



M SERIES MEDICINE CABINETS WORKSHEET

Example Model:

M C 1230 D4 FB L E2



Product Line	M = M Series
Category	C = Cabinet
Dimensions	1230 = 12" W × 30" H 1240 = 12" W × 40" H 1630 = 16" W × 30" H 1640 = 16" W × 40" H 1670 = 16" W × 70" H 2030 = 20" W × 30" H 2040 = 20" W × 40" H 2070 = 20" W × 70" H 2430 = 24" W × 30" H 2440 = 24" W × 40" H
Depth	D4 = 4" D6 = 6"
Mirror Styles	FP = Polished Edge FB = Bevel Edge
Hinge Side	L = Left R = Right
Upgrade Options	E2 = Electric Upgrade (Interior Lighting, Electrical Outlets & USB Charging Port) — leave blank if you do not want this upgrade E4 = Electric+ Upgrade (Interior Lighting, Electrical Outlets, USB Charging Port, Night Light, Defogger) — leave blank if you do not want this upgrade



M SERIES MEDICINE CABINETS

robern.com/m-series

CABINETS
M SERIES

NICHE

LIGHTING

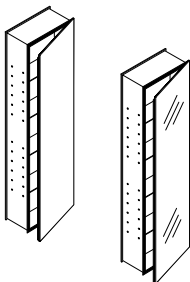
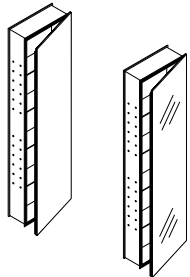
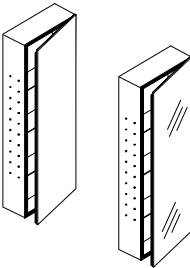
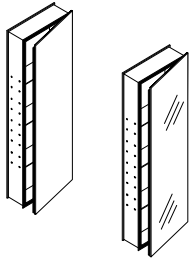
MIRRORS

VANITIES

CRAFT SERIES

MAGNIFICATION
MIRRORS

ACCESSORIES



MODEL NUMBER

DESCRIPTION / UPGRADE OPTIONS

US LIST

PRICE CAD

12" W × 30" H × 4" D (11-1/4" W × 30" H)

MC1230D4FPL	Polished Edge, Left Hinge	\$1,449	\$1,929
MC1230D4FPR	Polished Edge, Right Hinge	\$1,449	\$1,929
MC1230D4FBL	Bevel Edge, Left Hinge	\$1,449	\$1,929
MC1230D4FBR	Bevel Edge, Right Hinge	\$1,449	\$1,929
MC1230D4FPLE2	Polished Edge, Left Hinge, Electric	\$2,129	\$2,829
MC1230D4FPRE2	Polished Edge, Right Hinge, Electric	\$2,129	\$2,829
MC1230D4FBLE2	Bevel Edge, Left Hinge, Electric	\$2,129	\$2,829
MC1230D4FBRE2	Bevel Edge, Right Hinge, Electric	\$2,129	\$2,829

12" W × 30" H × 6" D (11-1/4" W × 30" H)

MC1230D6FPL	Polished Edge, Left Hinge	\$1,899	\$2,529
MC1230D6FPR	Polished Edge, Right Hinge	\$1,899	\$2,529
MC1230D6FBL	Bevel Edge, Left Hinge	\$1,899	\$2,529
MC1230D6FBR	Bevel Edge, Right Hinge	\$1,899	\$2,529
MC1230D6FPLE2	Polished Edge, Left Hinge, Electric	\$2,649	\$3,549
MC1230D6FPRE2	Polished Edge, Right Hinge, Electric	\$2,649	\$3,549
MC1230D6FBLE2	Bevel Edge, Left Hinge, Electric	\$2,649	\$3,549
MC1230D6FBRE2	Bevel Edge, Right Hinge, Electric	\$2,649	\$3,549

12" W × 40" H × 4" D (11-1/4" W × 39-3/8" H)

MC1240D4FPL	Polished Edge, Left Hinge	\$1,949	\$2,599
MC1240D4FPR	Polished Edge, Right Hinge	\$1,949	\$2,599
MC1240D4FBL	Bevel Edge, Left Hinge	\$1,949	\$2,599
MC1240D4FBR	Bevel Edge, Right Hinge	\$1,949	\$2,599
MC1240D4FPLE2	Polished Edge, Left Hinge, Electric	\$2,729	\$3,629
MC1240D4FPRE2	Polished Edge, Right Hinge, Electric	\$2,729	\$3,629
MC1240D4FBLE2	Bevel Edge, Left Hinge, Electric	\$2,729	\$3,629
MC1240D4FBRE2	Bevel Edge, Right Hinge, Electric	\$2,729	\$3,629

12" W × 40" H × 6" D (11-1/4" W × 39-3/8" H)

MC1240D6FPL	Polished Edge, Left Hinge	\$2,449	\$3,279
MC1240D6FPLE2	Polished Edge, Left Hinge, Electric	\$3,179	\$4,199
MC1240D6FPR	Polished Edge, Right Hinge	\$2,449	\$3,279
MC1240D6FPRE2	Polished Edge, Right Hinge, Electric	\$3,179	\$4,199
MC1240D6FBL	Bevel Edge, Left Hinge	\$2,449	\$3,279
MC1240D6FBLE2	Bevel Edge, Left Hinge, Electric	\$3,179	\$4,199
MC1240D6FBR	Bevel Edge, Right Hinge	\$2,449	\$3,279
MC1240D6FBRE2	Bevel Edge, Right Hinge, Electric	\$3,179	\$4,199

UPGRADE OPTIONS

Electric Upgrade: Interior Lighting, Electrical Outlets, USB Charging Port, Magnetic Storage

Electric+ Upgrade: Interior Lighting, Electrical Outlets, USB Charging Port, Magnetic Storage, Night Light, Defogger

continued on next page »



M SERIES MEDICINE CABINETS

CABINETS
M SERIES

NICHES

LIGHTING

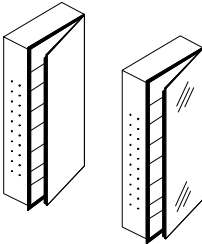
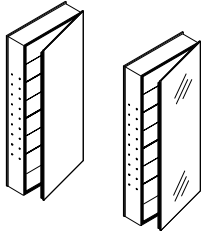
MIRRORS

VANITIES

CRAFT SERIES

MAGNIFICATION
MIRRORS

ACCESSORIES



MODEL NUMBER

DESCRIPTION / UPGRADE OPTIONS

US LIST

PRICE CAD

16" W × 30" H × 4" D (15-1/4" W × 30" H)

MC1630D4FPL	Polished Edge, Left Hinge	\$1,579	\$2,079
MC1630D4FPR	Polished Edge, Right Hinge	\$1,579	\$2,079
MC1630D4FBL	Bevel Edge, Left Hinge	\$1,579	\$2,079
MC1630D4FBR	Bevel Edge, Right Hinge	\$1,579	\$2,079
MC1630D4FPLE2	Polished Edge, Left Hinge, Electric	\$2,399	\$3,199
MC1630D4FPRE2	Polished Edge, Right Hinge, Electric	\$2,399	\$3,199
MC1630D4FBLE2	Bevel Edge, Left Hinge, Electric	\$2,399	\$3,199
MC1630D4FBRE2	Bevel Edge, Right Hinge, Electric	\$2,399	\$3,199
MC1630D4FPLE4	Polished Edge, Left Hinge, Electric+	\$2,949	\$3,929
MC1630D4FPRE4	Polished Edge, Right Hinge, Electric+	\$2,949	\$3,929
MC1630D4FBLE4	Bevel Edge, Left Hinge, Electric+	\$2,949	\$3,929
MC1630D4FBRE4	Bevel Edge, Right Hinge, Electric+	\$2,949	\$3,929

16" W × 30" H × 6" D (15-1/4" W × 30" H)

MC1630D6FPL	Polished Edge, Left Hinge	\$2,029	\$2,679
MC1630D6FPR	Polished Edge, Right Hinge	\$2,029	\$2,679
MC1630D6FBL	Bevel Edge, Left Hinge	\$2,029	\$2,679
MC1630D6FBR	Bevel Edge, Right Hinge	\$2,029	\$2,679
MC1630D6FPLE2	Polished Edge, Left Hinge, Electric	\$2,849	\$3,799
MC1630D6FPRE2	Polished Edge, Right Hinge, Electric	\$2,849	\$3,799
MC1630D6FBLE2	Bevel Edge, Left Hinge, Electric	\$2,849	\$3,799
MC1630D6FBRE2	Bevel Edge, Right Hinge, Electric	\$2,849	\$3,799
MC1630D6FPLE4	Polished Edge, Left Hinge, Electric+	\$3,479	\$4,629
MC1630D6FPRE4	Polished Edge, Right Hinge, Electric+	\$3,479	\$4,629
MC1630D6FBLE4	Bevel Edge, Left Hinge, Electric+	\$3,479	\$4,629
MC1630D6FBRE4	Bevel Edge, Right Hinge, Electric+	\$3,479	\$4,629

UPGRADE OPTIONS

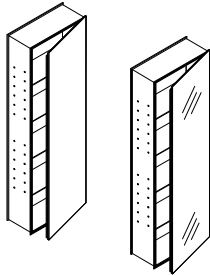
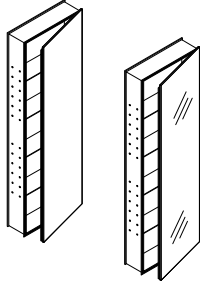
Electric Upgrade: Interior Lighting, Electrical Outlets, USB Charging Port, Magnetic Storage

Electric+ Upgrade: Interior Lighting, Electrical Outlets, USB Charging Port, Magnetic Storage, Night Light, Defogger

continued on next page »



M SERIES MEDICINE CABINETS

robern.com/m-series


MODEL NUMBER	DESCRIPTION / UPGRADE OPTIONS	US LIST	PRICE CAD
16" W × 40" H × 4" D (15-1/4" W × 39-3/8" H)			
MC1640D4FPL	Polished Edge, Left Hinge	\$2,129	\$2,829
MC1640D4FPR	Polished Edge, Right Hinge	\$2,129	\$2,829
MC1640D4FBL	Bevel Edge, Left Hinge	\$2,129	\$2,829
MC1640D4FBR	Bevel Edge, Right Hinge	\$2,129	\$2,829
MC1640D4FPLE2	Polished Edge, Left Hinge, Electric	\$2,949	\$3,929
MC1640D4FPRE2	Polished Edge, Right Hinge, Electric	\$2,949	\$3,929
MC1640D4FBLE2	Bevel Edge, Left Hinge, Electric	\$2,949	\$3,929
MC1640D4FBRE2	Bevel Edge, Right Hinge, Electric	\$2,949	\$3,929
MC1640D4FPLE4	Polished Edge, Left Hinge, Electric+	\$3,529	\$4,699
MC1640D4FPRE4	Polished Edge, Right Hinge, Electric+	\$3,529	\$4,699
MC1640D4FBLE4	Bevel Edge, Left Hinge, Electric+	\$3,529	\$4,699
MC1640D4FBRE4	Bevel Edge, Right Hinge, Electric+	\$3,529	\$4,699
16" W × 40" H × 6" D (15-1/4" W × 39-3/8" H)			
MC1640D6FPL	Polished Edge, Left Hinge	\$2,649	\$3,549
MC1640D6FPR	Polished Edge, Right Hinge	\$2,649	\$3,549
MC1640D6FBL	Bevel Edge, Left Hinge	\$2,649	\$3,549
MC1640D6FBR	Bevel Edge, Right Hinge	\$2,649	\$3,549
MC1640D6FPLE2	Polished Edge, Left Hinge, Electric	\$3,479	\$4,629
MC1640D6FPRE2	Polished Edge, Right Hinge, Electric	\$3,479	\$4,629
MC1640D6FBLE2	Bevel Edge, Left Hinge, Electric	\$3,479	\$4,629
MC1640D6FBRE2	Bevel Edge, Right Hinge, Electric	\$3,479	\$4,629
MC1640D6FPLE4	Polished Edge, Left Hinge, Electric+	\$3,979	\$5,279
MC1640D6FPRE4	Polished Edge, Right Hinge, Electric+	\$3,979	\$5,279
MC1640D6FBLE4	Bevel Edge, Left Hinge, Electric+	\$3,979	\$5,279
MC1640D6FBRE4	Bevel Edge, Right Hinge, Electric+	\$3,979	\$5,279

UPGRADE OPTIONS

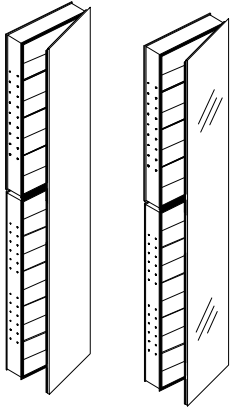
Electric Upgrade: Interior Lighting, Electrical Outlets, USB Charging Port, Magnetic Storage

Electric+ Upgrade: Interior Lighting, Electrical Outlets, USB Charging Port, Magnetic Storage, Night Light, Defogger

continued on next page »



M SERIES MEDICINE CABINETS



MODEL NUMBER	DESCRIPTION / UPGRADE OPTIONS	US LIST	PRICE CAD
	16" W × 70" H × 4" D (15-1/4" W × 70" H)		
MC1670D4FPL	Mirror, Polished Edge, Left Hinge	\$4,279	\$5,699
MC1670D4FPR	Mirror, Polished Edge, Right Hinge	\$4,279	\$5,699
MC1670D4FBL	Mirror, Bevel Edge, Left Hinge	\$4,279	\$5,699
MC1670D4FBR	Mirror, Bevel Edge, Right Hinge	\$4,279	\$5,699
MC1670D4FPLE2	Mirror, Polished Edge, Left Hinge, Electric	\$5,079	\$6,749
MC1670D4FPRE2	Mirror, Polished Edge, Right Hinge, Electric	\$5,079	\$6,749
MC1670D4FBLE2	Mirror, Bevel Edge, Left Hinge, Electric	\$5,079	\$6,749
MC1670D4FBRE2	Mirror, Bevel Edge, Right Hinge, Electric	\$5,079	\$6,749

UPGRADE OPTIONS

Electric Upgrade: Interior Lighting, Electrical Outlets, USB Charging Port, Magnetic Storage

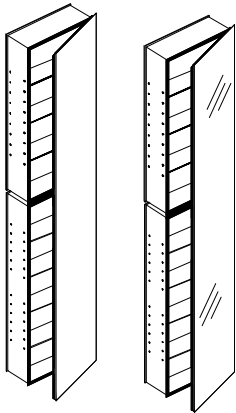
Electric+ Upgrade: Interior Lighting, Electrical Outlets, USB Charging Port, Magnetic Storage, Night Light, Defogger

continued on next page »



M SERIES MEDICINE CABINETS

robern.com/m-series



MODEL NUMBER	DESCRIPTION / UPGRADE OPTIONS	US LIST	PRICE CAD
	16" W × 70" H × 6" D (15-¼" W × 70" H)		
MC1670D6FPL	Mirror, Polished Edge, Left Hinge	\$4,699	\$6,249
MC1670D6FPR	Mirror, Polished Edge, Right Hinge	\$4,699	\$6,249
MC1670D6FBL	Mirror, Bevel Edge, Left Hinge	\$4,699	\$6,249
MC1670D6FBR	Mirror, Bevel Edge, Right Hinge	\$4,699	\$6,249
MC1670D6FPLE2	Mirror, Polished Edge, Left Hinge, Electric	\$5,549	\$7,379
MC1670D6FPRE2	Mirror, Polished Edge, Right Hinge, Electric	\$5,549	\$7,379
MC1670D6FBLE2	Mirror, Bevel Edge, Left Hinge, Electric	\$5,549	\$7,379
MC1670D6FBRE2	Mirror, Bevel Edge, Right Hinge, Electric	\$5,549	\$7,379

UPGRADE OPTIONS

Electric Upgrade: Interior Lighting, Electrical Outlets, USB Charging Port, Magnetic Storage

Electric+ Upgrade: Interior Lighting, Electrical Outlets, USB Charging Port, Magnetic Storage, Night Light, Defogger

continued on next page »



M SERIES MEDICINE CABINETS

CABINETS
M SERIES

NICHES

LIGHTING

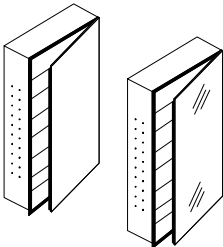
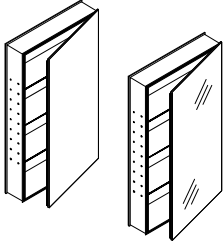
MIRRORS

VANITIES

CRAFT SERIES

MAGNIFICATION
MIRRORS

ACCESSORIES



MODEL NUMBER	DESCRIPTION / UPGRADE OPTIONS	US LIST	PRICE CAD
20" W × 30" H × 4" D (19-1/4" W × 30" H)			
MC2030D4FPL	Polished Edge, Left Hinge	\$1,899	\$2,529
MC2030D4FPR	Polished Edge, Right Hinge	\$1,899	\$2,529
MC2030D4FBL	Bevel Edge, Left Hinge	\$1,899	\$2,529
MC2030D4FBR	Bevel Edge, Right Hinge	\$1,899	\$2,529
MC2030D4FPLE2	Polished Edge, Left Hinge, Electric	\$2,649	\$3,549
MC2030D4FPRE2	Polished Edge, Right Hinge, Electric	\$2,649	\$3,549
MC2030D4FBLE2	Bevel Edge, Left Hinge, Electric	\$2,649	\$3,549
MC2030D4FBRE2	Bevel Edge, Right Hinge, Electric	\$2,649	\$3,549
MC2030D4FPLE4	Polished Edge, Left Hinge, Electric+	\$3,179	\$4,199
MC2030D4FPRE4	Polished Edge, Right Hinge, Electric+	\$3,179	\$4,199
MC2030D4FBLE4	Bevel Edge, Left Hinge, Electric+	\$3,179	\$4,199
MC2030D4FBRE4	Bevel Edge, Right Hinge, Electric+	\$3,179	\$4,199
20" W × 30" H × 6" D (19-1/4" W × 30" H)			
MC2030D6FPL	Polished Edge, Left Hinge	\$2,399	\$3,199
MC2030D6FPR	Polished Edge, Right Hinge	\$2,399	\$3,199
MC2030D6FBL	Bevel Edge, Left Hinge	\$2,399	\$3,199
MC2030D6FBR	Bevel Edge, Right Hinge	\$2,399	\$3,199
MC2030D6FPLE2	Polished Edge, Left Hinge, Electric	\$3,099	\$4,149
MC2030D6FPRE2	Polished Edge, Right Hinge, Electric	\$3,099	\$4,149
MC2030D6FBLE2	Bevel Edge, Left Hinge, Electric	\$3,099	\$4,149
MC2030D6FBRE2	Bevel Edge, Right Hinge, Electric	\$3,099	\$4,149
MC2030D6FPLE4	Polished Edge, Left Hinge, Electric+	\$3,729	\$4,949
MC2030D6FPRE4	Polished Edge, Right Hinge, Electric+	\$3,729	\$4,949
MC2030D6FBLE4	Bevel Edge, Left Hinge, Electric+	\$3,729	\$4,949
MC2030D6FBRE4	Bevel Edge, Right Hinge, Electric+	\$3,729	\$4,949

UPGRADE OPTIONS

Electric Upgrade: Interior Lighting, Electrical Outlets, USB Charging Port, Magnetic Storage

Electric+ Upgrade: Interior Lighting, Electrical Outlets, USB Charging Port, Magnetic Storage, Night Light, Defogger

continued on next page »

**M SERIES MEDICINE CABINETS**

robern.com/m-series

CABINETS
M SERIES

NICHES

LIGHTING

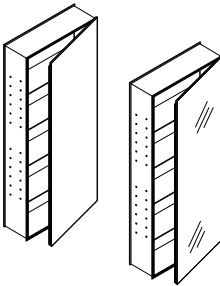
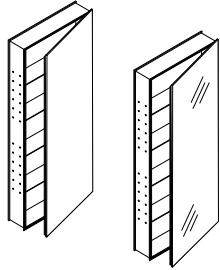
MIRRORS

VANITIES

CRAFT SERIES

MAGNIFICATION
MIRRORS

ACCESSORIES



MODEL NUMBER	DESCRIPTION / UPGRADE OPTIONS	US LIST	PRICE CAD
20" W × 40" H × 4" D (19-1/4" W × 39-3/8" H)			
MC2040D4FPL	Polished Edge, Left Hinge	\$2,399	\$3,199
MC2040D4FPR	Polished Edge, Right Hinge	\$2,399	\$3,199
MC2040D4FBL	Bevel Edge, Left Hinge	\$2,399	\$3,199
MC2040D4FBR	Bevel Edge, Right Hinge	\$2,399	\$3,199
MC2040D4FPLE2	Polished Edge, Left Hinge, Electric	\$3,099	\$4,149
MC2040D4FPRE2	Polished Edge, Right Hinge, Electric	\$3,099	\$4,149
MC2040D4FBLE2	Bevel Edge, Left Hinge, Electric	\$3,099	\$4,149
MC2040D4FBRE2	Bevel Edge, Right Hinge, Electric	\$3,099	\$4,149
MC2040D4FPLE4	Polished Edge, Left Hinge, Electric+	\$3,729	\$4,949
MC2040D4FPRE4	Polished Edge, Right Hinge, Electric+	\$3,729	\$4,949
MC2040D4FBLE4	Bevel Edge, Left Hinge, Electric+	\$3,729	\$4,949
MC2040D4FBRE4	Bevel Edge, Right Hinge, Electric+	\$3,729	\$4,949
20" W × 40" H × 6" D (19-1/4" W × 39-3/8" H)			
MC2040D6FPL	Polished Edge, Left Hinge	\$2,849	\$3,799
MC2040D6FPR	Polished Edge, Right Hinge	\$2,849	\$3,799
MC2040D6FBL	Bevel Edge, Left Hinge	\$2,849	\$3,799
MC2040D6FBR	Bevel Edge, Right Hinge	\$2,849	\$3,799
MC2040D6FPLE2	Polished Edge, Left Hinge, Electric	\$3,649	\$4,849
MC2040D6FPRE2	Polished Edge, Right Hinge, Electric	\$3,649	\$4,849
MC2040D6FBLE2	Bevel Edge, Left Hinge, Electric	\$3,649	\$4,849
MC2040D6FBRE2	Bevel Edge, Right Hinge, Electric	\$3,649	\$4,849
MC2040D6FPLE4	Polished Edge, Left Hinge, Electric+	\$4,149	\$5,499
MC2040D6FPRE4	Polished Edge, Right Hinge, Electric+	\$4,149	\$5,499
MC2040D6FBLE4	Bevel Edge, Left Hinge, Electric+	\$4,149	\$5,499
MC2040D6FBRE4	Bevel Edge, Right Hinge, Electric+	\$4,149	\$5,499

UPGRADE OPTIONS

Electric Upgrade: Interior Lighting, Electrical Outlets, USB Charging Port, Magnetic Storage

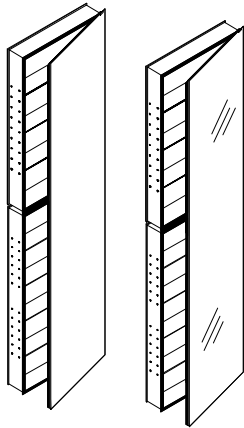
Electric+ Upgrade: Interior Lighting, Electrical Outlets, USB Charging Port, Magnetic Storage, Night Light, Defogger

continued on next page »



M SERIES MEDICINE CABINETS

robern.com/m-series



MODEL NUMBER	DESCRIPTION / UPGRADE OPTIONS	US LIST	PRICE CAD
20" W × 70" H × 4" D (19-1/4" W × 70" H)			
MC2070D4FPL	Mirror, Polished Edge, Left Hinge	\$4,699	\$6,249
MC2070D4FPR	Mirror, Polished Edge, Right Hinge	\$4,699	\$6,249
MC2070D4FBL	Mirror, Bevel Edge, Left Hinge	\$4,699	\$6,249
MC2070D4FBR	Mirror, Bevel Edge, Right Hinge	\$4,699	\$6,249
MC2070D4FPLE2	Mirror, Polished Edge, Left Hinge, Electric	\$5,549	\$7,379
MC2070D4FPRE2	Mirror, Polished Edge, Right Hinge, Electric	\$5,549	\$7,379
MC2070D4FBLE2	Mirror, Bevel Edge, Left Hinge, Electric	\$5,549	\$7,379
MC2070D4FBRE2	Mirror, Bevel Edge, Right Hinge, Electric	\$5,549	\$7,379

UPGRADE OPTIONS

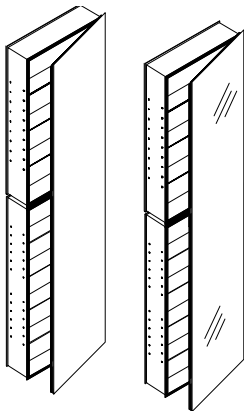
Electric Upgrade: Interior Lighting, Electrical Outlets, USB Charging Port, Magnetic Storage
Electric+ Upgrade: Interior Lighting, Electrical Outlets, USB Charging Port, Magnetic Storage, Night Light, Defogger

continued on next page »



M SERIES MEDICINE CABINETS

robern.com/m-series



MODEL NUMBER	DESCRIPTION / UPGRADE OPTIONS	US LIST	PRICE CAD
	20" W × 70" H × 6" D (19-1/4" W × 70" H)		
MC2070D6FPL	Mirror, Polished Edge, Left Hinge	\$5,179	\$6,899
MC2070D6FPR	Mirror, Polished Edge, Right Hinge	\$5,179	\$6,899
MC2070D6FBL	Mirror, Bevel Edge, Left Hinge	\$5,179	\$6,899
MC2070D6FBR	Mirror, Bevel Edge, Right Hinge	\$5,179	\$6,899
MC2070D6FPLE2	Mirror, Polished Edge, Left Hinge, Electric	\$5,999	\$7,979
MC2070D6FPRE2	Mirror, Polished Edge, Right Hinge, Electric	\$5,999	\$7,979
MC2070D6FBLE2	Mirror, Bevel Edge, Left Hinge, Electric	\$5,999	\$7,979
MC2070D6FBRE2	Mirror, Bevel Edge, Right Hinge, Electric	\$5,999	\$7,979

UPGRADE OPTIONS

Electric Upgrade: Interior Lighting, Electrical Outlets, USB Charging Port, Magnetic Storage

Electric+ Upgrade: Interior Lighting, Electrical Outlets, USB Charging Port, Magnetic Storage, Night Light, Defogger

continued on next page »



M SERIES MEDICINE CABINETS

CABINETS
M SERIES

NICHES

LIGHTING

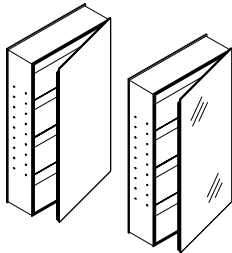
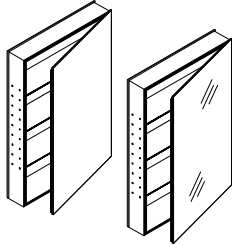
MIRRORS

VANITIES

CRAFT SERIES

MAGNIFICATION
MIRRORS

ACCESSORIES



MODEL NUMBER	DESCRIPTION / UPGRADE OPTIONS	US LIST	PRICE CAD
24" W × 30" H × 4" D (23-1/4" W × 30" H)			
MC2430D4FPL	Polished Edge, Left Hinge	\$1,949	\$2,599
MC2430D4FPR	Polished Edge, Right Hinge	\$1,949	\$2,599
MC2430D4FBL	Bevel Edge, Left Hinge	\$1,949	\$2,599
MC2430D4FBR	Bevel Edge, Right Hinge	\$1,949	\$2,599
MC2430D4FPLE2	Polished Edge, Left Hinge, Electric	\$2,729	\$3,629
MC2430D4FPRE2	Polished Edge, Right Hinge, Electric	\$2,729	\$3,629
MC2430D4FBLE2	Bevel Edge, Left Hinge, Electric	\$2,729	\$3,629
MC2430D4FBRE2	Bevel Edge, Right Hinge, Electric	\$2,729	\$3,629
MC2430D4FPLE4	Polished Edge, Left Hinge, Electric+	\$3,329	\$4,429
MC2430D4FPRE4	Polished Edge, Right Hinge, Electric+	\$3,329	\$4,429
MC2430D4FBLE4	Bevel Edge, Left Hinge, Electric+	\$3,329	\$4,429
MC2430D4FBRE4	Bevel Edge, Right Hinge, Electric+	\$3,329	\$4,429
24" W × 30" H × 6" D (23-1/4" W × 30" H)			
MC2430D6FPL	Polished Edge, Left Hinge	\$2,449	\$3,279
MC2430D6FPR	Polished Edge, Right Hinge	\$2,449	\$3,279
MC2430D6FBL	Bevel Edge, Left Hinge	\$2,449	\$3,279
MC2430D6FBR	Bevel Edge, Right Hinge	\$2,449	\$3,279
MC2430D6FPLE2	Polished Edge, Left Hinge, Electric	\$3,179	\$4,199
MC2430D6FPRE2	Polished Edge, Right Hinge, Electric	\$3,179	\$4,199
MC2430D6FBLE2	Bevel Edge, Left Hinge, Electric	\$3,179	\$4,199
MC2430D6FPLE4	Polished Edge, Left Hinge, Electric+	\$3,179	\$4,199
MC2430D6FPRE4	Polished Edge, Right Hinge, Electric+	\$3,849	\$5,099
MC2430D6FBLE4	Bevel Edge, Left Hinge, Electric+	\$3,849	\$5,099
MC2430D6FBRE4	Bevel Edge, Right Hinge, Electric+	\$3,849	\$5,099

UPGRADE OPTIONS

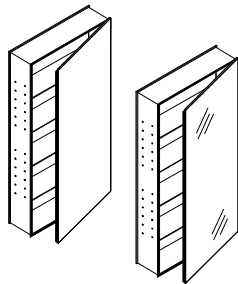
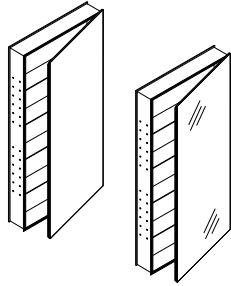
Electric Upgrade: Interior Lighting, Electrical Outlets, USB Charging Port, Magnetic Storage

Electric+ Upgrade: Interior Lighting, Electrical Outlets, USB Charging Port, Magnetic Storage, Night Light, Defogger

continued on next page »



M SERIES MEDICINE CABINETS

robern.com/m-series


MODEL NUMBER	DESCRIPTION / UPGRADE OPTIONS	US LIST	PRICE CAD
24" W × 40" H × 4" D (23-1/4" W × 39-3/8" H)			
MC2440D4FPL	Polished Edge, Left Hinge	\$2,449	\$3,279
MC2440D4FPR	Polished Edge, Right Hinge	\$2,449	\$3,279
MC2440D4FBL	Bevel Edge, Left Hinge	\$2,449	\$3,279
MC2440D4FBR	Bevel Edge, Right Hinge	\$2,449	\$3,279
MC2440D4FPLE2	Polished Edge, Left Hinge, Electric	\$3,179	\$4,199
MC2440D4FPRE2	Polished Edge, Right Hinge, Electric	\$3,179	\$4,199
MC2440D4FBLE2	Bevel Edge, Left Hinge, Electric	\$3,179	\$4,199
MC2440D4FBRE2	Bevel Edge, Right Hinge, Electric	\$3,179	\$4,199
MC2440D4FPLE4	Polished Edge, Left Hinge, Electric+	\$3,849	\$5,099
MC2440D4FPRE4	Polished Edge, Right Hinge, Electric+	\$3,849	\$5,099
MC2440D4FBLE4	Bevel Edge, Left Hinge, Electric+	\$3,849	\$5,099
MC2440D4FBRE4	Bevel Edge, Right Hinge, Electric+	\$3,849	\$5,099
24" W × 40" H × 6" D (23-1/4" W × 39-3/8" H)			
MC2440D6FPL	Polished Edge, Left Hinge	\$2,949	\$3,929
MC2440D6FPR	Polished Edge, Right Hinge	\$2,949	\$3,929
MC2440D6FBL	Bevel Edge, Left Hinge	\$2,949	\$3,929
MC2440D6FBR	Bevel Edge, Right Hinge	\$2,949	\$3,929
MC2440D6FPLE2	Polished Edge, Left Hinge, Electric	\$3,729	\$4,949
MC2440D6FPRE2	Polished Edge, Right Hinge, Electric	\$3,729	\$4,949
MC2440D6FBLE2	Bevel Edge, Left Hinge, Electric	\$3,729	\$4,949
MC2440D6FBRE2	Bevel Edge, Right Hinge, Electric	\$3,729	\$4,949
MC2440D6FPLE4	Polished Edge, Left Hinge, Electric+	\$4,279	\$5,699
MC2440D6FPRE4	Polished Edge, Right Hinge, Electric+	\$4,279	\$5,699
MC2440D6FBLE4	Bevel Edge, Left Hinge, Electric+	\$4,279	\$5,699
MC2440D6FBRE4	Bevel Edge, Right Hinge, Electric+	\$4,279	\$5,699

UPGRADE OPTIONS

Electric Upgrade: Interior Lighting, Electrical Outlets, USB Charging Port, Magnetic Storage

Electric+ Upgrade: Interior Lighting, Electrical Outlets, USB Charging Port, Magnetic Storage, Night Light, Defogger

[continued on next page »](#)



M SERIES MEDICINE CABINETS

CABINETS
M SERIES

NICHES

LIGHTING

MIRRORS

VANITIES

CRAFT SERIES

MAGNIFICATION
MIRRORS

ACCESSORIES

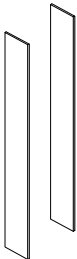
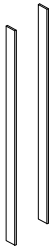
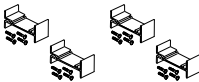
	MODEL NUMBER	DESCRIPTION / UPGRADE OPTIONS	US LIST	PRICE CAD
Accessories				
Glass Bins for all Cabinets				
	GLASSBIN5.25	3-1/4" W x 5-1/4" H x 2-1/8" D	\$60	\$80
	GLASSBIN6.38	4-7/8" W x 6-3/8" H x 2-1/8" D, For 6" D Cabinets	\$60	\$80
	GLASSBIN8.5	3-1/4" W x 8-1/2" H x 2-1/8" D	\$60	\$80
Accessory Trays				
	MA-TRAY2.5	2-1/2" W x 3" H x 1-1/2" D, Razor/Phone Holder	\$36	\$48
	MA-TRAY3	3" W x 4-11/16" H x 1-1/2" D	\$36	\$48
	MA-TRAY5	5" W x 4-11/16" H x 1-1/2" D	\$36	\$48
Pull-Out Magnification Mirror				
	POMM	8" W x 5-1/8" H x 2-1/2" D, 3x	\$429	\$579
	CMM	3-1/2" Diameter x 3/4" D	\$63	\$84
Push-to-Open Kit				
	MPUSHKIT	3/4" W x 5/8" H x 3-3/8" D	\$179	\$229
	MHANDLEKIT	3/4" W x 2-9/16" H x 2" D, Chrome	\$299	\$429

continued on next page »



M SERIES MEDICINE CABINETS

robern.com/m-series

MODEL NUMBER	DESCRIPTION / UPGRADE OPTIONS	US LIST	PRICE CAD
Accessories			
	Surface-Mount Kits for 30" H Cabinets		
	MSMK30D4P 4" D	\$179	\$229
	MSMK30D6P 6" D	\$299	\$429
	Surface-Mount Kits for 40" H Cabinets		
	MSMK40D4P 4" D	\$399	\$529
	MSMK40D6P 6" D	\$529	\$699
	Surface-Mount Kits for 70" H Cabinets		
	MSMK70D4P 4" D, Mirror, Polished Edge	\$699	\$929
	Semi-Recessed Kits for 30" H Cabinets		
	MSMK30D6SRP 6" D	\$179	\$229
	Semi-Recessed Kits for 40" H Cabinets		
	MSMK40D6SRP 6" D	\$399	\$529
	Semi-Recessed Kits for 70" H Cabinets		
	MSMK70D6SRP 6" D, Mirror, Polished Edge	\$699	\$929
	Ganging Kits		
	MGKIT For 30" and 40" H Cabinets	\$97	\$129
	MGKIT70 For 70" H Cabinets	\$179	\$229

CABINETS
M SERIES

NICHES

LIGHTING

MIRRORS

VANITIES


CRAFT SERIES

MAGNIFICATION
MIRRORS

ACCESSORIES



PL PORTRAY® MEDICINE CABINETS



PL PORTRAY UPDATES THE ORIGINAL PL SERIES CABINET WITH FEATURES AND FUNCTIONALITY THAT MEET MODERN-DAY NEEDS. FROM SLOW-CLOSE DOORS TO USB CHARGING PORTS, EVERY FEATURE OF PL PORTRAY WAS THOUGHTFULLY ENGINEERED TO ELEVATE YOUR DAILY ROUTINE.



Scan here to see the full PL Portray collection

DIMENSIONS AND WEIGHT

Dimensions:

- 11-1/4" x 30" (286 mm x 762 mm)
- 11-1/4" x 36" (286 mm x 914 mm)
- 11-1/4" x 39-3/8" (286 mm x 1000 mm)
- 15-1/4" x 26" (387 mm x 660 mm)
- 15-1/4" x 30" (387 mm x 762 mm)
- 15-1/4" x 36" (387 mm x 914 mm)
- 15-1/4" x 39-3/8" (387 mm x 1000 mm)
- 19-1/4" x 30" (489 mm x 762 mm)
- 19-1/4" x 36" (489 mm x 914 mm)
- 19-1/4" x 39-3/8" (489 mm x 1000 mm)
- 23-1/4" x 30" (591 mm x 762 mm)
- 23-1/4" x 36" (591 mm x 914 mm)
- 23-1/4" x 39-3/8" (591 mm x 1000 mm)
- 15-1/4" x 72" (387 mm x 1829 mm)
- 19-1/4" x 72" (489 mm x 1829 mm)
- 23-1/4" x 72" (591 mm x 1829 mm)

Depth: 4" (102 mm) - medicine cabinets

CONFIGURABLE OPTIONS

- Edge Type: Polished Edge or Bevel Edge
- Upgrade Options:
 - Slow-Close Hinges
 - Magnification Mirror Upgrade: Slow-Close Hinges, Sliding Magnification Mirror
 - Storage Upgrade: Slow-Close Hinges, Sliding Magnification Mirror, Quick Caddy
 - Electric Upgrade: Slow-Close Hinges, Magnetic Strip, Interior Lighting, USB Charging Ports, Electrical Outlets, Phone Holder
 - Storage + Electric Upgrade: Slow-Close Hinges, Sliding Magnification Mirror, Quick Caddy, Magnetic Strip, Interior Lighting, USB Charging Ports, Electrical Outlets, Phone Holder

FEATURES & BENEFITS

- Choose from upgrade options that range from simple and affordable to feature-rich solutions
- Cantilever Shelves feature hidden adjustment holes for a clean and custom-built appearance
- Slow-close hinges prevent slamming, reduce wear and tear on your cabinet, and ensure a soft closure every time
- Accessories designed in a complementary color to match interior and coordinates together for optimal storage and functionality solutions
- Power when and where you need it most with PORTRAY Electric Upgrade, featuring two USB charging ports (total output 4.2 A, 5V) and one 15A, 120VAC tamper resistant outlet (2 plugs), to provide power for items such as electric razors and curling irons. Location of USB charging ports and outlet is customer configurable (left or right side of accessory)
- Interior cabinet light turns on when the door is open and off when it is closed, making it easy to find items even when your room is dark. The sensor controlled, low wattage interior LED light is available with the PORTRAY Electric Upgrade and features a soft white (3000K) for a



PL PORTRAY® MEDICINE CABINETS

robern.com/pl-portray

relaxing tone

- Phone holder is available on the front of the PORTRAY Electric Upgrade by providing a shelf to house the phone while plugged into the USB charging port
- Magnetic Storage area on the PORTRAY Electric Upgrade allows for convenient access to small metal implements and to simplify your daily routine with quick access. Location of magnetic storage is customer configurable (left or right side of accessory)
- PORTRAY Sliding Magnification Mirror with 5x magnification to help with those up-close details that is integrated in the door creating a seamless design that allows for ergonomic vertical adjusting. This 6-7/8" diameter round magnification mirror pivots to bring the mirror to your face for ease of use and provides additional ergonomics to allow for mirror movement without smudging the mirror (two hands needed to adjust)
- PORTRAY Quick Caddy features five (5) divided sections - ideal for holding smaller items such as cotton swabs, makeup and makeup brushes - creating a functional accessory that eliminates clutter inside the medicine cabinet and on countertops. This accessory holder pivots to swing outside of the cabinet for access when the medicine cabinet is closed. The bin of three (3) dividers is removable allowing you to access items anywhere and for ease of cleaning
- Customize around your own needs with a modular design that is intentionally flexible by nature. Install as a single unit, pair cabinets or mirrors together for a multi-product installation or pair with modular lighting for a task lighting and storage solution
- Cabinets can be ganged with AiO Cabinet, Vesper Lighting, InLine Lighting, M Series Cabinet, PL Series Cabinet and Vitality Cabinet
- Incorporate the benefits of a Full Length mirror into your space with the 72" H cabinet featuring the convenience of hidden storage
- Ideal for ADA applications
- Constructed to operate in high humidity or damp spaces. PORTRAY Electric Upgrade is ETL Certified for damp locations to UL 1598, CSA Standard C22.2, No.
- Construction
- Durable rust-free anodized aluminum and glass construction - resists intense moisture, ensuring long-lasting beauty
- Satin anodized aluminum body with a subtle gray interior
- Concealed finger pull surrounds the door edge for ease of opening
- Bevel edge refers to a mirror with edges cut and polished to a 3/4" angle to produce a sculpted, framed look, while polished edge ensures a clean design with no sharp edges (3 mm - polished, 4 mm - bevel)
- Three-mirror design provides a mirror on the inside rear of the cabinet and both sides of the door - simplifying the daily routine by providing access to personal items with the use of the mirror at the same time
- Door opening angle 110 degrees: Blum 3-way adjustable soft-close concealed hinges with a built in feature to ease the door closed silently, while the self-closing concealed hinges have a spring built in that catch

the door and pulls it closed to tell you that the door is closed

- Configure the interior of your cabinet to accommodate essential items of varying heights, from electric toothbrushes to your favorite fragrance with 1/4" (6 mm) thick adjustable clear glass shelves that can adjust in 1" (51 mm) increments: 3 shelves for 20" H, 26" H, 30" H, 4 shelves for 36" H, 40" H. Save time with setting up your cabinet by adding 2 clips per shelf
- Salt Spray Testing - ASTM Standard for 300 hours performed to test mirror quality against desilvering and degradation resulting from environmental exposure
- Cass Testing - copper test (simulate whole life of product) - accelerated age testing

INSTALLATION

- This installation may require more than one person
- Recessed or surface-mount installation
- Cabinets include hardware for recessed installation. Surface-mount installations require the purchase of a kit which includes the side kit as well as mounting hardware
- Recessed cabinets project 7/8" from wall and must be recessed no less than 3-3/4"
- All cabinets are reversible, allowing the customer to choose orientation for hinges

CABINETS

NICHE

LIGHTING

MIRRORS

VANITIES

CRAFT SERIES

MAGNIFICATION
MIRRORS

ACCESSORIES



PL PORTRAY® MEDICINE CABINETS WORKSHEET

Example Model:

P2 C 1230 D4 FP SC



Product Line **P2** = PL Portray

Category **C** = Cabinet

Dimensions **1230** = 12" W × 30" H*

1236 = 12" W × 36" H*

1240 = 12" W × 40" H*

1626 = 16" W × 26" H

1630 = 16" W × 30" H

1636 = 16" W × 36" H

1640 = 16" W × 40" H

1672 = 16" W × 72" H

2030 = 20" W × 30" H

2036 = 20" W × 36" H

2040 = 20" W × 40" H

2072 = 20" W × 72" H

2430 = 24" W × 30" H

2436 = 24" W × 36" H

2440 = 24" W × 40" H

2472 = 24" W × 72" H

Depth **D4** = 4"

Edge Type **FP** = Polished Edge®

FB = Bevel Edge

Upgrade Options **SC** = Slow-Close Upgrade (Slow-Close Hinges Only)
MM = Magnification Mirror Upgrade (Sliding Magnification Mirror) — slow close is automatically included
FS = Storage Upgrade (Sliding Magnification Mirror, Quick Caddy) — slow close is automatically included
TU = Electric Upgrade (Magnetic Strip, Interior Lighting, USB Charging Ports, Electrical Outlets) — slow close is automatically included
FT = Storage & Electric Upgrade — slow close is automatically included

* 12" W is not available with Magnification Mirror Upgrade, Storage Upgrade and/or Electric Upgrade

NICHES

LIGHTING

MIRRORS

VANITIES

CRAFT SERIES

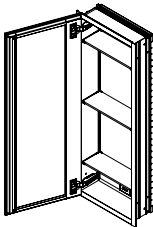
MAGNIFICATION
MIRRORS

ACCESSORIES

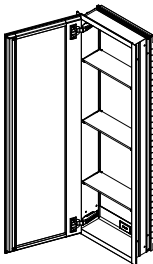


PL PORTRAY® MEDICINE CABINETS

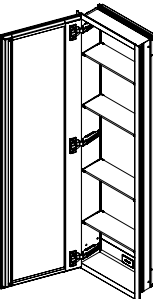
robern.com/pl-portray



MODEL	DESCRIPTION / UPGRADE OPTIONS	PRICE USD	PRICE CAD
	12" W × 30" H × 4" D (11-¼" W × 30" H)		
P2C1230D4FPSC	Polished Edge, Slow-Close	\$779	\$1,049
P2C1230D4FBSC	Bevel Edge, Slow-Close	\$779	\$1,049



	12" W × 36" H × 4" D (11-¼" W × 36" H)		
P2C1236D4FPSC	Polished Edge, Slow-Close	\$879	\$1,149
P2C1236D4FBSC	Bevel Edge, Slow-Close	\$879	\$1,149



	12" W × 40" H × 4" D (11-¼" W × 39-¾" H)		
P2C1240D4FPSC	Polished Edge, Slow-Close	\$979	\$1,299
P2C1240D4FBSC	Bevel Edge, Slow-Close	\$979	\$1,299

UPGRADE OPTIONS

Slow-Close Upgrade: Slow-Close Hinges

Magnification Mirror Upgrade: Slow-Close Hinges, Sliding Magnification Mirror

Storage Upgrade: Slow-Close Hinges, Sliding Magnification Mirror, Quick Caddy

Electric Upgrade: Slow-Close Hinges, Magnetic Strip, Interior Lighting, USB Charging Ports, Electrical Outlets, Phone Holder

Storage + Electric Upgrade: Slow-Close Hinges, Sliding Magnification Mirror, Quick Caddy, Magnetic Strip, Interior Lighting, USB Charging Ports, Electrical Outlets, Phone Holder

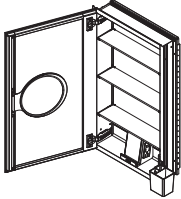
continued on next page »



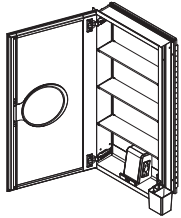
PL PORTRAY® MEDICINE CABINETS

robern.com/pl-portray

MODEL	DESCRIPTION / UPGRADE OPTIONS	PRICE USD	PRICE CAD
16" W × 26" H × 4" D (15-¼" W × 26" H)			
P2C1626D4FPSC	Polished Edge, Slow-Close	\$779	\$1,049
P2C1626D4FBSC	Bevel Edge, Slow-Close	\$779	\$1,049
P2C1626D4FPMM	Polished Edge, Magnification Mirror	\$879	\$1,149
P2C1626D4FBMM	Bevel Edge, Magnification Mirror	\$879	\$1,149
P2C1626D4FPFS	Polished Edge, Storage	\$929	\$1,229
P2C1626D4FBFS	Bevel Edge, Storage	\$929	\$1,229
P2C1626D4FPTU	Polished Edge, Electric	\$1,279	\$1,699
P2C1626D4FBTU	Bevel Edge, Electric	\$1,279	\$1,699
P2C1626D4FPFT	Polished Edge, Storage + Electric	\$1,379	\$1,829
P2C1626D4FBFT	Bevel Edge, Storage + Electric	\$1,379	\$1,829



16" W × 30" H × 4" D (15-¼" W × 30" H)			
P2C1630D4FPSC	Polished Edge, Slow-Close	\$879	\$1,149
P2C1630D4FBSC	Bevel Edge, Slow-Close	\$879	\$1,149
P2C1630D4FPMM	Polished Edge, Magnification Mirror	\$929	\$1,229
P2C1630D4FBMM	Bevel Edge, Magnification Mirror	\$929	\$1,229
P2C1630D4FPFS	Polished Edge, Storage	\$979	\$1,299
P2C1630D4FBFS	Bevel Edge, Storage	\$979	\$1,299
P2C1630D4FPTU	Polished Edge, Electric	\$1,379	\$1,829
P2C1630D4FBTU	Bevel Edge, Electric	\$1,379	\$1,829
P2C1630D4FPFT	Polished Edge, Storage + Electric	\$1,449	\$1,929
P2C1630D4FBFT	Bevel Edge, Storage + Electric	\$1,449	\$1,929



UPGRADE OPTIONS

Slow-Close Upgrade: Slow-Close Hinges

Magnification Mirror Upgrade: Slow-Close Hinges, Sliding Magnification Mirror

Storage Upgrade: Slow-Close Hinges, Sliding Magnification Mirror, Quick Caddy

Electric Upgrade: Slow-Close Hinges, Magnetic Strip, Interior Lighting, USB Charging Ports, Electrical Outlets, Phone Holder

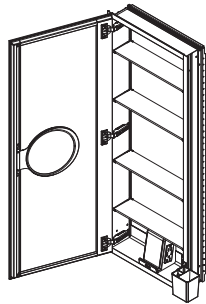
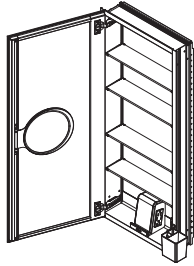
Storage + Electric Upgrade: Slow-Close Hinges, Sliding Magnification Mirror, Quick Caddy, Magnetic Strip, Interior Lighting, USB Charging Ports, Electrical Outlets, Phone Holder

continued on next page »



PL PORTRAY® MEDICINE CABINETS

robern.com/pl-portray



MODEL	DESCRIPTION / UPGRADE OPTIONS	PRICE USD	PRICE CAD
16" W × 36" H × 4" D (15-¼" W × 36" H)			
P2C1636D4FPSC	Polished Edge, Slow-Close	\$979	\$1,299
P2C1636D4FBSC	Bevel Edge, Slow-Close	\$979	\$1,299
P2C1636D4FPMM	Polished Edge, Magnification Mirror	\$1,049	\$1,379
P2C1636D4FBMM	Bevel Edge, Magnification Mirror	\$1,049	\$1,379
P2C1636D4FPFS	Polished Edge, Storage	\$1,129	\$1,479
P2C1636D4FBFS	Bevel Edge, Storage	\$1,129	\$1,479
P2C1636D4FPTU	Polished Edge, Electric	\$1,479	\$1,979
P2C1636D4FBTU	Bevel Edge, Electric	\$1,479	\$1,979
P2C1636D4FPFT	Polished Edge, Storage + Electric	\$1,629	\$2,149
P2C1636D4FBFT	Bevel Edge, Storage + Electric	\$1,629	\$2,149
16" W × 40" H × 4" D (15-¼" W × 39-⅜" H)			
P2C1640D4FPSC	Polished Edge, Slow-Close	\$1,049	\$1,379
P2C1640D4FBSC	Bevel Edge, Slow-Close	\$1,049	\$1,379
P2C1640D4FPMM	Polished Edge, Magnification Mirror	\$1,099	\$1,449
P2C1640D4FBMM	Bevel Edge, Magnification Mirror	\$1,099	\$1,449
P2C1640D4FPFS	Polished Edge, Storage	\$1,149	\$1,529
P2C1640D4FBFS	Bevel Edge, Storage	\$1,149	\$1,529
P2C1640D4FPTU	Polished Edge, Electric	\$1,549	\$2,049
P2C1640D4FBTU	Bevel Edge, Electric	\$1,549	\$2,049
P2C1640D4FPFT	Polished Edge, Storage + Electric	\$1,679	\$2,229
P2C1640D4FBFT	Bevel Edge, Storage + Electric	\$1,679	\$2,229

UPGRADE OPTIONS

Slow-Close Upgrade: Slow-Close Hinges

Magnification Mirror Upgrade: Slow-Close Hinges, Sliding Magnification Mirror

Storage Upgrade: Slow-Close Hinges, Sliding Magnification Mirror, Quick Caddy

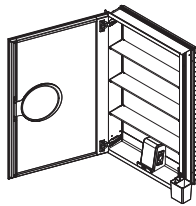
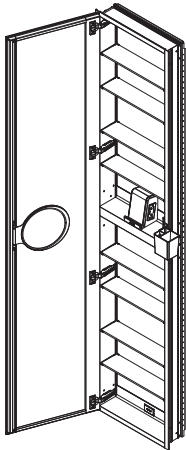
Electric Upgrade: Slow-Close Hinges, Magnetic Strip, Interior Lighting, USB Charging Ports, Electrical Outlets, Phone Holder

Storage + Electric Upgrade: Slow-Close Hinges, Sliding Magnification Mirror, Quick Caddy, Magnetic Strip, Interior Lighting, USB Charging Ports, Electrical Outlets, Phone Holder

continued on next page »



PL PORTRAY® MEDICINE CABINETS



MODEL	DESCRIPTION / UPGRADE OPTIONS	PRICE USD	PRICE CAD
16" W × 72" H × 4" D (15-¼" W × 72" H)			
P2C1672D4FPSC	Polished Edge, Slow-Close	\$2,999	\$3,999
P2C1672D4FBSC	Bevel Edge, Slow-Close	\$2,999	\$3,999
P2C1672D4FPMM	Polished Edge, Magnification Mirror	\$3,079	\$4,099
P2C1672D4FPMM	Bevel Edge, Magnification Mirror	\$3,079	\$4,099
P2C1672D4FPFS	Polished Edge, Storage	\$3,179	\$4,199
P2C1672D4FBFS	Bevel Edge, Storage	\$3,179	\$4,199
P2C1672D4FPTU	Polished Edge, Electric	\$3,499	\$4,649
P2C1672D4FBTU	Bevel Edge, Electric	\$3,499	\$4,649
P2C1672D4FPFT	Polished Edge, Storage + Electric	\$3,649	\$4,849
P2C1672D4FBFT	Bevel Edge, Storage + Electric	\$3,649	\$4,849

20" W × 30" H × 4" D (19-¼" W × 30" H)			
P2C2030D4FPSC	Polished Edge, Slow-Close	\$929	\$1,229
P2C2030D4FBSC	Bevel Edge, Slow-Close	\$929	\$1,229
P2C2030D4FPMM	Polished Edge, Magnification Mirror	\$979	\$1,299
P2C2030D4FBMM	Bevel Edge, Magnification Mirror	\$979	\$1,299
P2C2030D4FPFS	Polished Edge, Storage	\$1,049	\$1,379
P2C2030D4FBFS	Bevel Edge, Storage	\$1,049	\$1,379
P2C2030D4FPTU	Polished Edge, Electric	\$1,429	\$1,899
P2C2030D4FBTU	Bevel Edge, Electric	\$1,429	\$1,899
P2C2030D4FPFT	Polished Edge, Storage + Electric	\$1,479	\$1,979
P2C2030D4FBFT	Bevel Edge, Storage + Electric	\$1,479	\$1,979

UPGRADE OPTIONS

Slow-Close Upgrade: Slow-Close Hinges

Magnification Mirror Upgrade: Slow-Close Hinges, Sliding Magnification Mirror

Storage Upgrade: Slow-Close Hinges, Sliding Magnification Mirror, Quick Caddy

Electric Upgrade: Slow-Close Hinges, Magnetic Strip, Interior Lighting, USB Charging Ports, Electrical Outlets, Phone Holder

Storage + Electric Upgrade: Slow-Close Hinges, Sliding Magnification Mirror, Quick Caddy, Magnetic Strip, Interior Lighting, USB Charging Ports, Electrical Outlets, Phone Holder

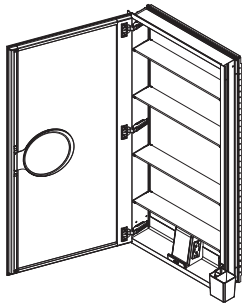
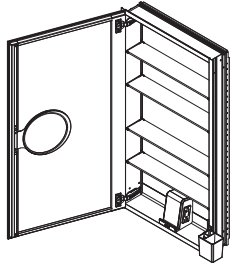
This product ships in multiple boxes. Component details can be requested.

continued on next page »



PL PORTRAY® MEDICINE CABINETS

robern.com/pl-portray



MODEL	DESCRIPTION / UPGRADE OPTIONS	PRICE USD	PRICE CAD
	20" W × 36" H × 4" D (19-1/4" W × 36" H)		
P2C2036D4FPSC	Polished Edge, Slow-Close	\$1,049	\$1,379
P2C2036D4FBSC	Bevel Edge, Slow-Close	\$1,049	\$1,379
P2C2036D4FPMM	Polished Edge, Magnification Mirror	\$1,099	\$1,449
P2C2036D4FBMM	Bevel Edge, Magnification Mirror	\$1,099	\$1,449
P2C2036D4FPFS	Polished Edge, Storage	\$1,149	\$1,529
P2C2036D4FBFS	Bevel Edge, Storage	\$1,149	\$1,529
P2C2036D4FPTU	Polished Edge, Electric	\$1,549	\$2,049
P2C2036D4FBTU	Bevel Edge, Electric	\$1,549	\$2,049
P2C2036D4FPFT	Polished Edge, Storage + Electric	\$1,679	\$2,229
P2C2036D4FBFT	Bevel Edge, Storage + Electric	\$1,679	\$2,229

	20" W × 40" H × 4" D (19-1/4" W × 39-3/8" H)		
P2C2040D4FPSC	Polished Edge, Slow-Close	\$1,129	\$1,479
P2C2040D4FBSC	Bevel Edge, Slow-Close	\$1,129	\$1,479
P2C2040D4FPMM	Polished Edge, Magnification Mirror	\$1,179	\$1,549
P2C2040D4FBMM	Bevel Edge, Magnification Mirror	\$1,179	\$1,549
P2C2040D4FPFS	Polished Edge, Storage	\$1,249	\$1,679
P2C2040D4FBFS	Bevel Edge, Storage	\$1,249	\$1,679
P2C2040D4FPTU	Polished Edge, Electric	\$1,629	\$2,149
P2C2040D4FBTU	Bevel Edge, Electric	\$1,629	\$2,149
P2C2040D4FPFT	Polished Edge, Storage + Electric	\$1,779	\$2,349
P2C2040D4FBFT	Bevel Edge, Storage + Electric	\$1,779	\$2,349

UPGRADE OPTIONS

Slow-Close Upgrade: Slow-Close Hinges

Magnification Mirror Upgrade: Slow-Close Hinges, Sliding Magnification Mirror

Storage Upgrade: Slow-Close Hinges, Sliding Magnification Mirror, Quick Caddy

Electric Upgrade: Slow-Close Hinges, Magnetic Strip, Interior Lighting, USB Charging Ports, Electrical Outlets, Phone Holder

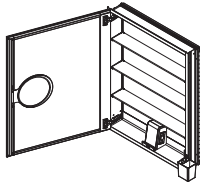
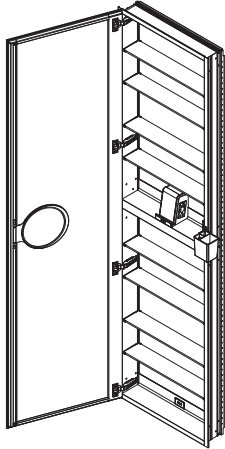
Storage + Electric Upgrade: Slow-Close Hinges, Sliding Magnification Mirror, Quick Caddy, Magnetic Strip, Interior Lighting, USB Charging Ports, Electrical Outlets, Phone Holder

This product ships in multiple boxes. Component details can be requested.

continued on next page »



PL PORTRAY® MEDICINE CABINETS



MODEL	DESCRIPTION / UPGRADE OPTIONS	PRICE USD	PRICE CAD
20" W × 72" H × 4" D (19-1/4" W × 72" H)			
P2C2072D4FPSC	Polished Edge, Slow-Close	\$3,299	\$4,399
P2C2072D4FBSC	Bevel Edge, Slow-Close	\$3,299	\$4,399
P2C2072D4FPMM	Polished Edge, Magnification Mirror	\$3,479	\$4,629
P2C2072D4FBMM	Bevel Edge, Magnification Mirror	\$3,479	\$4,629
P2C2072D4FPFS	Polished Edge, Storage	\$3,549	\$4,729
P2C2072D4FBFS	Bevel Edge, Storage	\$3,549	\$4,729
P2C2072D4FPTU	Polished Edge, Electric	\$3,799	\$5,049
P2C2072D4FBTU	Bevel Edge, Electric	\$3,799	\$5,049
P2C2072D4FPFT	Polished Edge, Storage + Electric	\$4,179	\$5,549
P2C2072D4FBFT	Bevel Edge, Storage + Electric	\$4,179	\$5,549

24" W × 30" H × 4" D (23-1/4" W × 30" H)			
P2C2430D4FPSC	Polished Edge, Slow-Close	\$1,049	\$1,379
P2C2430D4FBSC	Bevel Edge, Slow-Close	\$1,049	\$1,379
P2C2430D4FPMM	Polished Edge, Magnification Mirror	\$1,099	\$1,449
P2C2430D4FBMM	Bevel Edge, Magnification Mirror	\$1,099	\$1,449
P2C2430D4FPFS	Polished Edge, Storage	\$1,149	\$1,529
P2C2430D4FBFS	Bevel Edge, Storage	\$1,149	\$1,529
P2C2430D4FPTU	Polished Edge, Electric	\$1,549	\$2,049
P2C2430D4FBTU	Bevel Edge, Electric	\$1,549	\$2,049
P2C2430D4FPFT	Polished Edge, Storage + Electric	\$1,679	\$2,229
P2C2430D4FBFT	Bevel Edge, Storage + Electric	\$1,679	\$2,229

UPGRADE OPTIONS

Slow-Close Upgrade: Slow-Close Hinges

Magnification Mirror Upgrade: Slow-Close Hinges, Sliding Magnification Mirror

Storage Upgrade: Slow-Close Hinges, Sliding Magnification Mirror, Quick Caddy

Electric Upgrade: Slow-Close Hinges, Magnetic Strip, Interior Lighting, USB Charging Ports, Electrical Outlets, Phone Holder

Storage + Electric Upgrade: Slow-Close Hinges, Sliding Magnification Mirror, Quick Caddy, Magnetic Strip, Interior Lighting, USB Charging Ports, Electrical Outlets, Phone Holder

continued on next page »



PL PORTRAY® MEDICINE CABINETS

robern.com/pl-portray

CABINETS
PL PORTRAY

NICHES

LIGHTING

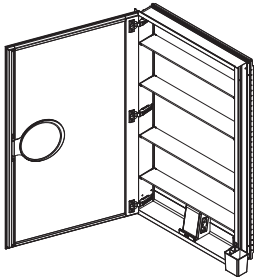
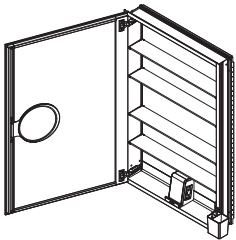
MIRRORS

VANITIES

CRAFT SERIES

MAGNIFICATION
MIRRORS

ACCESSORIES



MODEL	DESCRIPTION / UPGRADE OPTIONS	PRICE USD	PRICE CAD
24" W × 36" H × 4" D (23-¼" W × 36" H)			
P2C2436D4FPSC	Polished Edge, Slow-Close	\$1,129	\$1,479
P2C2436D4FBSC	Bevel Edge, Slow-Close	\$1,129	\$1,479
P2C2436D4FPMM	Polished Edge, Magnification Mirror	\$1,179	\$1,549
P2C2436D4FBMM	Bevel Edge, Magnification Mirror	\$1,179	\$1,549
P2C2436D4FPFS	Polished Edge, Storage	\$1,249	\$1,679
P2C2436D4FBFS	Bevel Edge, Storage	\$1,249	\$1,679
P2C2436D4FPTU	Polished Edge, Electric	\$1,629	\$2,149
P2C2436D4FBTU	Bevel Edge, Electric	\$1,629	\$2,149
P2C2436D4FPFT	Polished Edge, Storage + Electric	\$1,779	\$2,349
P2C2436D4FBFT	Bevel Edge, Storage + Electric	\$1,779	\$2,349

24" W × 40" H × 4" D (23-¼" W × 39-¾" H)			
P2C2440D4FPSC	Polished Edge, Slow-Close	\$1,179	\$1,549
P2C2440D4FBSC	Bevel Edge, Slow-Close	\$1,179	\$1,549
P2C2440D4FPMM	Polished Edge, Magnification Mirror	\$1,249	\$1,679
P2C2440D4FBMM	Bevel Edge, Magnification Mirror	\$1,249	\$1,679
P2C2440D4FPFS	Polished Edge, Storage	\$1,279	\$1,699
P2C2440D4FBFS	Bevel Edge, Storage	\$1,279	\$1,699
P2C2440D4FPTU	Polished Edge, Electric	\$1,679	\$2,229
P2C2440D4FBTU	Bevel Edge, Electric	\$1,679	\$2,229
P2C2440D4FPFT	Polished Edge, Storage + Electric	\$1,829	\$2,429
P2C2440D4FBFT	Bevel Edge, Storage + Electric	\$1,829	\$2,429

UPGRADE OPTIONS

Slow-Close Upgrade: Slow-Close Hinges

Magnification Mirror Upgrade: Slow-Close Hinges, Sliding Magnification Mirror

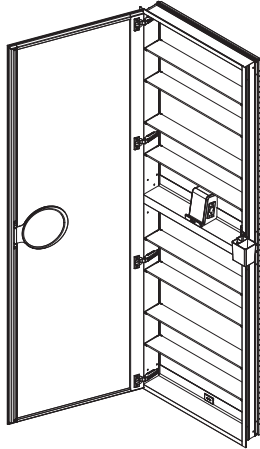
Storage Upgrade: Slow-Close Hinges, Sliding Magnification Mirror, Quick Caddy

Electric Upgrade: Slow-Close Hinges, Magnetic Strip, Interior Lighting, USB Charging Ports, Electrical Outlets, Phone Holder

Storage + Electric Upgrade: Slow-Close Hinges, Sliding Magnification Mirror, Quick Caddy, Magnetic Strip, Interior Lighting, USB Charging Ports, Electrical Outlets, Phone Holder

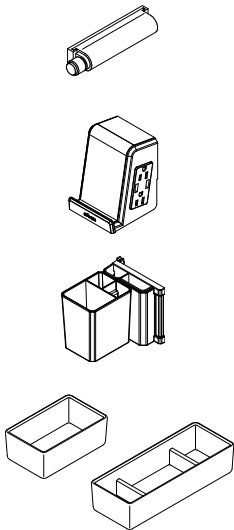


PL PORTRAY® MEDICINE CABINETS



MODEL	DESCRIPTION / UPGRADE OPTIONS	PRICE USD	PRICE CAD
24" W × 72" H × 4" D (23-1/4" W × 72" H)			
P2C2472D4FPSC	Polished Edge, Slow-Close	\$3,729	\$4,949
P2C2472D4FBSC	Bevel Edge, Slow-Close	\$3,729	\$4,949
P2C2472D4FPMM	Polished Edge, Magnification Mirror	\$3,799	\$5,049
P2C2472D4FBMM	Bevel Edge, Magnification Mirror	\$3,799	\$5,049
P2C2472D4FPFS	Polished Edge, Storage	\$3,849	\$5,099
P2C2472D4FBFS	Bevel Edge, Storage	\$3,849	\$5,099
P2C2472D4FPTU	Polished Edge, Electric	\$4,229	\$5,629
P2C2472D4FBTU	Bevel Edge, Electric	\$4,229	\$5,629
P2C2472D4FPFT	Polished Edge, Storage + Electric	\$4,379	\$5,799
P2C2472D4FBFT	Bevel Edge, Storage + Electric	\$4,379	\$5,799

Accessories



Push-to-Open Kit			
P2PUSHKIT	3/4" W × 5/8" H × 3-3/8" D	\$249	\$349
PORTRAY™ Electric Upgrade			
P2ELECTRIC	3-1/2" W × 4-15/16" H × 3-11/16" D	\$499	\$679
PORTRAY Quick Caddy			
QUICKCADDY	2-7/16" W × 3-1/2" H × 4-5/16" D	\$90	\$119
Glass Bins for all Cabinets			
GLASSBIN5.25	3-1/4" W × 5-1/4" H × 2-1/8" D	\$60	\$80
GLASSBIN8.5	3-1/4" W × 8-1/2" H × 2-1/8" D	\$60	\$80

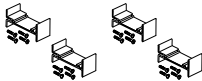
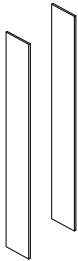
continued on next page »



PL PORTRAY® MEDICINE CABINETS

robern.com/pl-portray

MODEL	DESCRIPTION / UPGRADE OPTIONS	PRICE USD	PRICE CAD
Accessories			
Surface-Mount Kits for 20" H Cabinets			
P2SMKIT20D4P	4" D	\$179	\$229
Surface-Mount Kits for 26" H Cabinets			
P2SMKIT26D4P	4" D	\$179	\$229
Surface-Mount Kits for 30" H Cabinets			
P2SMKIT30D4P	4" D	\$179	\$229
Surface-Mount Kits for 36" H Cabinets			
P2SMKIT36D4P	4" D	\$399	\$529
Surface-Mount Kits for 40" H Cabinets			
P2SMKIT40D4P	4" D	\$399	\$529
Surface-Mount Kits for 72" H Cabinets			
P2SMKIT72D4P	4" D	\$779	\$1,049
Ganging Kits			
P2RMGKIT	For 20", 26", 30", 36" and 40" H Cabinets	\$97	\$129
P2RMGKITFL	For 72" H Cabinets	\$179	\$229
P2SMEXTENDKIT	Extension Kit for > 72" W	\$179	\$229
Multiple Cabinet Surface-Mount and Ganging Kit			
P2SM-GKIT20D4P	20" H x 4" D	\$379	\$499
P2SM-GKIT26D4P	26" H x 4" D	\$379	\$499
P2SM-GKIT30D4P	30" H x 4" D	\$379	\$499
P2SM-GKIT36D4P	36" H x 4" D	\$499	\$679
P2SM-GKIT40D4P	40" H x 4" D	\$499	\$679
P2SM-GKIT72D4P	72" H x 4" D	\$979	\$1,299



CABINETS
PL PORTRAY

NICHE

LIGHTING

MIRRORS

VANITIES

CRAFT SERIES

MAGNIFICATION
MIRRORS

ACCESSORIES



PROFILES® MEDICINE CABINETS



THE BOLD METAL FRAME MAKES A STUNNING FIRST IMPRESSION, WHILE THE CLEVER STORAGE SOLUTIONS WITHIN - LIKE INTEGRATED OUTLETS, USB CHARGING PORTS AND A MAGNETIC TOOL HOLDER - CREATE A LASTING IMPACT. PROFILES MEDICINE CABINETS ARE GANGABLE AND CAN BE EASILY COMBINED TO CREATE ADDITIONAL STORAGE SPACE. IF THE EXTRA SPACE ISN'T NECESSARY, PAIR WITH PROFILES MIRRORS OR PROFILES LIGHTING TO ACHIEVE THE PERFECT LOOK.



Scan here to see the full Profiles collection

DIMENSIONS AND WEIGHT

Dimensions:

- 15-1/4" x 30" (387 mm x 762 mm)
- 15-1/4" x 39-3/8" (387 mm x 1000 mm)
- 15-1/4" x 48" (387 mm x 1219 mm)
- 19-1/4" x 30" (489 mm x 762 mm)
- 19-1/4" x 39-3/8" (489 mm x 1000 mm)
- 19-1/4" x 48" (489 mm x 1219 mm)
- 23-1/4" x 30" (591 mm x 762 mm)
- 23-1/4" x 39-3/8" (591 mm x 1000 mm)
- 23-1/4" x 48" (591 mm x 1219 mm)

Depth: 4" (102 mm), 6" (152 mm - not available for 48" H); 4-11/16" (119 mm) surface-mount; 15/16" (24 mm) when recessed

Net Weight: 17 - 50 lbs

CONFIGURABLE OPTIONS

- Hinge Side:
Reversible, Left or Right Hinge
- Upgrade Options:
No Upgrade, Electric Upgrade
- Metal Finish Options:
Chrome, Polished Nickel,
Matte Black

FEATURES & BENEFITS

- Match all fixtures in your styling space with Profiles metal frame finishes for a coordinated look: Chrome, Polished Nickel, Matte Black
- Modular cabinets can be ganged with Profiles Lighting and Profiles Mirrors with optional ganging kit
- Electric option includes two USB charging ports and one 15A, 120VAC outlets (2 plugs)
- Includes magnetic tool holder (except 12" W electric options)
- Pair with Profiles Mirror when storage is not needed and Profiles Lighting to create task lighting in your styling space
- Create a coordinated ensemble by pairing with Profiles Lighting, Profiles Mirrors and Profiles Vanities
- Constructed to operate in high humidity or damp spaces. ETL/UL Certified for damp locations to UL 962, CSA Standard C22.2 No. 68

CONSTRUCTION

- Durable rust-free anodized aluminum and glass construction - resists intense moisture, ensuring long-lasting beauty
- Satin anodized aluminum body
- Quiet close Safeseal™ Gasket with sealed corners on cabinet body
- 3 mirror design - rear of cabinet and both sides of door
- Concealed finger pull-door edge
- Door opening angle 170 degrees (110 with provided stop):
Blum self-closing hinges
- Adjustable shelving at 2" (51 mm) increments: 3 shelves for 30" H, 4 shelves for 40" H & 48" H
- 1/4" (6 mm) thick adjustable clear glass shelves
- Magnetic area in the rail with cabinet to house magnetic tool holder



PROFILES® MEDICINE CABINETS

robern.com/profiles

CABINETS

NICHES

LIGHTING

MIRRORS

VANITIES

CRAFT SERIES

MAGNIFICATION
MIRRORS

ACCESSORIES

INSTALLATION

- This installation may require more than one person
- Install as a single unit or gang together for a multiple cabinet installation
- Recessed, semi-recessed or surface-mount installation (6" deep cabinets can be semi-recessed by 4")
- Cabinets include hardware for recessed installation. Surface-mount and semi-recess installations require the purchase of a kit which includes the side kit as well as mounting hardware.
- Recessed cabinets project 15/16" from wall and must be recessed no less than 3-3/4" deep
- For ganging with Profiles Lighting or Profiles Mirrors, a ganging kit is needed to ensure flush alignment
- Optional MGKIT includes hardware to gang both sides of a cabinet.
As a result, three cabinets or two cabinets and three lights can be ganged together from one MGKIT.



PROFILES® MEDICINE CABINETS WORKSHEET

Example Model:

P C 1630 D4 T N E 76



Product Line P = Profiles

Category C = Cabinet

Dimensions

- 1630** = 16" W × 30" H
- 1640** = 16" W × 40" H
- 1648** = 16" W × 48" H
- 2030** = 20" W × 30" H
- 2040** = 20" W × 40" H
- 2048** = 20" W × 48" H
- 2430** = 24" W × 30" H
- 2440** = 24" W × 40" H
- 2448** = 24" W × 48" H

Depth

- D4** = 4"
- D6** = 6"

Frame Width T = 3/4"

Hinge Side

- N** = Reversible (Left or Right Hinge)**
- L** = Left
- R** = Right

Upgrade Options

- N** = No Upgrade
- E** = Electric Upgrade (Electrical Outlets, USB Charging Ports)

Metal Finish

- 76** = Chrome
- 77** = Polished Nickel
- 83** = Matte Black

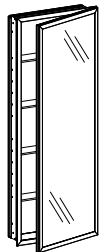
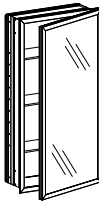
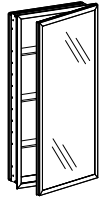
* 48" H not available in 6" Depth

** Reversible available as no upgrade only



PROFILES® MEDICINE CABINETS

robern.com/profiles



MODEL	DESCRIPTION / UPGRADE OPTIONS	PRICE USD	PRICE CAD
16" W × 30" H × 4" D (15-1/4" W × 30" H)			
PC1630D4TNN76	Chrome, Reversible Hinge	\$1,949	\$2,599
PC1630D4TNN77	Polished Nickel, Reversible Hinge	\$1,949	\$2,599
PC1630D4TNN83	Matte Black, Reversible Hinge	\$2,149	\$2,879
PC1630D4TLE76	Chrome, Left Hinge, Electric	\$2,579	\$3,429
PC1630D4TRE76	Chrome, Right Hinge, Electric	\$2,579	\$3,429
PC1630D4TLE77	Polished Nickel, Left Hinge, Electric	\$2,579	\$3,429
PC1630D4TRE77	Polished Nickel, Right Hinge, Electric	\$2,579	\$3,429
PC1630D4TLE83	Matte Black, Left Hinge, Electric	\$2,749	\$3,649
PC1630D4TRE83	Matte Black, Right Hinge, Electric	\$2,749	\$3,649
16" W × 30" H × 6" D (15-1/4" W × 30" H)			
PC1630D6TNN76	Chrome, Reversible Hinge	\$2,399	\$3,199
PC1630D6TNN77	Polished Nickel, Reversible Hinge	\$2,399	\$3,199
PC1630D6TNN83	Matte Black, Reversible Hinge	\$2,579	\$3,429
PC1630D6TLE76	Chrome, Left Hinge, Electric	\$2,999	\$3,999
PC1630D6TRE76	Chrome, Right Hinge, Electric	\$2,999	\$3,999
PC1630D6TLE77	Polished Nickel, Left Hinge, Electric	\$2,999	\$3,999
PC1630D6TRE77	Polished Nickel, Right Hinge, Electric	\$2,999	\$3,999
PC1630D6TLE83	Matte Black, Left Hinge, Electric	\$3,229	\$4,299
PC1630D6TRE83	Matte Black, Right Hinge, Electric	\$3,229	\$4,299
16" W × 40" H × 4" D (15-1/4" W × 39-3/8" H)			
PC1640D4TNN76	Chrome, Reversible Hinge	\$2,349	\$3,129
PC1640D4TNN77	Polished Nickel, Reversible Hinge	\$2,349	\$3,129
PC1640D4TNN83	Matte Black, Reversible Hinge	\$2,529	\$3,349
PC1640D4TLE76	Chrome, Left Hinge, Electric	\$2,949	\$3,929
PC1640D4TRE76	Chrome, Right Hinge, Electric	\$2,949	\$3,929
PC1640D4TLE77	Polished Nickel, Left Hinge, Electric	\$2,949	\$3,929
PC1640D4TRE77	Polished Nickel, Right Hinge, Electric	\$2,949	\$3,929
PC1640D4TLE83	Matte Black, Left Hinge, Electric	\$3,079	\$4,099
PC1640D4TRE83	Matte Black, Right Hinge, Electric	\$3,079	\$4,099

UPGRADE OPTIONS

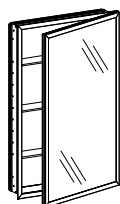
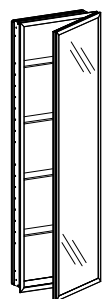
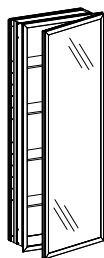
Electric Upgrade: Electrical Outlets, USB Charging Ports

continued on next page »



PROFILES® MEDICINE CABINETS

robern.com/profiles



MODEL	DESCRIPTION / UPGRADE OPTIONS	PRICE USD	PRICE CAD
16" W × 40" H × 6" D (15-1/4" W × 39-3/8" H)			
PC1640D6TNN76	Chrome, Reversible Hinge	\$2,749	\$3,649
PC1640D6TNN77	Polished Nickel, Reversible Hinge	\$2,749	\$3,649
PC1640D6TNN83	Matte Black, Reversible Hinge	\$2,949	\$3,929
PC1640D6TLE76	Chrome, Left Hinge, Electric	\$3,429	\$4,549
PC1640D6TRE76	Chrome, Right Hinge, Electric	\$3,429	\$4,549
PC1640D6TLE77	Polished Nickel, Left Hinge, Electric	\$3,429	\$4,549
PC1640D6TRE77	Polished Nickel, Right Hinge, Electric	\$3,429	\$4,549
PC1640D6TLE83	Matte Black, Left Hinge, Electric	\$3,549	\$4,729
PC1640D6TRE83	Matte Black, Right Hinge, Electric	\$3,549	\$4,729
16" W × 48" H × 4" D (15-1/4" W × 48" H)			
PC1648D4TNN76	Chrome, Reversible Hinge	\$2,749	\$3,649
PC1648D4TNN77	Polished Nickel, Reversible Hinge	\$2,749	\$3,649
PC1648D4TNN83	Matte Black, Reversible Hinge	\$2,879	\$3,849
PC1648D4TLE76	Chrome, Left Hinge, Electric	\$3,399	\$4,499
PC1648D4TRE76	Chrome, Right Hinge, Electric	\$3,399	\$4,499
PC1648D4TLE77	Polished Nickel, Left Hinge, Electric	\$3,399	\$4,499
PC1648D4TRE77	Polished Nickel, Right Hinge, Electric	\$3,399	\$4,499
PC1648D4TLE83	Matte Black, Left Hinge, Electric	\$3,549	\$4,729
PC1648D4TRE83	Matte Black, Right Hinge, Electric	\$3,549	\$4,729
20" W × 30" H × 4" D (19-1/4" W × 30" H)			
PC2030D4TNN76	Chrome, Reversible Hinge	\$2,149	\$2,879
PC2030D4TNN77	Polished Nickel, Reversible Hinge	\$2,149	\$2,879
PC2030D4TNN83	Matte Black, Reversible Hinge	\$2,349	\$3,129
PC2030D4TLE76	Chrome, Left Hinge, Electric	\$2,749	\$3,649
PC2030D4TRE76	Chrome, Right Hinge, Electric	\$2,749	\$3,649
PC2030D4TLE77	Polished Nickel, Left Hinge, Electric	\$2,749	\$3,649
PC2030D4TRE77	Polished Nickel, Right Hinge, Electric	\$2,749	\$3,649
PC2030D4TLE83	Matte Black, Left Hinge, Electric	\$2,949	\$3,929
PC2030D4TRE83	Matte Black, Right Hinge, Electric	\$2,949	\$3,929

UPGRADE OPTIONS

Electric Upgrade: Electrical Outlets, USB Charging Ports

continued on next page »



PROFILES® MEDICINE CABINETS

robern.com/profiles

CABINETS
PROFILES

NICHES

LIGHTING

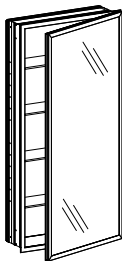
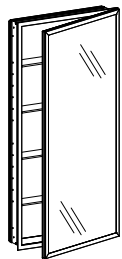
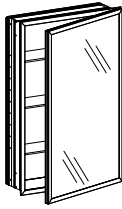
MIRRORS

VANITIES

CRAFT SERIES

MAGNIFICATION
MIRRORS

ACCESSORIES



MODEL	DESCRIPTION / UPGRADE OPTIONS	PRICE USD	PRICE CAD
20"W × 30"H × 6"D (19-1/4"W × 30"H)			
PC2030D6TNN76	Chrome, Reversible Hinge	\$2,579	\$3,429
PC2030D6TNN77	Polished Nickel, Reversible Hinge	\$2,579	\$3,429
PC2030D6TNN83	Matte Black, Reversible Hinge	\$2,749	\$3,649
PC2030D6TLE76	Chrome, Left Hinge, Electric	\$3,229	\$4,299
PC2030D6TRE76	Chrome, Right Hinge, Electric	\$3,229	\$4,299
PC2030D6TLE77	Polished Nickel, Left Hinge, Electric	\$3,229	\$4,299
PC2030D6TRE77	Polished Nickel, Right Hinge, Electric	\$3,229	\$4,299
PC2030D6TLE83	Matte Black, Left Hinge, Electric	\$3,429	\$4,549
PC2030D6TRE83	Matte Black, Right Hinge, Electric	\$3,429	\$4,549
20"W × 40"H × 4"D (19-1/4"W × 39-3/8"H)			
PC2040D4TNN76	Chrome, Reversible Hinge	\$2,529	\$3,349
PC2040D4TNN77	Polished Nickel, Reversible Hinge	\$2,529	\$3,349
PC2040D4TNN83	Matte Black, Reversible Hinge	\$2,629	\$3,499
PC2040D4TLE76	Chrome, Left Hinge, Electric	\$3,079	\$4,099
PC2040D4TRE76	Chrome, Right Hinge, Electric	\$3,079	\$4,099
PC2040D4TLE77	Polished Nickel, Left Hinge, Electric	\$3,079	\$4,099
PC2040D4TRE77	Polished Nickel, Right Hinge, Electric	\$3,079	\$4,099
PC2040D4TLE83	Matte Black, Left Hinge, Electric	\$3,349	\$4,479
PC2040D4TRE83	Matte Black, Right Hinge, Electric	\$3,349	\$4,479
20"W × 40"H × 6"D (19-1/4"W × 39-3/8"H)			
PC2040D6TNN76	Chrome, Reversible Hinge	\$2,949	\$3,929
PC2040D6TNN77	Polished Nickel, Reversible Hinge	\$2,949	\$3,929
PC2040D6TNN83	Matte Black, Reversible Hinge	\$3,079	\$4,099
PC2040D6TLE76	Chrome, Left Hinge, Electric	\$3,549	\$4,729
PC2040D6TRE76	Chrome, Right Hinge, Electric	\$3,549	\$4,729
PC2040D6TLE77	Polished Nickel, Left Hinge, Electric	\$3,549	\$4,729
PC2040D6TRE77	Polished Nickel, Right Hinge, Electric	\$3,549	\$4,729
PC2040D6TLE83	Matte Black, Left Hinge, Electric	\$3,749	\$4,999
PC2040D6TRE83	Matte Black, Right Hinge, Electric	\$3,749	\$4,999

UPGRADE OPTIONS

Electric Upgrade: Electrical Outlets, USB Charging Ports

continued on next page »



PROFILES® MEDICINE CABINETS

CABINETS
PROFILES

NICHES

LIGHTING

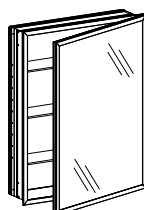
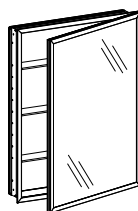
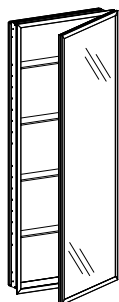
MIRRORS

VANITIES

CRAFT SERIES

MAGNIFICATION
MIRRORS

ACCESSORIES



MODEL	DESCRIPTION / UPGRADE OPTIONS	PRICE USD	PRICE CAD
20" W × 48" H × 4" D (19-1/4" W × 48" H)			
PC2048D4TNN76	Chrome, Reversible Hinge	\$2,879	\$3,849
PC2048D4TNN77	Polished Nickel, Reversible Hinge	\$2,879	\$3,849
PC2048D4TNN83	Matte Black, Reversible Hinge	\$2,999	\$3,999
PC2048D4TLE76	Chrome, Left Hinge, Electric	\$3,549	\$4,729
PC2048D4TRE76	Chrome, Right Hinge, Electric	\$3,549	\$4,729
PC2048D4TLE77	Polished Nickel, Left Hinge, Electric	\$3,549	\$4,729
PC2048D4TRE77	Polished Nickel, Right Hinge, Electric	\$3,549	\$4,729
PC2048D4TLE83	Matte Black, Left Hinge, Electric	\$3,699	\$4,899
PC2048D4TRE83	Matte Black, Right Hinge, Electric	\$3,699	\$4,899
24" W × 30" H × 4" D (23-1/4" W × 30" H)			
PC2430D4TNN76	Chrome, Reversible Hinge	\$2,349	\$3,129
PC2430D4TNN77	Polished Nickel, Reversible Hinge	\$2,349	\$3,129
PC2430D4TNN83	Matte Black, Reversible Hinge	\$2,529	\$3,349
PC2430D4TLE76	Chrome, Left Hinge, Electric	\$2,949	\$3,929
PC2430D4TRE76	Chrome, Right Hinge, Electric	\$2,949	\$3,929
PC2430D4TLE77	Polished Nickel, Left Hinge, Electric	\$2,949	\$3,929
PC2430D4TRE77	Polished Nickel, Right Hinge, Electric	\$2,949	\$3,929
PC2430D4TLE83	Matte Black, Left Hinge, Electric	\$3,079	\$4,099
PC2430D4TRE83	Matte Black, Right Hinge, Electric	\$3,079	\$4,099
24" W × 30" H × 6" D (23-1/4" W × 30" H)			
PC2430D6TNN76	Chrome, Reversible Hinge	\$2,749	\$3,649
PC2430D6TNN77	Polished Nickel, Reversible Hinge	\$2,749	\$3,649
PC2430D6TNN83	Matte Black, Reversible Hinge	\$2,949	\$3,929
PC2430D6TLE76	Chrome, Left Hinge, Electric	\$3,429	\$4,549
PC2430D6TRE76	Chrome, Right Hinge, Electric	\$3,429	\$4,549
PC2430D6TLE77	Polished Nickel, Left Hinge, Electric	\$3,429	\$4,549
PC2430D6TRE77	Polished Nickel, Right Hinge, Electric	\$3,429	\$4,549
PC2430D6TLE83	Matte Black, Left Hinge, Electric	\$3,549	\$4,729
PC2430D6TRE83	Matte Black, Right Hinge, Electric	\$3,549	\$4,729

UPGRADE OPTIONS

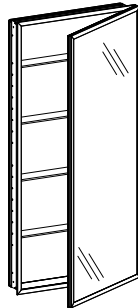
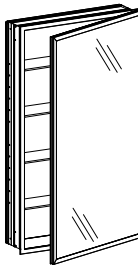
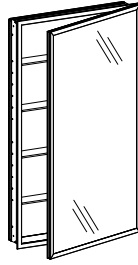
Electric Upgrade: Electrical Outlets, USB Charging Ports

continued on next page »



PROFILES® MEDICINE CABINETS

robern.com/profiles



MODEL	DESCRIPTION / UPGRADE OPTIONS	PRICE USD	PRICE CAD
24" W × 40" H × 4" D (23-1/4" W × 39-3/8" H)			
PC2440D4TNN76	Chrome, Reversible Hinge	\$2,629	\$3,499
PC2440D4TNN77	Polished Nickel, Reversible Hinge	\$2,629	\$3,499
PC2440D4TNN83	Matte Black, Reversible Hinge	\$2,879	\$3,849
PC2440D4TLE76	Chrome, Left Hinge, Electric	\$3,349	\$4,479
PC2440D4TRE76	Chrome, Right Hinge, Electric	\$3,349	\$4,479
PC2440D4TLE77	Polished Nickel, Left Hinge, Electric	\$3,349	\$4,479
PC2440D4TRE77	Polished Nickel, Right Hinge, Electric	\$3,349	\$4,479
PC2440D4TLE83	Matte Black, Left Hinge, Electric	\$3,499	\$4,649
PC2440D4TRE83	Matte Black, Right Hinge, Electric	\$3,499	\$4,649
24" W × 40" H × 6" D (23-1/4" W × 39-3/8" H)			
PC2440D6TNN76	Chrome, Reversible Hinge	\$3,079	\$4,099
PC2440D6TNN77	Polished Nickel, Reversible Hinge	\$3,079	\$4,099
PC2440D6TNN83	Matte Black, Reversible Hinge	\$3,349	\$4,479
PC2440D6TLE76	Chrome, Left Hinge, Electric	\$3,749	\$4,999
PC2440D6TRE76	Chrome, Right Hinge, Electric	\$3,749	\$4,999
PC2440D6TLE77	Polished Nickel, Left Hinge, Electric	\$3,749	\$4,999
PC2440D6TRE77	Polished Nickel, Right Hinge, Electric	\$3,749	\$4,999
PC2440D6TLE83	Matte Black, Left Hinge, Electric	\$3,979	\$5,279
PC2440D6TRE83	Matte Black, Right Hinge, Electric	\$3,979	\$5,279
24" W × 48" H × 4" D (23-1/4" W × 48" H)			
PC2448D4TNN76	Chrome, Reversible Hinge	\$2,999	\$3,999
PC2448D4TNN77	Polished Nickel, Reversible Hinge	\$2,999	\$3,999
PC2448D4TNN83	Matte Black, Reversible Hinge	\$3,299	\$4,399
PC2448D4TLE76	Chrome, Left Hinge, Electric	\$3,699	\$4,899
PC2448D4TRE76	Chrome, Right Hinge, Electric	\$3,699	\$4,899
PC2448D4TLE77	Polished Nickel, Left Hinge, Electric	\$3,699	\$4,899
PC2448D4TRE77	Polished Nickel, Right Hinge, Electric	\$3,699	\$4,899
PC2448D4TLE83	Matte Black, Left Hinge, Electric	\$3,849	\$5,129
PC2448D4TRE83	Matte Black, Right Hinge, Electric	\$3,849	\$5,129

UPGRADE OPTIONS

Electric Upgrade: Electrical Outlets, USB Charging Ports

continued on next page »



PROFILES® MEDICINE CABINETS

MODEL		DESCRIPTION / UPGRADE OPTIONS	PRICE USD	PRICE CAD
Accessories				
	GLASSBIN5.25	Glass Bins for all Cabinets 3-1/4" W × 5-1/4" H × 2-1/8" D	\$60	\$80
	GLASSBIN6.38	4-7/8" W × 6-3/8" H × 2-1/8" D, For 6" D Cabinets	\$60	\$80
	GLASSBIN8.5	3-1/4" W × 8-1/2" H × 2-1/8" D	\$60	\$80
	MA-TRAY2.5	Accessory Trays 2-1/2" W × 3" H × 1-1/2" D, Razor/Phone Holder	\$36	\$48
	MA-TRAY3	3" W × 4-11/16" H × 1-1/2" D	\$36	\$48
	MA-TRAY5	5" W × 4-11/16" H × 1-1/2" D	\$36	\$48
	POMM	Pull-Out Magnification Mirror 8" W × 5-1/8" H × 2-1/2" D, 3×	\$429	\$579
	MPUSHKIT	Push-to-Open Kit 3/4" W × 5/8" H × 3-3/8" D	\$179	\$229
	MSMK30D4P	Surface-Mount Kits for 30" H Cabinets 4" D	\$179	\$229
	MSMK30D6P	6" D	\$299	\$429
	MSMK40D4P	Surface-Mount Kits for 40" H Cabinets 4" D	\$399	\$529
	MSMK40D6P	6" D	\$529	\$699
	MSMK48D4P	Surface-Mount Kits for 48" H Cabinets 4" D	\$529	\$699
	Accessories			
		MSMK30D6SRP	Semi-Recessed Kits for 30" H Cabinets 6" D	\$179
MSMK40D6SRP		Semi-Recessed Kits for 40" H Cabinets 6" D	\$399	\$529
	MGKIT	Ganging Kit	\$97	\$129

continued on next page »




MURRAY HILL™ MEDICINE CABINETS



ARCH
see pg. 93



PILL
see pg. 93



FACETED FRAME
see pg. 93

THREE STUNNING SCULPTURAL FORMS TRANSFORM YOUR SPACE INTO A PERSONAL SANCTUARY WHILE PROVIDING FUNCTIONAL STORAGE WHERE IT'S NEEDED MOST. FROM THE CLEAN LINES AND GRACEFUL CURVES OF THE PILL AND ARCH MEDICINE CABINETS TO THE ELEGANT GEOMETRY OF THE FACET MEDICINE CABINET AND MIRROR, THE MURRAY HILL COLLECTION ADDS DEPTH AND DIMENSION TO YOUR DESIGN.



Scan here to see the full
Murray Hill collection

DIMENSIONS & WEIGHT

Dimensions:

- 19-1/2" x 39-15/16"
(495 mm x 1013 mm) - Arch
- 19-1/2" x 49-1/2"
(495 mm x 1257 mm) - Pill
- 24" x 40-3/4"
(610 mm x 1036 mm) - Facet

Depth: 3-3/16" (81 mm) –
recessed cabinet depth

CONFIGURABLE OPTIONS

- Style: Pill, Arch or Facet
- Upgrade Options:
 - Standard: Slow-Close Hinges, Push-to-Open Kit
 - Electric Upgrade: Sliding Magnification Mirror, Quick Caddy, Magnetic Strip, Interior Lighting, USB Charging Ports, Electrical Outlets, Phone Holder
- Colors & Finishes: Chrome (Facet), Polished Stainless Steel (Pill and Arch) or Matte Black (all)

FEATURES & BENEFITS

- Hand welded, solid stainless steel decorative frame
- Included push-to-open mechanism for easy access
- Cantilever Shelves feature hidden adjustment holes for a clean and custom-built appearance
- Slow-close hinges prevent slamming, reduce wear and tear on your cabinet, and ensure a soft closure every time
- Electric Upgrade:
 - Electric Upgrade accessories designed in a complementary color to match interior and coordinates together for optimal storage and functionality solutions
 - Power when and where you need it most with PORTRAY Electric Upgrade, featuring two USB charging ports (total output 4.2 A, 5V) and one 15A, 120VAC tamper resistant outlet (2 plugs), to provide

**MURRAY HILL™ MEDICINE CABINETS**

power for items such as electric razors and curling irons. Location of USB charging ports and outlet is customer configurable (left or right side of accessory)

- Interior cabinet light turns on when the door is open and off when it is closed, making it easy to find items even when your room is dark. The sensor controlled, low wattage interior LED light is available with the PORTRAY Electric Upgrade and features a warm white (3000K) for a relaxing tone
- Phone holder is available on the front of the PORTRAY Electric Upgrade by providing a shelf to house the phone while plugged into the USB charging port
- Magnetic Storage area on the PORTRAY Electric Upgrade allows for convenient access to small metal implements and to simplify your daily routine with quick access. Location of magnetic storage is customer configurable (left or right side of accessory)
- PORTRAY Sliding Magnification Mirror with 5x magnification to help with those up-close details that is integrated in the door creating a seamless design that allows for ergonomic vertical adjusting. This 6-7/8" diameter round magnification mirror pivots to bring the mirror to your face for ease of use and provides additional ergonomics to allow for mirror movement without smudging the mirror (two hands needed to adjust)
- PORTRAY Quick Caddy features five (5) divided sections - ideal for holding smaller items such as cotton swabs, makeup and makeup brushes - creating a functional accessory that eliminates clutter inside the medicine cabinet and on countertops. This accessory holder pivots to swing outside of the cabinet for access when the medicine cabinet is closed. The bin of three (3) dividers is removable allowing you to access items anywhere and for ease of cleaning
- Ideal for ADA applications
- Constructed to operate in high humidity or damp spaces. PORTRAY Electric Upgrade is ETL Certified for damp locations to UL 1598, CSA Standard C22.2, No.

CONSTRUCTION

- Durable rust-free anodized aluminum and glass construction - resists intense moisture, ensuring long-lasting beauty
- Satin anodized aluminum body with a subtle gray interior
- Three-mirror design provides a mirror on the inside rear of the cabinet and both sides of the door - simplifying the daily routine by providing access to personal items with the use of the mirror at the same time
- Door opening angle 110 degrees: Blum 3-way adjustable soft-close concealed hinges with a built in feature to ease the door closed silently, while the self-closing concealed hinges have a spring built in that catch the door and pulls it closed to tell you that the door is closed
- Configure the interior of your cabinet to accommodate essential items of varying heights, from electric toothbrushes to your favorite fragrance with four (4) 1/4" (6 mm) thick adjustable clear glass shelves that can adjust in 1" (51 mm) increments

- Salt Spray Testing - ASTM Standard for 300 hours performed to test mirror quality against desilvering and degradation resulting from environmental exposure
- Cass Testing - copper test (simulate whole life of product) - accelerated age testing

INSTALLATION

- This installation may require more than one person
- Recessed installation only - hardware included
- Recessed cabinets project 1" from wall for Pill and Arch and 1-1/2" for Facet and must be recessed no less than 3-3/4"
- All cabinets are reversible, allowing the customer to choose orientation for hinges



MURRAY HILL™ MEDICINE CABINETS WORKSHEET

Example Model:

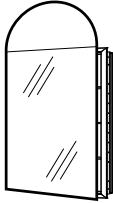
D2 C 2040 D4 MF 76 SP



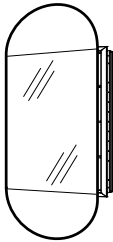
Product Line	D2 = Murray Hill
Category	C = Cabinet
Dimensions	2040 = 20" W × 40" H (Arch) 2050 = 20" W × 50" H (Pill) 2441 = 24" W × 41" H (Facet)
Depth	D4 = 4"
Frame Style	MP = Pill MA = Arch MF = Facet
Metal Finish	76 = Chrome (Facet) 83 = Matte Black 84 = Polished Stainless Steel (Arch and Pill)
Upgrade Options	SP = Slow-Close Hinges, Push-to-Open Kit TP = Electric Upgrade: Magnetic Strip, Interior Lighting, USB Charging Ports, Electrical Outlets, Phone Holder, Sliding Magnification Mirror, Quick Caddy



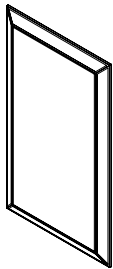
MURRAY HILL™ MEDICINE CABINETS



MODEL	DESCRIPTION / UPGRADE OPTIONS	PRICE USD	PRICE CAD
ARCH	20" W × 30" H × 4" D Recessed Cabinet; 40" H with Frame and Surround		
D2C2040D4MA83SP	Matte Black	\$1,949	\$2,599
D2C2040D4MA83TP	Matte Black, Electric	\$2,499	\$3,329
D2C2040D4MA84SP	Polished Stainless Steel	\$2,249	\$2,979
D2C2040D4MA84TP	Polished Stainless Steel, Electric	\$2,529	\$3,349



PILL	20" W × 30" H × 4" D Recessed Cabinet; 50" H with Frame and Surround		
D2C2050D4MP83SP	Matte Black	\$2,249	\$2,979
D2C2050D4MP83TP	Matte Black, Electric	\$2,779	\$3,699
D2C2050D4MP84SP	Polished Stainless Steel	\$2,529	\$3,349
D2C2050D4MP84TP	Polished Stainless Steel, Electric	\$3,029	\$4,029



FACET	20" W × 36" H × 4" D Recessed Cabinet; 24" W × 41" H with Frame		
D2C2441D4MF76SP	Chrome	\$4,379	\$5,799
D2C2441D4MF76TP	Chrome, Electric	\$4,699	\$6,249
D2C2441D4MF83SP	Matte Black	\$4,379	\$5,799
D2C2441D4MF83TP	Matte Black, Electric	\$4,699	\$6,249

FEATURES

Standard Offering: Slow-Close Hinges, Push-to-Open Kit

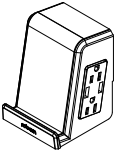
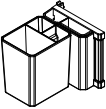
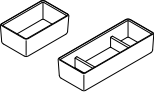
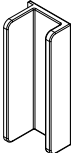
Electric Upgrade: Sliding Magnification Mirror, Quick Caddy, Magnetic Strip, Interior Lighting, USB Charging Ports, Electrical Outlets, Phone Holder

continued on next page »



MURRAY HILL™ MEDICINE CABINETS

robern.com/murray-hill

MODEL	DESCRIPTION / UPGRADE OPTIONS	PRICE USD	PRICE CAD
Accessories			
	PORTRAY™ Electric Upgrade		
	P2ELECTRIC 3-½" W × 4-15/16" H × 3-11/16" D	\$499	\$679
	PORTRAY Quick Caddy		
QUICKCADDY	2-7/16" W × 3-½" H × 4-5/16" D	\$90	\$119
Glass Bins for all Cabinets			
	GLASSBIN5.25 3-¼" W × 5-¼" H × 2-⅛" D	\$60	\$80
	GLASSBIN8.5 3-¼" W × 8-½" H × 2-⅛" D	\$60	\$80
	Handle Kit		
EDGEPUll-84	2-½" W × ⅞" H × ¾" D, Polished Stainless Steel	\$229	\$299



VITALITY®. MEDICINE CABINETS



THE VITALITY MEDICINE CABINET OFFERS A QUALITY LIGHTED MEDICINE CABINET AT AN AFFORDABLE PRICE, MAKING THE SELECTION EASY WITH A SIMPLE OFFERING - 4 OPTIONS FROM 30" TO 40" HIGH- ALL EQUIPPED WITH DIMMABLE INTEGRATED LIGHTING AND INTEGRATED ELECTRICAL PORTS.



Scan here to see the full Vitality collection

DIMENSIONS & WEIGHT

Dimensions:

- 23-1/4" x 30" (591 mm x 762 mm)
- 23-1/4" x 39-3/8" (591 mm x 1000 mm)

Depth: 4-5/8" (117 mm)

Net Weight: 33 - 43 lbs

CONFIGURABLE OPTIONS

- Hinge Side: Left or Right

FEATURES & BENEFITS

- Warm, relaxing tones (3000K) that replicate indoor lighting
- Remarkably accurate color rendering at 90+ CRI, so you can see your truest reflection
- Light direction and output eliminate dark shadows, provides bright even task lighting and rich, saturated tone in your reflection
- Dimmable LED task lighting to 1% lets you select the ideal brightness for any task, using a standard dimmer that works with existing wiring
- Power when and where you need it most, the in-cabinet outlet provides one 15A, 120VAC outlet (2 plugs) for items such as electric razors and toothbrushes

- Customize around your own needs with a modular design. Install as a single unit or gang together for a multiple cabinet installation
- Ideal for ADA applications
- Constructed to operate in high humidity or damp spaces. ETL/UL Certified for damp locations to UL 962, CSA Standard C22.2 No. 68

CONSTRUCTION

- Durable rust-free anodized aluminum and glass construction - resists intense moisture, ensuring long-lasting beauty
- Quiet close Safeseal™ Gasket with sealed corners on cabinet body ensure a quiet, moisture-and dust-resistant interior
- Satin anodized aluminum body
- Quality polished edge mirror
- 3 mirror design - rear of cabinet and both sides of door - simplifies your styling routine with the ability to access to your personal items and use the mirror at the same time
- Concealed finger pull surrounds the door edge for ease of opening
- Blum self-closing hinges provide a door opening angle of 170 degrees (110 degrees with provided stop)
- Configure the interior of your cabinet to accommodate essential items of varying heights, from electric toothbrushes to your favorite fragrance, with 1/4" thick adjustable clear glass shelves that can adjust in 2-inch increments: 3 shelves for 30" H and 4 shelves for 40" H
- Salt Spray Testing - ASTM Standard for 300 hours performed to test mirror quality against desilvering and degradation resulting from environmental exposure
- Cast Testing - copper test (simulate whole life of product) - accelerated age testing
- Secure placement: Independent lab testing of cabinet mounting to ensure that it meets the standard for safety



VITALITY® MEDICINE CABINETS

robern.com/vitality

CABINETS

NICHES

LIGHTING

MIRRORS

VANITIES

CRAFT SERIES

MAGNIFICATION
MIRRORS

ACCESSORIES

INSTALLATION

- This installation may require more than one person
- Compatible with most Triac/Phase-cut dimmers, available separately through electrical supply and home improvement centers
- Recessed or surface-mount installation
- Cabinets include hardware for recessed installation. Surface-mount installations require the purchase of a surface-mount kit which includes the side kit as well as mounting hardware
- Recessed cabinets project 7/8" from wall and must be recessed no less than 3-3/4" deep
- Single field wire into electrical shelf - front access serviceability
- MGKIT includes hardware to gang both sides of a cabinet. As a result, three cabinets can be ganged together from one MGKIT



VITALITY® MEDICINE CABINETS WORKSHEET

Example Model:

Y C 2430 D4 P1 L 3



Product Line	Y = Vitality
Category	C = Cabinet
Dimensions	2430 = 24" W × 30" H 2440 = 24" W × 40" H
Depth	D4 = 4"
Mirror Style	P1 = Polished Edge
Hinge Side	L = Left R = Right
Lighting Options	3 = Warm White (3000K)

NICHES

LIGHTING

MIRRORS

VANITIES

CRAFT SERIES

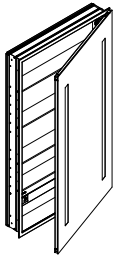
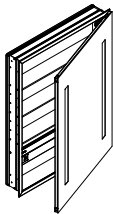
MAGNIFICATION
MIRRORS

ACCESSORIES



VITALITY® MEDICINE CABINETS

robern.com/vitality



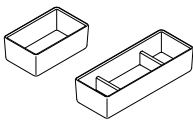
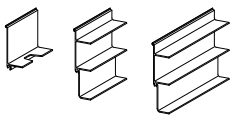



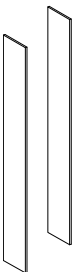
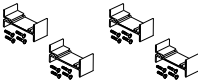
MODEL	DESCRIPTION / UPGRADE OPTIONS	PRICE USD	PRICE CAD
24" W × 30" H × 4" D (23-¼" W × 30" H)			
YC2430D4P1L3	Left Hinge, 3000K	\$1,949	\$2,599
YC2430D4P1R3	Right Hinge, 3000K	\$1,949	\$2,599
24" W × 40" H × 4" D (23-¼" W × 39-¾" H)			
YC2440D4P1L3	Left Hinge, 3000K	\$2,399	\$3,199
YC2440D4P1R3	Right Hinge, 3000K	\$2,399	\$3,199

UPGRADE OPTIONS
3000K: Warm White

continued on next page »



VITALITY® MEDICINE CABINETS

	MODEL	DESCRIPTION / UPGRADE OPTIONS	PRICE USD	PRICE CAD
Accessories				
	GLASSBIN5.25	Glass Bins for all Cabinets 3-1/4" W × 5-1/4" H × 2-1/8" D	\$60	\$80
	GLASSBIN8.5	3-1/4" W × 8-1/2" H × 2-1/8" D	\$60	\$80
	MA-TRAY2.5	Accessory Trays 2-1/2" W × 3" H × 1-1/2" D, Razor/Phone Holder	\$36	\$48
	MA-TRAY3	3" W × 4-11/16" H × 1-1/2" D	\$36	\$48
	MA-TRAY5	5" W × 4-11/16" H × 1-1/2" D	\$36	\$48
	POMM	Pull-Out Magnification Mirror 8" W × 5-1/8" H × 2-1/2" D, 3×	\$429	\$579
	MPUSHKIT	Push-to-Open Kit 3/4" W × 5/8" H × 3-3/8" D	\$179	\$229
	MHANDLEKIT	Handle Kit 3/4" W × 2-9/16" H × 2" D, Chrome	\$299	\$429
	MSMK30D4P	Surface-Mount Kits for 30" H Cabinets 4" D	\$179	\$229
	MSMK40D4P	Surface-Mount Kits for 40" H Cabinets 4" D	\$399	\$529
		Surface-Mount Bottom Kits		
	MGKIT	Ganging Kit	\$97	\$129



MAIN LINE MEDICINE CABINETS



AVAILABLE IN THREE DISTINCTIVE FRAMING PROFILES AND SIX METAL FINISHES, MAIN LINE MEDICINE CABINETS AND MIRRORS BLEND THE WARMTH AND FAMILIARITY OF TRADITIONAL DESIGN ELEMENTS WITH STATE-OF-THE-ART FEATURES THAT ELEVATE YOUR DAILY ROUTINE.



Scan here to see the full Main Line collection

DIMENSIONS & WEIGHT

Dimensions:

- 15-3/8" x 30-1/6"
(391 mm x 764 mm)
- 15-3/8" x 39-3/8"
(391 mm x 1000 mm)
- 19-3/8" x 30-1/6"
(492 mm x 764 mm)
- 19-3/8" x 39-3/8"
(492 mm x 1000 mm)
- 23-3/4" x 30-1/6"
(594 mm x 764 mm)
- 23-3/4" x 39-3/8"
(594 mm x 1000 mm)

Depth: 4" (102 mm)

Net Weight: 36 - 60.8 lbs

CONFIGURABLE OPTIONS

- Styles: Bryn Mawr®, Merion®, Rosemont®
- Upgrade Options:
 - Standard: Slow-Close Hinges, Push-to-Open Kit
 - Electric Upgrade: Sliding Magnification Mirror, Magnetic Strip, Interior Lighting, USB Charging Ports, Electrical Outlets, Phone Holder
- Metal Finish Options: Chrome, Polished Nickel, Nickel, Brushed Bronze, Brushed Black

FEATURES & BENEFITS

- Available in three uniquely designed frame profiles: Bryn Mawr, Merion, Rosemont
- Included push-to-open mechanism for easy access
- Cantilever Shelves feature hidden adjustment holes for a clean and custom-built appearance
- Slow-close hinges prevent slamming, reduce wear and tear on your cabinet, and ensure a soft closure every time
- Electric Upgrade:
 - Electric Upgrade accessories designed in a complementary color to match interior and coordinates together for optimal storage and functionality solutions
 - Power when and where you need it most with PORTRAY Electric Upgrade, featuring two USB charging ports (total output 4.2 A, 5V) and one 15A, 120VAC tamper resistant outlet (2 plugs), to provide power for items such as electric razors and curling irons. Location of USB charging ports and outlet is customer configurable (left or right side of accessory)
 - Interior cabinet light turns on when the door is open and off when it is closed, making it easy to find items even when your room is dark. The sensor controlled, low wattage interior LED light is available with the PORTRAY Electric Upgrade and features a warm white (3000K) for a relaxing tone



MAIN LINE MEDICINE CABINETS

- Phone holder is available on the front of the PORTRAY Electric Upgrade by providing a shelf to house the phone while plugged into the USB charging port
- Magnetic Storage area on the PORTRAY Electric Upgrade allows for convenient access to small metal implements and to simplify your daily routine with quick access. Location of magnetic storage is customer configurable (left or right side of accessory)
- PORTRAY Sliding Magnification Mirror with 5x magnification to help with those up-close details that is integrated in the door creating a seamless design that allows for ergonomic vertical adjusting. This 6-7/8" diameter round magnification mirror pivots to bring the mirror to your face for ease of use and provides additional ergonomics to allow for mirror movement without smudging the mirror (two hands needed to adjust)
- PORTRAY Quick Caddy features five (5) divided sections - ideal for holding smaller items such as cotton swabs, makeup and makeup brushes - creating a functional accessory that eliminates clutter inside the medicine cabinet and on countertops. This accessory holder pivots to swing outside of the cabinet for access when the medicine cabinet is closed. The bin of three (3) dividers is removable allowing you to access items anywhere and for ease of cleaning
- Constructed to operate in high humidity or damp spaces. PORTRAY Electric Upgrade is ETL Certified for damp locations to UL 1598, CSA Standard C22.2, No.

CONSTRUCTION

- Durable rust-free anodized aluminum and glass construction - resists intense moisture, ensuring long-lasting beauty
- Satin anodized aluminum body with a subtle gray interior
- Three-mirror design provides a mirror on the inside rear of the cabinet and both sides of the door - simplifying the daily routine by providing access to personal items with the use of the mirror at the same time
- Door opening angle 110 degrees: Blum 3-way adjustable soft-close concealed hinges with a built in feature to ease the door closed silently, while the self-closing concealed hinges have a spring built in that catch the door and pulls it closed to tell you that the door is closed
- Configure the interior of your cabinet to accommodate essential items of varying heights, from electric toothbrushes to your favorite fragrance with four (4) 1/4" (6 mm) thick adjustable clear glass shelves that can adjust in 1" (51 mm) increments
- Salt Spray Testing - ASTM Standard for 300 hours performed to test mirror quality against desilvering and degradation resulting from environmental exposure
- Cass Testing - copper test (simulate whole life of product) - accelerated age testing

INSTALLATION

- This installation may require more than one person
- Recessed or surface-mount installation
- Cabinets include hardware for recessed installation. Surface-mount installations require the purchase of a kit which includes the side kit as well as mounting hardware.
- Recessed cabinets project 1-1/8" for Bryn Mawr, 1-3/8" for Merion, 1-3/8" for Rosemont and must be recessed no less than 3-3/4" deep
- Electric option cabinet: standard knock out for 1/2" (13mm) cable connector, wired internally - front access serviceability



MAIN LINE MEDICINE CABINETS WORKSHEET

Example Model:

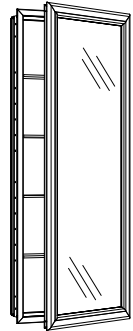
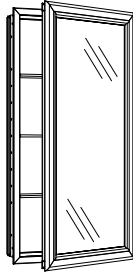
D2 C 1630 D4 BM 66 SC



Product Line	D2 = Main Line
Category	C = Cabinet
Dimensions	1630 = 16" W × 30" H 1640 = 16" W × 40" H 2030 = 20" W × 30" H 2040 = 20" W × 40" H 2430 = 24" W × 30" H 2440 = 24" W × 40" H
Depth	D4 = 4"
Frame Styles	BM = Bryn Mawr® ME = Merion® RM = Rosemont®
Metal Finish	66 = Nickel 74 = Brushed Black 75 = Brushed Bronze 76 = Chrome 77 = Polished Nickel
Package Option	SC = Standard Offering (Slow-Close Hinges) TM = Electric Upgrade (Magnetic Strip, Interior Lighting, USB Charging Ports, Electrical Outlets, Phone Holder and Sliding Magnification Mirror)



MAIN LINE MEDICINE CABINETS



MODEL

DESCRIPTION / UPGRADE OPTIONS

PRICE USD

PRICE CAD

16" W × 30" H × 4" D (15-1/4" W × 30" H)

D2C1630D4__66SC

Nickel, Slow-Close Hinges

\$1,279

\$1,699

D2C1630D4__74SC

Brushed Black, Slow-Close Hinges

\$1,279

\$1,699

D2C1630D4__75SC

Brushed Bronze, Slow-Close Hinges

\$1,279

\$1,699

D2C1630D4__76SC

Chrome, Slow-Close Hinges

\$1,649

\$2,199

D2C1630D4__77SC

Polished Nickel, Slow-Close Hinges

\$1,649

\$2,199

D2C1630D4__66TM

Nickel, Electric Upgrade

\$1,729

\$2,299

D2C1630D4__74TM

Brushed Black, Electric Upgrade

\$1,729

\$2,299

D2C1630D4__75TM

Brushed Bronze, Electric Upgrade

\$1,729

\$2,299

D2C1630D4__76TM

Chrome, Electric Upgrade

\$2,079

\$2,749

D2C1630D4__77TM

Polished Nickel, Electric Upgrade

\$2,079

\$2,749

16" W × 40" H × 4" D (15-1/4" W × 39-3/8" H)

D2C1640D4__66SC

Nickel, Slow-Close Hinges

\$1,649

\$2,199

D2C1640D4__74SC

Brushed Black, Slow-Close Hinges

\$1,649

\$2,199

D2C1640D4__75SC

Brushed Bronze, Slow-Close Hinges

\$1,649

\$2,199

D2C1640D4__76SC

Chrome, Slow-Close Hinges

\$1,999

\$2,649

D2C1640D4__77SC

Polished Nickel, Slow-Close Hinges

\$1,999

\$2,649

D2C1640D4__66TM

Nickel, Electric Upgrade

\$2,079

\$2,749

D2C1640D4__74TM

Brushed Black, Electric Upgrade

\$2,079

\$2,749

D2C1640D4__75TM

Brushed Bronze, Electric Upgrade

\$2,079

\$2,749

D2C1640D4__76TM

Chrome, Electric Upgrade

\$2,399



\$3,199

D2C1640D4__77TM

Polished Nickel, Electric Upgrade

\$2,399

\$3,199

**Bryn Mawr® BM**
1-3/4" frame width**Merion® ME**
2-9/16" frame width**Rosemont® RM**
13/16" frame width

FRAME OPTIONS

Select style by inserting the frame code into the model number (__):

FEATURES

Standard Offering: Slow-Close Hinges

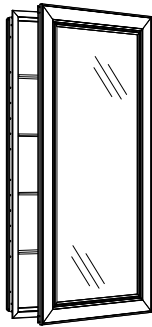
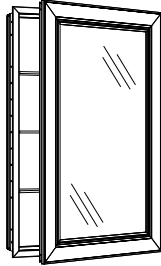
Electric Upgrade: Sliding Magnification Mirror, Magnetic Strip, Interior Lighting, USB Charging Ports, Electrical Outlets, Phone Holder

continued on next page »



MAIN LINE MEDICINE CABINETS

robern.com/main-line



MODEL	DESCRIPTION / UPGRADE OPTIONS	PRICE USD	PRICE CAD
20" W × 30" H × 4" D (19-1/4" W × 30" H)			
D2C2030D4__66SC	Nickel, Slow-Close Hinges	\$1,429	\$1,899
D2C2030D4__74SC	Brushed Black, Slow-Close Hinges	\$1,429	\$1,899
D2C2030D4__75SC	Brushed Bronze, Slow-Close Hinges	\$1,429	\$1,899
D2C2030D4__76SC	Chrome, Slow-Close Hinges	\$1,799	\$2,379
D2C2030D4__77SC	Polished Nickel, Slow-Close Hinges	\$1,799	\$2,379
D2C2030D4__66TM	Nickel, Electric Upgrade	\$1,879	\$2,499
D2C2030D4__74TM	Brushed Black, Electric Upgrade	\$1,879	\$2,499
D2C2030D4__75TM	Brushed Bronze, Electric Upgrade	\$1,879	\$2,499
D2C2030D4__76TM	Chrome, Electric Upgrade	\$2,229	\$2,949
D2C2030D4__77TM	Polished Nickel, Electric Upgrade	\$2,229	\$2,949
20" W × 40" H × 4" D (19-1/4" W × 39-3/8" H)			
D2C2040D4__66SC	Nickel, Slow-Close Hinges	\$1,799	\$2,379
D2C2040D4__74SC	Brushed Black, Slow-Close Hinges	\$1,799	\$2,379
D2C2040D4__75SC	Brushed Bronze, Slow-Close Hinges	\$1,799	\$2,379
D2C2040D4__76SC	Chrome, Slow-Close Hinges	\$2,129	\$2,829
D2C2040D4__77SC	Polished Nickel, Slow-Close Hinges	\$2,129	\$2,829
D2C2040D4__66TM	Nickel, Electric Upgrade	\$2,229	\$2,949
D2C2040D4__74TM	Brushed Black, Electric Upgrade	\$2,229	\$2,949
D2C2040D4__75TM	Brushed Bronze, Electric Upgrade	\$2,229	\$2,949
D2C2040D4__76TM	Chrome, Electric Upgrade	\$2,549	\$3,399
D2C2040D4__77TM	Polished Nickel, Electric Upgrade	\$2,549	\$3,399



Bryn Mawr® BM
1-3/4" frame width



Merion® ME
2-9/16" frame width



Rosemont® RM
13/16" frame width

FRAME OPTIONS

Select style by inserting the frame code into the model number (__):

FEATURES

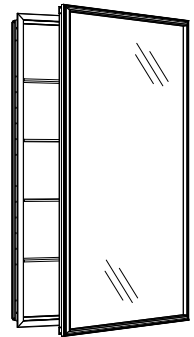
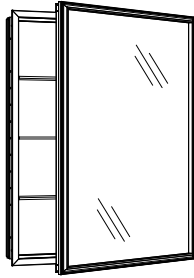
Standard Offering: Slow-Close Hinges

Electric Upgrade: Sliding Magnification Mirror, Magnetic Strip, Interior Lighting, USB Charging Ports, Electrical Outlets, Phone Holder

continued on next page »



MAIN LINE MEDICINE CABINETS



MODEL

DESCRIPTION / UPGRADE OPTIONS

PRICE USD

PRICE CAD

24" W × 30" H × 4" D (23-¾" W × 30" H)

D2C2430D4__66SC

Nickel, Slow-Close Hinges

\$1,649

\$2,199

D2C2430D4__74SC

Brushed Black, Slow-Close Hinges

\$1,649

\$2,199

D2C2430D4__75SC

Brushed Bronze, Slow-Close Hinges

\$1,649

\$2,199

D2C2430D4__76SC

Chrome, Slow-Close Hinges

\$1,999

\$2,649

D2C2430D4__77SC

Polished Nickel, Slow-Close Hinges

\$1,999

\$2,649

D2C2430D4__66TM

Nickel, Electric Upgrade

\$2,079

\$2,749

D2C2430D4__74TM

Brushed Black, Electric Upgrade

\$2,079

\$2,749

D2C2430D4__75TM

Brushed Bronze, Electric Upgrade

\$2,079

\$2,749

D2C2430D4__76TM

Chrome, Electric Upgrade

\$2,399

\$3,199

D2C2430D4__77TM

Polished Nickel, Electric Upgrade

\$2,399

\$3,199

24" W × 40" H × 4" D (23-¾" W × 39-⅝" H)

D2C2440D4__66SC

Nickel, Slow-Close Hinges

\$1,999

\$2,649

D2C2440D4__74SC

Brushed Black, Slow-Close Hinges

\$1,999

\$2,649

D2C2440D4__75SC

Brushed Bronze, Slow-Close Hinges

\$1,999

\$2,649

D2C2440D4__76SC

Chrome, Slow-Close Hinges

\$2,299

\$3,049

D2C2440D4__77SC

Polished Nickel, Slow-Close Hinges

\$2,299

\$3,049

D2C2440D4__66TM

Nickel, Electric Upgrade

\$2,399

\$3,199

D2C2440D4__74TM

Brushed Black, Electric Upgrade

\$2,399

\$3,199

D2C2440D4__75TM

Brushed Bronze, Electric Upgrade

\$2,399

\$3,199

D2C2440D4__76TM

Chrome, Electric Upgrade

\$2,729


\$3,629

D2C2440D4__77TM

Polished Nickel, Electric Upgrade

\$2,729


\$3,629



Bryn Mawr® BM
1-¾" frame width



Merion® ME
2-⅝" frame width



Rosemont® RM
1⅜" frame width

FRAME OPTIONS

Select style by inserting the frame code into the model number (____):

FEATURES

Standard Offering: Slow-Close Hinges

Electric Upgrade: Sliding Magnification Mirror, Magnetic Strip, Interior Lighting, USB Charging Ports, Electrical Outlets, Phone Holder

continued on next page »



MAIN LINE MEDICINE CABINETS

robern.com/main-line

CABINETS
MAIN LINE

NICHE

LIGHTING

MIRRORS

VANITIES

CRAFT SERIES

MAGNIFICATION
MIRRORS

ACCESSORIES



P2PUSHKIT

Push-to-Open Kit

3/4" W x 5/8" H x 3-3/8" D

\$249

\$349



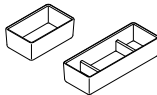
P2ELECTRIC

PORTRAY™ Electric Upgrade

3-1/2" W x 4-15/16" H x 3-11/16" D

\$499

\$679



GLASSBIN5.25

Glass Bins for all Cabinets

3-1/4" W x 5-1/4" H x 2-1/8" D

\$60

\$80

GLASSBIN8.5

3-1/4" W x 8-1/2" H x 2-1/8" D

\$60

\$80



P2SMKIT30D4P

Surface-Mount Kits for 30" H Cabinets

4" D

\$179

\$229

P2SMKIT40D4P

Surface-Mount Kits for 40" H Cabinets


4" D

\$399

\$529



R³® SERIES MEDICINE CABINETS



REVITALIZE YOUR BATHROOM WITH R³ SERIES MEDICINE CABINETS. DESIGNED TO QUICKLY AND SEAMLESSLY REPLACE OLD MEDICINE CABINETS, R³ SERIES CABINETS ARE AN EASY UPGRADE THAT WILL ELEVATE YOUR GROOMING EXPERIENCE AND PROVIDE CONVENIENT BATHROOM STORAGE.



Scan here to see the full R³ collection

DIMENSIONS & WEIGHT

Dimensions:

- 16" x 20" (406 mm x 508 mm)
- 16" x 26" (406 mm x 660 mm)
- 16" x 36" (406 mm x 914 mm)
- 20" x 26" (508 mm x 660 mm)
- 20" x 36" (508 mm x 914 mm)
- 24" x 26" (610 mm x 660 mm)
- 24" x 36" (610 mm x 914 mm)

Depth: 4-3/4" (121 mm)

Net Weight: 15 - 40 lbs

CONFIGURABLE OPTIONS

- Edge Type:
Polished or Bevel Edge

FEATURES & BENEFITS

- 1/2" bevel or polished edge mirror door
- Ideal for remodeling: features 1" (25 mm) flange to hide gaps, paint lines or any wall imperfections
- Slow-close functionality
- Cantilever Shelving: clean interior due to "hidden" shelf adjustments and off-set door hinge
- Thin door and off-set hinge allow for more storage than any cabinet of similar size

- Designed to seamlessly fit in your cabinet, the optional IQ™ Digital Lock Box features improved technology to keep your most important items secure. With key code entry, remote access, and tamper notifications via smartphone, you will have total control over your personal items

CONSTRUCTION

- Durable rust-free anodized aluminum and glass construction - resists intense moisture, ensuring long-lasting beauty
- Satin anodized aluminum body
- 3 mirror design - rear of cabinet and both sides of door
- 108-degree in-set adjustable hinge system
- Two adjustable cantilever glass shelving
- 1/4" (6 mm) thick adjustable clear glass shelves
- Low-profile laminated door design

INSTALLATION

- Recessed or surface-mount installation
- Cabinets include hardware for recessed installation. Surface-mount installations require the purchase of a surface-mount kit which includes the side kit as well as mounting hardware
- Non-handed single door cabinets can be installed with left or right opening. Left or Right = hinge side when facing cabinet
- Recessed cabinets project 1" from wall



R³® SERIES MEDICINE CABINETS WORKSHEET

Example Model:

R C 1620 D4 FP 1



Product Line R = R³ Series

Category C = Cabinet

Dimensions
1620 = 16" W × 20" H
1626 = 16" W × 26" H
1636 = 16" W × 36" H
2026 = 20" W × 26" H
2036 = 20" W × 36" H
2426 = 24" W × 26" H
2436 = 24" W × 36" H

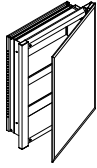
Depth D4 = 4"

Mirror Styles
FP = Polished Edge
FB = Bevel Edge

Cabinet Style 1 = Single Door



R³® SERIES MEDICINE CABINETS


MODEL
DESCRIPTION / UPGRADE OPTIONS
PRICE USD
PRICE CAD
16" W × 20" H × 4" D

RC1620D4FP1

Polished Edge, Reversible Hinge

\$449

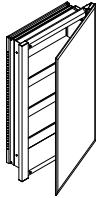
\$599

RC1620D4FB1

Bevel Edge, Reversible Hinge

\$449

\$599



RC1626D4FP1

16" W × 26" H × 4" D

Polished Edge, Reversible Hinge

\$729

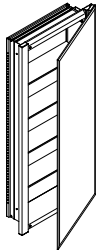
\$979

RC1626D4FB1

Bevel Edge, Reversible Hinge

\$729

\$979



RC1636D4FP1

16" W × 36" H × 4" D

Polished Edge, Reversible Hinge

\$929

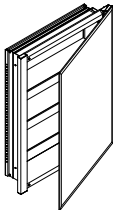
\$1,229

RC1636D4FB1

Bevel Edge, Reversible Hinge

\$929

\$1,229



RC2026D4FP1

20" W × 26" H × 4" D

Polished Edge, Reversible Hinge

\$879

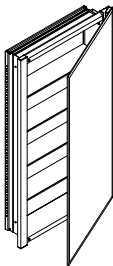
\$1,149

RC2026D4FB1

Bevel Edge, Reversible Hinge

\$879

\$1,149



RC2036D4FP1

20" W × 36" H × 4" D

Polished Edge, Reversible Hinge

\$1,179

\$1,549

RC2036D4FB1

Bevel Edge, Reversible Hinge

\$1,179

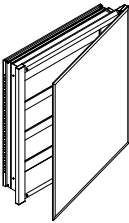
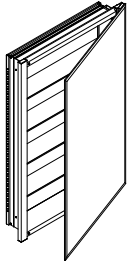
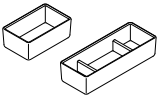
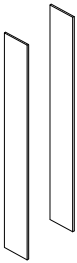
\$1,549

continued on next page »



R³® SERIES MEDICINE CABINETS

robern.com/r3-series

	MODEL	DESCRIPTION / UPGRADE OPTIONS	PRICE USD	PRICE CAD
		24" W x 26" H x 4" D		
	RC2426D4FP1	Polished Edge, Reversible Hinge	\$929	\$1,229
	RC2426D4FB1	Bevel Edge, Reversible Hinge	\$929	\$1,229
		24" W x 36" H x 4" D		
	RC2436D4FP1	Polished Edge, Reversible Hinge	\$1,279	\$1,699
	RC2436D4FB1	Bevel Edge, Reversible Hinge	\$1,279	\$1,699
Accessories				
		Glass Bins for all Cabinets		
	GLASSBIN5.25	3-1/4" W x 5-1/4" H x 2-1/8" D	\$60	\$80
	GLASSBIN8.5	3-1/4" W x 8-1/2" H x 2-1/8" D	\$60	\$80
		Surface-Mount Kits for 20" H Cabinets		
	RSMK20D4P	4" D	\$229	\$299
		Surface-Mount Kits for 26" H Cabinets		
	RSMK26D4P	4" D	\$229	\$299
		Surface-Mount Kits for 36" H Cabinets		
	RSMK36D4P	4" D	\$229	\$299

CABINETS
R3 SERIES

NICHES

LIGHTING

MIRRORS

VANITIES


CRAFT SERIES

MAGNIFICATION
MIRRORS

ACCESSORIES



PL SERIES MEDICINE CABINETS



AFFORDABLE YET LUXURIOUS, PL SERIES CABINETS OFFER RELIABLE PERFORMANCE AND ENDURING VISUAL APPEAL. WITH THEIR MODULAR VERSATILITY, THESE CABINETS CAN BE GANGED OR STACKED TO MEET THE NEEDS OF YOUR SPACE.



Scan here to see the full PL Series collection

DIMENSIONS & WEIGHT

Dimensions:

- 15-1/4" x 30" (387 mm x 762 mm)
- 15-1/4" x 39-3/8" (387 mm x 1000 mm)
- 19-1/4" x 30" (489 mm x 762 mm)
- 19-1/4" x 39-3/8" (489 mm x 1000 mm)
- 23-1/4" x 30" (591 mm x 762 mm)
- 23-1/4" x 39-3/8" (591 mm x 1000 mm)
- 30" x 30" (762 mm x 762 mm)
- 36" x 30" (914 mm x 762 mm)

Depth: 4" (102 mm)

Net Weight: 29.50 - 66.5 lbs

CONFIGURABLE OPTIONS

- Edge Type:
Polished Edge or Bevel Edge;
Three Door is Bevel Edge only
- Hinge Side:
Reversible, Left or Right
- Upgrade Options:
No Upgrade, Electric Upgrade

FEATURES & BENEFITS

- Door styles: Single Door*
- 1/2" bevel or polished edge mirror door
- Electric option includes one 15A, 120VAC outlet (2 plugs); three door cabinet outlet located in the left compartment
- Cabinets can be ganged horizontally or vertically, offering semi-custom configurations
- Pair with modular lighting for a coordinated look
- Constructed to operate in high humidity or damp spaces. ETL/UL Certified for damp locations to UL 962, CSA Standard C22.2 No. 68

CONSTRUCTION

- Durable rust-free anodized aluminum and glass construction – resists intense moisture, ensuring long-lasting beauty
- Satin anodized aluminum body
- Quiet close Safeseal™ Gasket with sealed corners on cabinet body
- 3 mirror design – rear of cabinet and both sides of door
- Concealed finger pull-door edge
- Door opening angle 170 degrees (110 with provided stop):
Blum self-closing hinges (3 door cabinets open 100 degrees)
- 3-way adjustable concealed hinge system
- Adjustable shelving at 2" (51 mm) increments: 3 shelves for 30" H, 4 shelves for 40" H
- 1/4" (6 mm) thick adjustable clear glass shelves
- All 30" and 36" W cabinets have three bevel edge doors



PL SERIES MEDICINE CABINETS

robern.com/pl-series

CABINETS
PL SERIES

NICHES

LIGHTING

MIRRORS

VANITIES

CRAFT SERIES

MAGNIFICATION
MIRRORS

ACCESSORIES

INSTALLATION

- Recessed or surface-mount installation
- Cabinets include hardware for recessed installation. Surface-mount installations require the purchase of a surface-mount kit which includes the side kit as well as mounting hardware.
- Recessed cabinets project 7/8" from wall and must be recessed no less than 3-3/4" deep
- Reversible hinge door cabinets can be installed with left or right opening. Left or Right = hinge side when facing cabinet.
- IQ Digital Lock Box cannot be used with Three Door Cabinets
- PLGKIT includes hardware to gang both sides of a cabinet. As a result, three cabinets can be ganged together from one PLGKIT.



PL SERIES MEDICINE CABINETS WORKSHEET

Example Model:

PL M 1630 G B L E



Product Line	PL = PL Series
Category	M = Cabinet
Dimensions	1630 = 16" W × 30" H 1640 = 16" W × 40" H 2030 = 20" W × 30" H 2040 = 20" W × 40" H 2430 = 24" W × 30" H 2440 = 24" W × 40" H
Interior Color	G = Classic Gray
Mirror Styles	_ = Polished Edge — leave blank with no space B = Bevel Edge
Hinge Side	_ = Reversible (Left or Right Hinge) — leave blank with no space L = Left R = Right
Upgrade Options	_ = No Upgrade — leave blank with no space E = Electric Upgrade (Electrical Outlets, USB Charging Ports)



PL SERIES MEDICINE CABINETS

robern.com/pl-series

CABINETS
PL SERIES

NICHE

LIGHTING

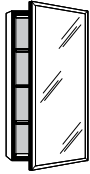
MIRRORS

VANITIES

CRAFT SERIES

MAGNIFICATION
MIRRORS

ACCESSORIES


MODEL
DESCRIPTION / UPGRADE OPTIONS
PRICE USD
PRICE CAD
16" W × 30" H × 4" D (15-1/4" W × 30" H)

PLM1630G

Polished Edge, Reversible Hinge

\$899

\$1,199

PLM1630GB

Bevel Edge, Reversible Hinge

\$899

\$1,199

PLM1630GLE

Polished Edge, Left Hinge, Electric

\$1,479

\$1,979

PLM1630GRE

Polished Edge, Right Hinge, Electric

\$1,479

\$1,979

PLM1630GBLE

Bevel Edge, Left Hinge, Electric

\$1,479

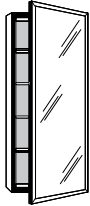
\$1,979

PLM1630GBRE

Bevel Edge, Right Hinge, Electric

\$1,479

\$1,979



PLM1640G

Polished Edge, Reversible Hinge

\$1,149

\$1,529

PLM1640GB

Bevel Edge, Reversible Hinge

\$1,149

\$1,529

PLM1640GLE

Polished Edge, Left Hinge, Electric

\$1,629

\$2,149

PLM1640GRE

Polished Edge, Right Hinge, Electric

\$1,629

\$2,149

PLM1640GBLE

Bevel Edge, Left Hinge, Electric

\$1,629

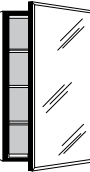
\$2,149

PLM1640GBRE

Bevel Edge, Right Hinge, Electric

\$1,629

\$2,149



PLM2030G

Polished Edge, Reversible Hinge

\$999

\$1,349

PLM2030GB

Bevel Edge, Reversible Hinge

\$999

\$1,349

PLM2030GLE

Polished Edge, Left Hinge, Electric

\$1,579

\$2,079

PLM2030GRE

Polished Edge, Right Hinge, Electric

\$1,579

\$2,079

PLM2030GBLE

Bevel Edge, Left Hinge, Electric

\$1,579

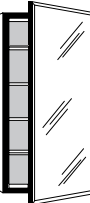
\$2,079

PLM2030GBRE

Bevel Edge, Right Hinge, Electric

\$1,579

\$2,079



PLM2040G

Polished Edge, Reversible Hinge

\$1,229

\$1,629

PLM2040GB

Bevel Edge, Reversible Hinge

\$1,229

\$1,629

PLM2040GLE

Polished Edge, Left Hinge, Electric

\$1,679

\$2,229

PLM2040GRE

Polished Edge, Right Hinge, Electric

\$1,679

\$2,229

PLM2040GBLE

Bevel Edge, Left Hinge, Electric

\$1,679

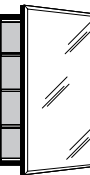
\$2,229

PLM2040GBRE

Bevel Edge, Right Hinge, Electric

\$1,679

\$2,229



PLM2430G

Polished Edge, Reversible Hinge

\$1,149

\$1,529

PLM2430GB

Bevel Edge, Reversible Hinge

\$1,149

\$1,529

PLM2430GLE

Polished Edge, Left Hinge, Electric

\$1,629

\$2,149

PLM2430GRE

Polished Edge, Right Hinge, Electric

\$1,629

\$2,149

PLM2430GBLE

Bevel Edge, Left Hinge, Electric

\$1,629

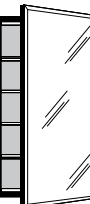
\$2,149

PLM2430GBRE

Bevel Edge, Right Hinge, Electric

\$1,629

\$2,149



PLM2440G

Polished Edge, Reversible Hinge

\$1,279

\$1,699

PLM2440GB

Bevel Edge, Reversible Hinge

\$1,279

\$1,699

PLM2440GLE

Polished Edge, Left Hinge, Electric

\$1,729

\$2,299

PLM2440GRE

Polished Edge, Right Hinge, Electric

\$1,729

\$2,299

PLM2440GBLE

Bevel Edge, Left Hinge, Electric

\$1,729

\$2,299

PLM2440GBRE

Bevel Edge, Right Hinge, Electric

\$1,729

\$2,299

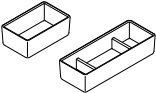
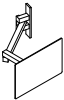


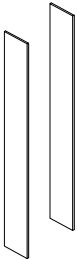
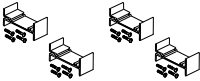
UPGRADE OPTIONS

Electric Upgrade: Electrical Outlets

continued on next page »



PL SERIES MEDICINE CABINETS

	MODEL	DESCRIPTION / UPGRADE OPTIONS	PRICE USD	PRICE CAD
Accessories				
	GLASSBIN5.25	Glass Bins for all Cabinets 3-1/4" W x 5-1/4" H x 2-1/8" D	\$60	\$80
	GLASSBIN8.5	3-1/4" W x 8-1/2" H x 2-1/8" D	\$60	\$80
	POMM	Pull-Out Magnification Mirror 8" W x 5-1/8" H x 2-1/2" D, 3x	\$429	\$579
	MPUSHKIT	Push-to-Open Kit 3/4" W x 5/8" H x 3-3/8" D	\$179	\$229
	MHANDLEKIT	Handle Kit 3/4" W x 2-9/16" H x 2" D, Chrome	\$299	\$429
	PLSMK30D4P	Surface-Mount Kits for 30" H Cabinets 4" D	\$229	\$299
	PLSMK40D4P	Surface-Mount Kits for 40" H Cabinets 4" D	\$399	\$529
	PLGKIT	Ganging Kit	\$97	\$129

UPGRADE OPTIONS

Electric Upgrade: Electrical Outlets

continued on next page »



CABINETS

NICHES

LIGHTING

MIRRORS

VANITIES

CRAFT SERIES

MAGNIFICATION
MIRRORS

ACCESSORIES

NICHES





NICHES: COV™ ILLUMINATED* NICHE

CABINETS

NICHES

LIGHTING


MIRRORS

VANITIES

CRAFT SERIES

MAGNIFICATION
MIRRORS

ACCESSORIES



BUILT TO NEST INTO YOUR WALL, COV IS OUR ILLUMINATED NICHE THAT ALLOWS YOU TO CURATE YOUR BELONGINGS ON DISPLAY—LIKE A MUSEUM OF ONLY YOUR FAVORITE THINGS. WHETHER USED AS A CHARGING STATION OR OPEN STORAGE, COV OFFERS ENDLESS DESIGN APPLICATIONS - WHETHER WITHIN THE STYLING SPACE OR ANYWHERE THROUGHOUT THE HOME.

DIMENSIONS AND WEIGHT

Dimensions (W x H x D):

- 22-½" x 8-⅝"
(571.5 mm x 219 mm)
- Depth: 4" (102 mm)
- Net Weight: 26 lbs

CONFIGURABLE OPTIONS

- Standard: Interior Illumination
- Charging: Interior Illumination, USB Charging Ports, and Electrical Outlets
- Metal Finish Options: Chrome, Matte Black, Matte White

FEATURES & BENEFITS

- Charging version includes two electrical outlets and two USB ports (A&C) to conveniently charge devices like cell phones or digital watches
- Full illumination of niche interior including top illumination paired with glowing frosted glass shelf for soft and dramatic accent lighting
- Integrated light dimmer recessed in product with on/off and dimming
- Install as a standalone niche or integrated within a modular Robern application with compatible products
- Compatible cabinets (24 width only): AiO Reserve, Presence (FP only), and MR Series (E2/E4 only)
- Ideal for ADA applications
- Constructed to operate in high humidity or damp spaces. ETL Certified for damp locations to UL 962, (Not rated for wet applications or environments such as shower enclosures)
- CSA Standard C22.2, No. 68

CONSTRUCTION

- Rust free stainless steel construction
- Salt Spray Testing (ASTM Standard) for 300 hours to ensure durability
- Cass Testing - copper test (simulate whole life of product) - accelerated age testing

INSTALLATION

- This installation may require more than one person
- COV can be installed alone as a recessed application. Modular recessed or surface mount installation options with compatible products - see COV advanced installation guide or spec sheets for details.
- COV includes hardware for recessed installation. See COV Advanced Installation instructions for details for other installations
- Recessed COV project ⅝" from wall and must be recessed no less than 3-¾"



NICHES WORKSHEET

Example Model:

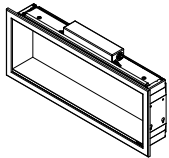
COV 2410 D4 E4 - 76

COV 2410 D4

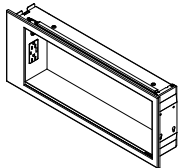
Product Line	COV
Dimension	2410 = 24" W x 10" H
Depth	D4 = 4"
Style	E2 = Interior light E4 = Interior light and outlet with USBs
Finish	63 = White 76 = Chrome 83 = Matte Black



NICHES: COV™ ILLUMINATED NICHE



MODEL	DESCRIPTION / UPGRADE OPTIONS	PRICE USD	PRICE CAD
24" W × 10" H × 4" D (23-¼" W × 10" H)			
COV2410D4E2-76	Chrome, Glow	\$1,379	\$1,829
COV2410D4E2-83	Matte Black, Glow	\$1,379	\$1,829
COV2410D4E2-63	Matte White, Glow	\$1,379	\$1,829



COV2410D4E4-76	Chrome, Charging + Glow	\$1,679	\$2,229
COV2410D4E4-83	Matte Black, Charging + Glow	\$1,679	\$2,229
COV2410D4E4-63	Matte White, Charging + Glow	\$1,679	\$2,229



MODEL	DESCRIPTION / UPGRADE OPTIONS	PRICE USD	PRICE CAD
Surface-Mount Kit			
P2SMKIT40D4P	40" H × 4" D	\$399	\$529

Ganging Kits			
P2RMGKIT	For 40" H Cabinets	\$97	\$129
P2SMEXTENDKIT	Extension Kit for > 72" W	\$179	\$229



Multiple Cabinet Surface-Mount and Ganging Kits`			
P2SM-GKIT40D4P	40" H × 4" D	\$499	\$679



CABINETS

NICHES

LIGHTING

MIRRORS

VANITIES

CRAFT SERIES

MAGNIFICATION
MIRRORS

ACCESSORIES

LIGHTING





LIGHTING

CABINETS

NICHES

LIGHTING

MIRRORS

VANITIES

CRAFT SERIES

MAGNIFICATION
MIRRORS


ACCESSORIES




INLINE 2.0
see pgs.134 –146
modular starting at \$1,329
sconce starting at \$1,149



PROFILES®
see pgs. 141 –145
starting at \$1,649



TENOR™
see pgs.146 –156
modular starting at \$949
sconce starting at \$829



VESPER®
see pgs. 156 –160
starting at \$549*



LIGHTING PRODUCT COMPARISON GUIDE

CABINETS

NICHES

LIGHTING

MIRRORS

VANITIES

CRAFT SERIES

MAGNIFICATION
MIRRORS

ACCESSORIES

COLLECTIONS		INLINE 2.0	PROFILES®	TENOR™	VESPER®
WIDTH					
1-3/8"				•	•
2-3/4"					•
3-1/2"		•	•		
5"			•		
HEIGHT					
30"		•	•	•	•
36"		•		•	•
40"		•	•	•	•
48"		•			
TYPE					
Sconce		•		•	
Modular		•	•	•	•
STYLES					
Frameless		•			•
Framed			•	•	
Decorative				•	
COLOR TEMPERATURE					
Warm White (2700K)			•		
Warm White (3000K)		•		•	•
Cool White (4000K)			•		
Dimmable LED via Third Party Control		•	•	•	•
Tunable LED via SWAY™ Control (2700K-5600K)		•		•	
Variable LED via Third Party Control (2700K-5600K and 3000K-4000K options)			•		



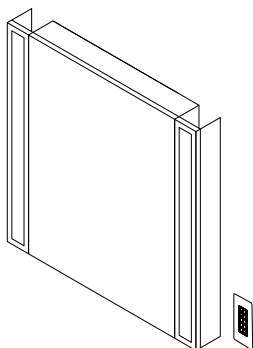
LIGHTING PRODUCT COMPARISON GUIDE

COLLECTIONS	INLINE 2.0	PROFILES®	TENOR™	VESPER®
METAL FINISHES				
Chrome		•		Endcaps
Polished Nickel		•		Endcaps
Brass				Endcaps
Matte Black		•		Endcaps
INSTALLATION TYPE				
Recessed	•	•	•	•
Semi-Recessed	•	•	•	•
Surface-Mount	•	•	•	•
Sold As	Each	Each	Each	Pair/Each**
PAIRS WITH (MODULAR)				
M Series Reserve Cabinets	•		•	•
M Series Cabinets	•		•	•
PL PORTRAY Cabinets	•		•	•
Profiles Cabinets		•		
PL Series Cabinets	•		•	•
Profiles Mirrors		•		
Modular Mirrors		•		
CERTIFICATIONS & CODE COMPLIANCE				
UL/ETL	•	•	•	•
ADD-ON ACCESSORIES				
Ganging Kit	•	•	•	•
Side Kits	•	•	•	•
LEAD TIME				
2 Weeks	•	•	•	•

*Pair for Edgeline, each for Midline and Outline



LIGHTING GANGING REFERENCE



LIGHT / CABINET / LIGHT

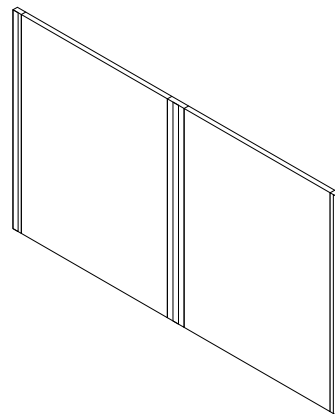
- (2) InLine 2.0 Modular Lighting - MLC30IKSSVC
- (1) M Series Cabinet: MC2430D4FPLE4
- (1) SWAY Light Control - SWAY

Recessed Installation Kit

No Additional Kits Needed

Surface-Mount Installation Kit (shown)

- (2) Side Kits: MSMK30D4P



LIGHT / CABINET / LIGHT / CABINET / LIGHT

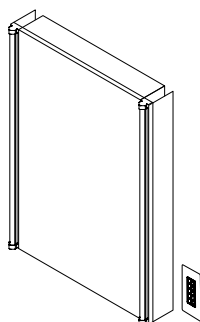
- (1) Vesper Lighting (Edgeline): GLA30ELPS3D
- (1) Vesper Lighting (Midline): GLB30MLSS3D
- (2) PL PORTRAY Cabinets: P2C2430D4FPFT

Recessed Installation Kit (shown)

- (1) Ganging Kit: P2RMGKIT

Surface-Mount Installation Kit

- (2) Surface-Mount and Ganging Kits: P2SM-GKIT30D4P



LIGHT / CABINET / LIGHT

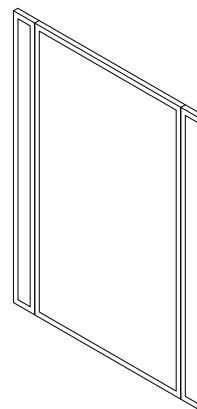
- (2) Tenor Lighting (Diamond): JLA30DKSCVC86
- (1) M Series Reserve Cabinet: MR2030D4FPE4L
- (1) SWAY Control: SWAY

Recessed Installation Kit

No Additional Kits Needed

Surface-Mount Installation Kit (shown)

- (2) Side Kits: P2SMKIT30D4P



LIGHT / CABINET / LIGHT

- (2) Profiles Lighting: PL3.540TLSC76DV
- (1) Profiles Cabinet: PC2440D4TLE76

Recessed Installation Kit (shown)

No Additional Kits Needed

Surface-Mount Installation Kit

- (2) Side Kits: MSMK40D4P



LIGHTING GANGING REFERENCE

CABINETS

NICHES

LIGHTING

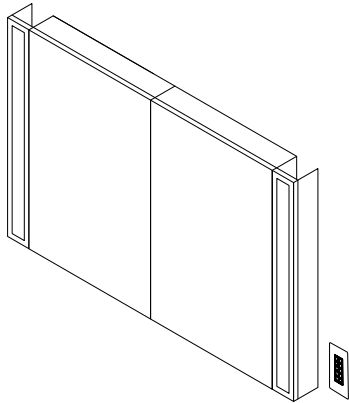
MIRRORS

VANITIES

CRAFT SERIES

MAGNIFICATION
MIRRORS

ACCESSORIES



LIGHT / CABINET / CABINET / LIGHT

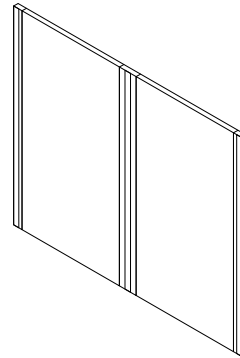
- (2) InLine 2.0 Modular Lighting - MLC30IKSSVC
- (2) PL Series Cabinets: PLM2030G
- (1) SWAY Light Control - SWAY

Recessed Installation Kit

- (1) Ganging Kit: PLGKIT

Surface-Mount Installation Kit (shown)

- (1) Ganging Kit: PLGKIT, (2) Side Kits: PLSMK30D4P



LIGHT / CABINET / LIGHT / CABINET / LIGHT

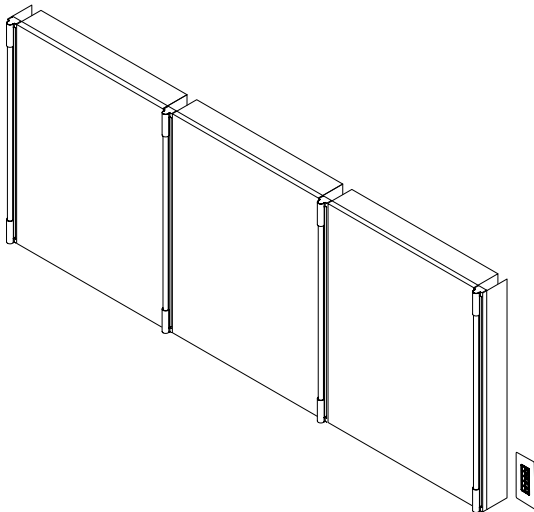
- (1) Vesper Lighting (Edgeline): GLA30ELPS3D
- (1) Vesper Lighting (Midline): GLB30MLSS3D
- (2) M Series Cabinets - MC1630D4FPLE4

Recessed Installation Kit (shown)

- (1) Ganging Kit: MGKIT

Surface-Mount Installation Kit

- (1) Ganging Kit: MGKIT, (2) Side Kits: MSMK30D4P



LIGHT / CABINET / LIGHT / CABINET / LIGHT / CABINET / LIGHT

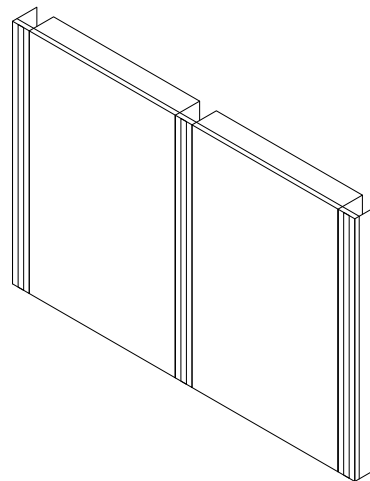
- (4) Tenor Lighting (Round): JLA30RKSCVC77
- (2) M Series Reserve Cabinets: MR2430D4FPE2
- (1) PL PORTRAY Cabinet: P2C2430D4FPFT
- (1) SWAY Control: SWAY

Recessed Installation Kit

- (1) Ganging Kit: P2RMGKIT

Surface-Mount Installation Kit (shown)

- (2) Surface-Mount and Ganging Kits: P2SM-GKIT30D4P
- (1) Extender Ganging Kit: P2SMEXTENDKIT



LIGHT / CABINET / LIGHT / CABINET / LIGHT

- (3) Vesper Lighting (Outline): GLB36ULSS3D
- (2) PL PORTRAY Cabinets: P2C2436D4FPFT

Recessed Installation Kit

- (1) Ganging Kit: P2RMGKIT

Surface-Mount Installation Kit (shown)

- (2) Surface-Mount and Ganging Kits: P2SM-GKIT36D4P



INLINE 2.0 LIGHTING



AVAILABLE IN MODULAR AND SCENCE OPTIONS, INLINE 2.0 LIGHTING ADDS MODERN ELEGANCE TO YOUR DESIGN. PERFECTLY ILLUMINATE ANY TASK WITH DIMMABLE LED LIGHTING AND OUR STATE-OF-THE-ART TUNABLE LIGHTING OPTION.



Scan here to see the full InLine 2.0 collection

DIMENSIONS & WEIGHT

Dimensions (W × H):

- 3-½" × 30" (89mm × 762mm)
- 3-½" × 36" (89mm × 914mm)
- 3-½" × 39-¾" (89mm × 1000mm)
- 3-½" × 48" (89mm × 1219mm)

Depth:

- Modular: 4-5/8" (117mm) surface-mount, 15/16" (24mm) recessed
- Sconce: 1-¼" (32mm) surface-mount

Net Weight: 10 – 15 lbs.

CONFIGURABLE OPTIONS

- Type: Modular Lighting, Sconce Lighting
- Upgrade Options: Dimmable: Dimming to 5%, 3000K; Tunable: Dimming to 5%, Color Temperature Tuning 2700K – 5600K (requires SWAY™ Control, sold separately)

FEATURES & BENEFITS

- Modular lighting has a seamless and flush aesthetic that can be ganged with medicine cabinets
- Sconce design can add precision lighting to the bathroom or enhance any space with an artistic lighting display
- Sconce installation offers incredible design versatility — add task lighting to the bathroom, highlight an architectural feature, or add a touch of artistry anywhere in the home
- Dimmable LEDs add ambiance that can be used as a night light allowing for wayfinding at night and safe trips to the bathroom
- InLine Dimmable Lighting is compatible with most standard residential dimmers; InLine Tunable Lighting utilizes the SWAY Control for full control over dimming and color tuning
- InLine Dimmable provides warm, relaxing tones (3000K) that replicate indoor lighting; InLine Tunable lets you fine-tune your color temperature between warm white (2700K) and bright white (5600K) with the use of the SWAY Control (required)
- Light direction and output eliminate dark shadows, provides bright even lighting and rich, saturated tone in your reflection
- Remarkably accurate color rendering with a CRI value of 90+ and R9 of 50+. An R9 value of 50+ in conjunction with a CRI of 90+ is needed to accurately render colors, bring out skin tones and accurately match makeup to skin tone
- Lighting has been tested and certified to California Title 24 standards and meets JA8 2016 requirements
- Will operate in high humidity or damp spaces. ETL certified to UL 8750 CSA Standard C22.2 No. 250.13



IN LINE 2.0 LIGHTING

robern.com/inline

CONSTRUCTION

- Durable rust-free anodized aluminum and glass construction - resists intense moisture, ensuring long-lasting beauty
- Satin anodized aluminum body
- Front frosted glass lens
- Quality glass diffuser for consistent light output, reducing eye strain with no dark/hot spots
- Fully encased lighting construction eliminating exposed LEDs and electrical components

INSTALLATION

- This installation may require more than one person
- Sold as a single unit (not as pairs)
- Modular lighting adds 3-½" per light to the overall rough-in width
- Modular light fixture comes with ganging hardware to mount to one side of a cabinet. Ganging kit is required when ganging more than one cabinet
- Modular lighting can be surface-mounted with 4" depth (D4) and 6" depth (D6) cabinets (D4 and D6 surface-mount kit required). Can be semi-recessed with 6" (D6) cabinets (D6 semi-recessed kit required) and fully recessed with 4" depth (D4) and 6" depth (D6) cabinets
- Modular lighting ease of installation: build the modular lighting and cabinet configuration prior to placing in the wall using keyhole installation brackets and quick plug-in wire connectors, making installation a cinch
- Sconce ease of installation: no cabinet required, mounts easily to the wall
- Sconce orientation: portrait
- 6' Cat. 5 cable included for connection to SWAY Control or additional InLine lighting (if using InLine Tunable Lighting)
- InLine Dimmable operates on 120VAC 102.6W 60Hz per fixture; InLine Tunable operates on 120VAC 68.4W 60Hz per fixture
- Wired internally - front access serviceability
- Recommended dimmer for fixture (dimmable model only): Lutron C.L Dimmers or Caseta Wireless. This dimmer has a full range control, low light adjustment, stops flickering and last setting memory
- InLine Tunable requires SWAY Control (sold separately) and a decora wall plate



INLINE 2.0 LIGHTING WORKSHEET

robern.com/inline

Example Model:

ML C30 I K S S V C K



Product Line **ML** = Lighting

Dimensions **C30** = 3-1/2" W x 30" H

C36 = 3-1/2" W x 36" H

C40 = 3-1/2" W x 40" H

C48 = 3-1/2" W x 48" H

Product Line **I** = InLine 2.0

Certification **K** = Title 24 Certified LED

Quantity of Lights **S** = Single

Body Finish **S** = Silver

Lighting Options **3** = Warm White* (3000K)

V = Tunable** White/Variable (2700K - 5600K)

Control Type **D** = Dimmable

C = Tunable

Type **[blank]** = Modular

K = Sconce

Notes: *Warm White lighting option available in Dimmable only.

**Tunable White lighting option available in Tunable only.

CABINETS

NICHES

LIGHTING
INLINE 2.0

MIRRORS

VANITIES

CRAFT SERIES

MAGNIFICATION
MIRRORS

ACCESSORIES



INLINE 2.0 MODULAR LIGHTING

robern.com/inline

	MODEL	DESCRIPTION/ UPGRADE OPTIONS	PRICE USD	PRICE CAD
InLine 2.0 Modular Lighting				
		3-1/2" W x 30" H x 15/16" recessed (4-5/8" surface-mount)		
	MLC30IKSS3D	Dimmable: Dimming to 5%, 3000K	\$1,329	\$1,749
	MLC30IKSSVC	Tunable: Dimming to 5%, Color Temperature Tuning 2700K - 5600K*	\$1,499	\$1,999
		3-1/2" W x 36" H x 15/16" recessed (4-5/8" surface-mount)		
	MLC36IKSS3D	Dimmable: Dimming to 5%, 3000K	\$1,399	\$1,849
	MLC36IKSSVC	Tunable: Dimming to 5%, Color Temperature Tuning 2700K - 5600K*	\$1,629	\$2,149
		3-1/2" W x 40" H x 15/16" recessed (4-5/8" surface-mount)		
	MLC40IKSS3D	Dimmable: Dimming to 5%, 3000K	\$1,449	\$1,929
	MLC40IKSSVC	Tunable: Dimming to 5%, Color Temperature Tuning 2700K - 5600K*	\$1,799	\$2,379
		3-1/2" W x 48" H x 15/16" recessed (4-5/8" surface-mount)		
	MLC48IKSS3D	Dimmable: Dimming to 5%, 3000K	\$1,549	\$2,049
	MLC48IKSSVC	Tunable: Dimming to 5%, Color Temperature Tuning 2700K - 5600K*	\$2,079	\$2,749

Accessories for Inline 2.0 Modular Lighting				
	SWAY	Wall Control		
		SWAY™ Control for Tuning and Dimming (requires a decora wall plate - not included)	\$199	\$279

continued on next page »



INLINE 2.0 MODULAR LIGHTING

CABINETS

NICHES

LIGHTING
INLINE 2.0

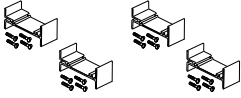

MIRRORS

VANITIES

CRAFT SERIES

MAGNIFICATION
MIRRORS

ACCESSORIES

	MODEL	DESCRIPTION / UPGRADE OPTIONS	PRICE USD	PRICE CAD
Accessories for Inline 2.0 Modular Lighting Only				
	Ganging Kits			
	MGKIT	For M Series 30" and 40" H Cabinets	\$97	\$129
	P2RMGKIT	For M Series Reserve™ and PL PORTRAY™ 20", 26", 30", 36", 40" and 48" H Cabinets	\$97	\$129
	P2SMEXTENDKIT	Extension Kit for > 72" W For M Series Reserve and PL PORTRAY	\$179	\$229
	PLGKIT	For PL Series Cabinets	\$97	\$129
	Surface-Mount Kits for 30" H Cabinets			
	MSMK30D4P	4" D, For M Series Cabinets	\$179	\$229
	P2SMKIT30D4P	4" D, For M Series Reserve and PL PORTRAY Cabinets	\$179	\$229
	P2SM-GKIT30D4P	30" H x 4" D, +Ganging Kit, For M Series Reserve and PL PORTRAY Cabinets	\$379	\$499
	MSMK30D6P	6" D, For M Series Cabinets	\$299	\$429
	P2SMKIT30D6P	6" D, For M Series Reserve Cabinets	\$299	\$429
	P2SM-GKIT30D6P	30" H x 6" D, +Ganging Kit, For M Series Reserve Cabinets	\$429	\$579
	Surface-Mount Kits for 36" H Cabinets			
	P2SMKIT36D4P	4" D, For M Series Reserve and PL PORTRAY Cabinets	\$399	\$529
	P2SM-GKIT36D4P	36" H x 4" D, +Ganging Kit, For M Series Reserve and PL PORTRAY Cabinets	\$499	\$679
	P2SMKIT36D6P	6" D, For M Series Reserve Cabinets	\$479	\$649
	P2SM-GKIT36D6P	36" H x 6" D, +Ganging Kit, For M Series Reserve Cabinets	\$549	\$749
	Surface-Mount Kits for 40" H Cabinets			
	MSMK40D4P	4" D, For M Series Cabinets	\$399	\$529
	P2SMKIT40D4P	4" D, For M Series Reserve and PL PORTRAY Cabinets	\$399	\$529
	P2SM-GKIT40D4P	40" H x 4" D, +Ganging Kit, For M Series Reserve and PL PORTRAY Cabinets	\$499	\$679
	MSMK40D6P	6" D, For M Series Cabinets	\$529	\$699
	P2SMKIT40D6P	6" D, For M Series Reserve Cabinets	\$479	\$649
	P2SM-GKIT40D6P	40" H x 6" D, +Ganging Kit, For M Series Reserve Cabinets	\$549	\$749
	Surface-Mount Kits for 48" H Cabinets			
	MSMK48D4P	4" D, For Profiles	\$529	\$699
	P2SMKIT48D4P	4" D, For M Series Reserve	\$479	\$649
	P2SM-GKIT48D4P	48" H x 4" D, +Ganging Kit, For M Series Reserve Cabinets	\$599	\$779
	P2SMKIT48D6P	6" D, For M Series Reserve	\$549	\$749

continued on next page »



INLINE 2.0 MODULAR LIGHTING

robern.com/inline



MODEL	DESCRIPTION / UPGRADE OPTIONS	PRICE USD	PRICE CAD
P2SM-GKIT48D6P	48" H x 6" D, +Ganging Kit, For M Series Reserve Cabinets	\$679	\$899
Semi-Recessed Kits for 30" H Cabinets			
MSMK30D6SRP	6" D, For M Series Cabinets	\$179	\$229
P2SMKIT30D6SRP	6" D, For M Series Reserve Cabinets	\$299	\$429
P2SM-GKIT30D6SR	30" H x 6" D, +Ganging Kit, For M Series Reserve Cabinets	\$429	\$579
Semi-Recessed Kits for 36" H Cabinets			
P2SMKIT36D6SRP	6" D, For M Series Reserve Cabinets	\$479	\$649
P2SM-GKIT36D6SR	36" H x 6" D, +Ganging Kit, For M Series Reserve Cabinets	\$549	\$749
Semi-Recessed Kits for 40" H Cabinets			
MSMK40D6SRP	6" D, For M Series Cabinets	\$399	\$529
P2SMKIT40D6SRP	6" D, For M Series Reserve Cabinets	\$479	\$649
P2SM-GKIT40D6SR	40" H x 6" D, +Ganging Kit, For M Series Reserve Cabinets	\$549	\$749
Semi-Recessed Kits for 48" H Cabinets			
P2SMKIT48D6SRP	6" D, For M Series Reserve Cabinets	\$549	\$749
P2SM-GKIT48D6SR	48" H x 6" D, +Ganging Kit, For M Series Reserve Cabinets	\$679	\$899

CABINETS

NICHES

LIGHTING
INLINE 2.0

MIRRORS

VANITIES

CRAFT SERIES

MAGNIFICATION
MIRRORS

ACCESSORIES



CABINETS

NICHES

MIRRORS

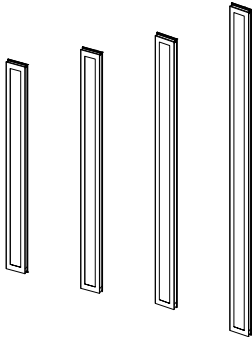
VANITIES

CRAFT SERIES

MAGNIFICATION MIRRORS

ACCESSORIES

INLINE 2.0 SCONCE LIGHTING



MODEL	DESCRIPTION / UPGRADE OPTIONS	PRICE USD	PRICE CAD
InLine 2.0 Sconce			
3-½" W x 30" H x 1-¼" surface-mount			
MLC30IKSS3DK	Dimmable: Dimming to 5%, 3000K	\$1,149	\$1,529
MLC30IKSSVCK	Tunable: Dimming to 5%, Color Temperature Tuning 2700K - 5600K*	\$1,199	\$1,599
3-½" W x 36" H x 1-¼" surface-mount			
MLC36IKSS3DK	Dimmable: Dimming to 5%, 3000K	\$1,199	\$1,599
MLC36IKSSVCK	Tunable: Dimming to 5%, Color Temperature Tuning 2700K - 5600K*	\$1,179	\$1,549
3-½" W x 40" H x 1-¼" surface-mount			
MLC40IKSS3DK	Dimmable: Dimming to 5%, 3000K	\$1,199	\$1,599
MLC40IKSSVCK	Tunable: Dimming to 5%, Color Temperature Tuning 2700K - 5600K*	\$1,399	\$1,849
3-½" W x 48" H x 1-¼" surface-mount			
MLC48IKSS3DK	Dimmable: Dimming to 5%, 3000K	\$1,249	\$1,679
MLC48IKSSVCK	Tunable: Dimming to 5%, Color Temperature Tuning 2700K - 5600K*	\$1,679	\$2,229
Accessories for Inline 2.0 Sconce Lighting			



SWAY	Wall Control		
	SWAY™ Control for Tuning and Dimming (requires a decora wall plate - not included)	\$199	\$279

*Requires SWAY Control, sold separately; see Accessories section.



PROFILES® LIGHTING



BOLD METAL ACCENTS, HIGH QUALITY TASK LIGHTING AND MODULAR DESIGN OFFERS FLEXIBILITY TO CREATE A STORAGE SOLUTION THAT FITS SEAMLESSLY IN ANY SPACE.



Scan here to see the full Profiles collection

DIMENSIONS AND WEIGHT

Dimensions (W × H):

- 3-½" × 30" (89mm × 762mm)
- 3-½" × 39-¾" (89mm × 1000 mm)
- 5" × 30" (127mm × 762mm)
- 5" × 39-¾" (127mm × 1000mm)

Depth: 4-⅝" (117 mm)

surface-mount, ⅞" (22 mm)

when recessed

Net Weight: 10 – 15 lbs.

CONFIGURABLE OPTIONS

- Metal Frame Finish: Chrome, Polished Nickel, Matte Black
- Lighting Options: Warm White (2700K), Cool White (4000K), Variable (2700K – 5600K)

FEATURES & BENEFITS

- Create a coordinated ensemble by pairing with Profiles Medicine Cabinets, Profiles Mirrors and Profiles Vanities
- Match all fixtures in your styling space with Profiles metal frame finishes for coordinated look: Chrome, Polished Nickel, Matte Black

- Modular lighting can be ganged with Profiles Medicine Cabinets and Profiles Mirrors
- Choose between warm, relaxing tones (2700K) that replicate indoor lighting and cool, invigorating tones (4000K), which simulate bright daylight or choose variable lighting that lets you fine-tune your color temperature between warm white (2700K) and bright white (5600K) with the use of dimmers
- Remarkably accurate color rendering with a CRI value of 90+ and R9 of 50+, so you can see your truest reflection
- Light direction and output eliminate dark shadows, provides bright even task lighting and rich, saturated tone in your reflection
- Dimmable LED task lighting to 1% lets you select the ideal brightness for any task, using a standard residential dimmer that works with your home's existing wiring
- Constructed to operate in high humidity or damp spaces. ETL/UL Certified for damp locations to UL 1598 CSA Standard C22.2 No. 250.0

CONSTRUCTION

- Durable rust-free anodized aluminum and glass construction – resists intense moisture, ensuring long-lasting beauty
- Satin anodized aluminum back frame
- Front frosted glass lens
- Internal light diffuser evenly distributes light

CABINETS

NICHES

LIGHTING
PROFILES

MIRRORS

VANITIES

CRAFT SERIES

MAGNIFICATION
MIRRORS

ACCESSORIES



PROFILES® LIGHTING

robern.com/profiles

INSTALLATION

- This installation may require more than one person
- Sold as a single unit (not as pairs)
- Fixture adds 3-½" or 5" per light to the overall rough-in width
- Can be recessed or surface-mount with 4" depth (D4) cabinets (D4 surface-mount kit required) and fully recessed with 6" depth (D6) cabinets
- Ganging kit required if used to mount with multiple cabinets – light comes with ganging hardware on one side
- Operates on 120VAC and 0.5A (2700K/4000K) or 1.0A (variable) per fixture
- Glass lens plane sits flush when paired with a Profiles Medicine Cabinet and Mirror (the mirror when used with ganging kit)
- Wired internally – front access serviceability
- Recommended dimmer for Profile fixture: Lutron Diva ELV Dimmer (Model DVELV300P) or Caseta Wireless ELV Dimmer (Model PD5NE). These dimmers have full range control, low light adjustment, stop flickering and last setting memory

CABINETS

NICHES

LIGHTING
PROFILES

MIRRORS

VANITIES

CRAFT SERIES

MAGNIFICATION
MIRRORS

ACCESSORIES



PROFILES® LIGHTING WORKSHEET

robern.com/profiles

CABINETS

NICHES

LIGHTING
PROFILES

MIRRORS

VANITIES

CRAFT SERIES

MAGNIFICATION
MIRRORS

ACCESSORIES

Example Model:

P L 3.530 T L S C 76 D 3

		P	L	3.530	T	L	S	C	76	D	3
		P	L		T	L	S	C		D	
Product Line	P = Profiles										
Category	L = Lighting										
Dimensions	3.530 = 3-½" W × 30" H 3.540 = 3-½" W × 40" H 5.030 = 5" W × 30" H 5.040 = 5" W × 40" H										
Frame Width	T = ¾"										
Light Type	L = LED										
Color	S = Silver										
Lens Type	C = Clear										
Finishes	76 = Chrome 77 = Polished Nickel 83 = Matte Black										
Dimmable	D = Dimmable										
Lighting Options	3 = Warm White (2700K) 4 = Cool White (4000K) V = Variable (3000K - 4000K)										



PROFILES® LIGHTING

MODEL	DESCRIPTION / UPGRADE OPTIONS	PRICE USD	PRICE CAD
3-½" W × 30" H × 4-⅝" D			
PL3.530TLSC76D3	Chrome, 2700K (shown)	\$1,649	\$2,199
PL3.530TLSC76D4	Chrome, 4000K	\$1,649	\$2,199
PL3.530TLSC77D3	Polished Nickel, 2700K	\$1,649	\$2,199
PL3.530TLSC77D4	Polished Nickel, 4000K	\$1,649	\$2,199
PL3.530TLSC83D3	Matte Black, 2700K	\$1,879	\$2,499
PL3.530TLSC83D4	Matte Black, 4000K	\$1,879	\$2,499
PL3.530TLSC76DV	Chrome, Variable (2700K-5600K)	\$1,929	\$2,579
PL3.530TLSC77DV	Polished Nickel, Variable (2700K-5600K)	\$1,929	\$2,579
PL3.530TLSC83DV	Matte Black, Variable (2700K-5600K)	\$2,129	\$2,829
3-½" W × 40" H × 4-⅝" D (3-½" W × 39-⅜" H)			
PL3.540TLSC76D3	Chrome, 2700K	\$2,029	\$2,679
PL3.540TLSC76D4	Chrome, 4000K	\$2,029	\$2,679
PL3.540TLSC77D3	Polished Nickel, 2700K	\$2,029	\$2,679
PL3.540TLSC77D4	Polished Nickel, 4000K	\$2,029	\$2,679
PL3.540TLSC83D3	Matte Black, 2700K	\$2,279	\$3,029
PL3.540TLSC83D4	Matte Black, 4000K	\$2,279	\$3,029
PL3.540TLSC76DV	Chrome, Variable (2700K-5600K)	\$2,349	\$3,129
PL3.540TLSC77DV	Polished Nickel, Variable (2700K-5600K)	\$2,349	\$3,129
PL3.540TLSC83DV	Matte Black, Variable (2700K-5600K)	\$2,549	\$3,399
5" W × 30" H × 4-⅝" D			
PL5.030TLSC76D3	Chrome, 2700K	\$2,279	\$3,029
PL5.030TLSC76D4	Chrome, 4000K (shown)	\$2,279	\$3,029
PL5.030TLSC77D3	Polished Nickel, 2700K	\$2,279	\$3,029
PL5.030TLSC77D4	Polished Nickel, 4000K	\$2,279	\$3,029
PL5.030TLSC83D3	Matte Black, 2700K	\$2,449	\$3,249
PL5.030TLSC83D4	Matte Black, 4000K	\$2,449	\$3,249
PL5.030TLSC76DV	Chrome, Variable (2700K-5600K)	\$2,549	\$3,399
PL5.030TLSC77DV	Polished Nickel, Variable (2700K-5600K)	\$2,549	\$3,399
PL5.030TLSC83DV	Matte Black, Variable (2700K-5600K)	\$2,679	\$3,579



CABINETS

NICHES

LIGHTING
PROFILES

MIRRORS

VANITIES

CRAFT SERIES

MAGNIFICATION
MIRRORS

ACCESSORIES

continued on next page »



PROFILES® LIGHTING

robern.com/profiles

CABINETS

NICHE

LIGHTING
PROFILES

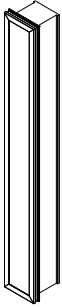
MIRRORS

VANITIES

CRAFT SERIES

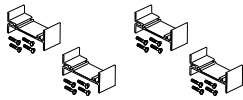
MAGNIFICATION
MIRRORS

ACCESSORIES



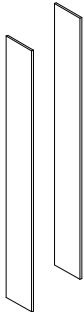
MODEL	DESCRIPTION / UPGRADE OPTIONS	PRICE USD	PRICE CAD
	5" W × 40" H × 4-5/8" D (5" W × 39-3/8" H)		
PL5.040TLSC76D3	Chrome, 2700K	\$2,629	\$3,499
PL5.040TLSC76D4	Chrome, 4000K	\$2,629	\$3,499
PL5.040TLSC77D3	Polished Nickel, 2700K	\$2,629	\$3,499
PL5.040TLSC77D4	Polished Nickel, 4000K	\$2,629	\$3,499
PL5.040TLSC83D3	Matte Black, 2700K	\$2,749	\$3,649
PL5.040TLSC83D4	Matte Black, 4000K	\$2,749	\$3,649
PL5.040TLSC76DV	Chrome, Tunable (2700K-5600K)	\$2,879	\$3,849
PL5.040TLSC77DV	Polished Nickel, Tunable (2700K-5600K)	\$2,879	\$3,849
PL5.040TLSC83DV	Matte Black, Tunable (2700K-5600K)	\$3,029	\$4,029

Accessories



Ganging Kits

MGKIT	For Profiles 30" and 40" H Cabinets	\$97	\$129
-------	-------------------------------------	------	-------

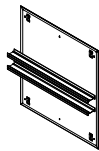


Surface-Mount Kits for 30" H Cabinets

MSMK30D4P	4" D (Profiles)	\$179	\$229
MSMK30D6P	6" D (Profiles)	\$299	\$429

Surface-Mount Kits for 40" H Cabinets

MSMK40D4P	4" D (Profiles)	\$399	\$529
MSMK40D6P	6" D (Profiles)	\$529	\$699




Ganging Kits For Profiles® Mirrors

PMGKIT2430	For 24" W × 30" H Mirrors	\$629	\$829
PMGKIT2440	For 24" W × 40" H Mirrors	\$629	\$829
PMGKIT3030	For 30" W × 30" H Mirrors	\$679	\$899
PMGKIT3040	For 30" W × 40" H Mirrors	\$679	\$899
PMGKIT3630	For 36" W × 30" H Mirrors	\$729	\$979
PMGKIT3640	For 36" W × 40" H Mirrors	\$729	\$979



TENOR™ LIGHTING



AVAILABLE IN MODULAR AND SCENCE OPTIONS, SET THE IDEAL AMBIANCE FOR ANY OCCASION WITH TWO LEVELS OF LIGHTING CONTROL. TENOR DIMMABLE PROVIDES ENERGY-EFFICIENT LED LIGHTING WITH FLICKER-FREE DIMMING FOR IDEAL BRIGHTNESS. TENOR TUNABLE PAIRS WITH OUR PROPRIETARY SWAY CONTROL FOR ONE-TOUCH DIMMING, COLOR TUNING, AND PERSONALIZED PRESETS.



Scan here to see the full Tenor collection

DIMENSIONS AND WEIGHT

Dimensions (W × H):

- 1-3/8" × 30" (35mm × 762mm)
- 1-3/8" × 36" (35mm × 914mm)
- 1-3/8" × 39-3/8" (35mm × 1000mm)

Depth:

- Modular: 5-1/2" (140mm) surface-mount, 1-3/4" (44mm) recessed
- Sconce: 1-3/4" (44mm) surface-mount

Net Weight: 5 lbs.

CONFIGURABLE OPTIONS

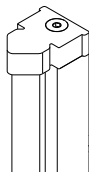
- Styles: Diamond, Fluted, Round
- Type: Modular Lighting, Sconce Lighting

- Upgrade Options: Dimmable: Dimming to 5%, 3000K; Tunable: Dimming to 5%, Color Temperature Tuning 2700K - 5600K (requires SWAY™ Control, sold separately)
- Metal Finishes: Chrome, Polished Nickel, Brass, Matte Black

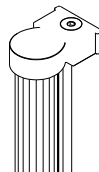
FEATURES & BENEFITS

- Luxury decorative light design
- Modular lighting is designed for easy, modular installation with medicine cabinets
- Sconce design can add precision lighting to the bathroom or enhance any space with an artistic lighting display
- Sconce installation offers incredible design versatility — add task lighting to the bathroom, highlight an architectural feature, or add a touch of artistry anywhere in the home
- Dimmable LEDs add ambiance that can be used as a night light allowing for wayfinding at night and safe trips to the bathroom
- Tenor Dimmable Lighting is compatible with most standard residential dimmers; Tenor Tunable Lighting utilizes the SWAY Control for full control over dimming and color tuning
- Tenor Dimmable provides warm, relaxing tones (3000K) that replicate indoor lighting; Tenor Tunable lets you fine-tune your color temperature between warm white (2700K) and bright white (5600K) with the use of the SWAY Control (required)

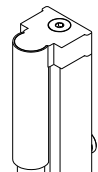

DIAMOND



FLUTED



ROUND





TENOR™ LIGHTING

robern.com/tenor

- Light direction and output eliminate dark shadows, provides bright even lighting and rich, saturated tone in your reflection
- Remarkably accurate color rendering with a CRI value of 90+ and R9 of 50+. An R9 value of 50+ in conjunction with a CRI of 90+ is needed to accurately render colors, bring out skin tones and accurately match makeup to skin tone
- Lighting has been tested and certified to California Title 24 standards and meets JA8 2016 requirements
- Will operate in high humidity or damp spaces. ETL certified to UL 8750 CSA Standard C22.2 No. 250.13

CONSTRUCTION

- Durable rust-free aluminum and glass construction – glass resists intense moisture, ensuring long-lasting beauty
- Chrome plated back frame
- Quality glass diffuser for consistent light output, reducing eye strain with no dark/hot spots
- Fully encased lighting construction eliminating exposed LEDs and electrical components

INSTALLATION

- This installation may require more than one person
- Sold as a single unit (not as pairs)
- Modular lighting adds 3-½" per light to the overall rough-in width
- Modular light fixture comes with ganging hardware to mount to one side of a cabinet. Ganging kit is required when ganging more than one cabinet
- Hinge stop required for door hinge swing greater than 110° with modular lighting (included with medicine cabinet)
- Modular lighting can be surface-mounted with 4" depth (D4) and 6" depth (D6) cabinets (D4 and D6 surface-mount kit required). Can be semi-recessed with 6" (D6) cabinets (D6 semi-recessed kit required) and fully recessed with 4" depth (D4) and 6" depth (D6) cabinets
- Modular lighting ease of installation: build the modular lighting and cabinet configuration prior to placing in the wall using keyhole installation brackets and quick plug-in wire connectors, making installation a cinch
- Sconce ease of installation: no cabinet required, mounts easily to the wall

- Sconce orientation: Any orientation on the wall
6' Cat. 5 cable included for connection to SWAY Control or additional Tenor lighting (if using Tenor Tunable Lighting)
- Tenor Dimmable operates on 120VAC 102.6W 60Hz per fixture; Tenor Tunable operates on 120VAC 68.4W 60Hz per fixture
- Wired internally – front access serviceability
- Recommended dimmer for fixture (dimmable model only): Lutron C.L Dimmers or Caseta Wireless. This dimmer has a full range control, low light adjustment, stops flickering and last setting memory
- Tenor Tunable requires SWAY Control (sold separately) and a decora wall plate

CABINETS

NICHERS

LIGHTING
TENOR

MIRRORS

VANITIES

CRAFT SERIES

MAGNIFICATION
MIRRORS

ACCESSORIES



TENOR™ LIGHTING WORKSHEET

Example Model:

J L A40 D K S C V C 86

J L A40 D K S C V C 86

Product Line **J = Tenor**

Category **L = Lighting**

Dimensions **A30 = 1-3/8" W x 30" H**

A36 = 1-3/8" W x 36" H

A40 = 1-3/8" W x 40" H

Lighting Style **D = Diamond**

F = Fluted

R = Round

Light Type **K = Title 24 Certified LED**

Quantity of Lights **S = Single**

Body Finish **C = Chrome**

Lighting Option **3 = Warm White (3000K)***

V = Tunable White (2700K - 5600K)*

Control Type **D = Dimmable**

C = Tunable

Endcap Finishes **76 = Chrome**

77 = Polished Nickel

83 = Matte Black

86 = Brass

Type **[blank] = Modular**

K = Sconce

Notes: *Warm White lighting option available in Dimmable only.

Tunable White lighting option available in Tunable only.

CABINETS

NICHES

LIGHTING
TENOR

MIRRORS

VANITIES




CRAFT SERIES

MAGNIFICATION
MIRRORS

ACCESSORIES

**TENOR™ MODULAR LIGHTING**

robern.com/tenor

	MODEL	DESCRIPTION / UPGRADE OPTIONS	PRICE USD	PRICE CAD
	Tenor Lighting (price per single light)			
	Diamond	1-3/8" W × 30" H × 1-3/4" D		
	JLA30DKSC3D76	Chrome, Dimmable: Dimming to 5%, 3000K	\$949	\$1,279
	JLA30DKSC3D77	Polished Nickel, Dimmable: Dimming to 5%, 3000K	\$1,099	\$1,449
	JLA30DKSC3D83	Matte Black, Dimmable: Dimming to 5%, 3000K	\$1,099	\$1,449
	JLA30DKSC3D86	Brass, Dimmable: Dimming to 5%, 3000K	\$1,099	\$1,449
	JLA30DKSCVC76	Chrome, Tunable: Dimming to 5%, Color Temperature Tuning 2700K - 5600K*	\$1,579	\$2,079
	JLA30DKSCVC77	Polished Nickel, Tunable: Dimming to 5%, Color Temperature Tuning 2700K - 5600K*	\$1,699	\$2,279
	JLA30DKSCVC83	Matte Black, Tunable: Dimming to 5%, Color Temperature Tuning 2700K - 5600K*	\$1,699	\$2,279
	Diamond	1-3/8" W × 36" H × 1-3/4" D		
	JLA36DKSC3D76	Chrome, Dimmable: Dimming to 5%, 3000K	\$1,049	\$1,399
	JLA36DKSC3D77	Polished Nickel, Dimmable: Dimming to 5%, 3000K	\$1,199	\$1,599
	JLA36DKSC3D83	Matte Black, Dimmable: Dimming to 5%, 3000K	\$1,199	\$1,599
	JLA36DKSC3D86	Brass, Dimmable: Dimming to 5%, 3000K	\$1,199	\$1,599
	JLA36DKSCVC76	Chrome, Tunable: Dimming to 5%, Color Temperature Tuning 2700K - 5600K*	\$1,679	\$2,229
	JLA36DKSCVC77	Polished Nickel, Tunable: Dimming to 5%, Color Temperature Tuning 2700K - 5600K*	\$1,829	\$2,429
	JLA36DKSCVC83	Matte Black, Tunable: Dimming to 5%, Color Temperature Tuning 2700K - 5600K*	\$1,829	\$2,429
	Diamond	1-3/8" W × 40" H × 1-3/4" D		
	JLA40DKSC3D76	Chrome, Dimmable: Dimming to 5%, 3000K	\$1,179	\$1,549
	JLA40DKSC3D77	Polished Nickel, Dimmable: Dimming to 5%, 3000K	\$1,329	\$1,749
	JLA40DKSC3D83	Matte Black, Dimmable: Dimming to 5%, 3000K	\$1,329	\$1,749
	JLA40DKSC3D86	Brass, Dimmable: Dimming to 5%, 3000K	\$1,329	\$1,749
	JLA40DKSCVC76	Chrome, Tunable: Dimming to 5%, Color Temperature Tuning 2700K - 5600K*	\$1,799	\$2,379
	JLA40DKSCVC77	Polished Nickel, Tunable: Dimming to 5%, Color Temperature Tuning 2700K - 5600K*	\$1,929	\$2,579
	JLA40DKSCVC83	Matte Black, Tunable: Dimming to 5%, Color Temperature Tuning 2700K - 5600K*	\$1,929	\$2,579
	JLA40DKSCVC86	Brass, Tunable: Dimming to 5%, Color Temperature Tuning 2700K - 5600K*	\$1,929	\$2,579

*Requires SWAY™ Control, sold separately; see Accessories section.

continued on next page »



TENOR™ MODULAR LIGHTING

CABINETS

NICHES

LIGHTING
TENOR




MIRRORS

VANITIES

CRAFT SERIES

MAGNIFICATION
MIRRORS

ACCESSORIES



MODEL	DESCRIPTION / UPGRADE OPTIONS	PRICE USD	PRICE CAD
Fluted	1-3/8" W × 30" H × 2" D		
JLA30FKSC3D76	Chrome, Dimmable: Dimming to 5%, 3000K	\$949	\$1,279
JLA30FKSC3D77	Polished Nickel, Dimmable: Dimming to 5%, 3000K	\$1,099	\$1,449
JLA30FKSC3D83	Matte Black, Dimmable: Dimming to 5%, 3000K	\$1,099	\$1,449
JLA30FKSC3D86	Brass, Dimmable: Dimming to 5%, 3000K	\$1,099	\$1,449
JLA30FKSCVC76	Chrome, Tunable: Dimming to 5%, Color Temperature Tuning 2700K - 5600K*	\$1,579	\$2,079
JLA30FKSCVC77	Polished Nickel, Tunable: Dimming to 5%, Color Temperature Tuning 2700K - 5600K*	\$1,699	\$2,279
JLA30FKSCVC83	Matte Black, Tunable: Dimming to 5%, Color Temperature Tuning 2700K - 5600K*	\$1,699	\$2,279
JLA30FKSCVC86	Brass, Tunable: Dimming to 5%, Color Temperature Tuning 2700K - 5600K*	\$1,699	\$2,279
Fluted	1-3/8" W × 36" H × 2" D		
JLA36FKSC3D76	Chrome, Dimmable: Dimming to 5%, 3000K	\$1,049	\$1,399
JLA36FKSC3D77	Polished Nickel, Dimmable: Dimming to 5%, 3000K	\$1,199	\$1,599
JLA36FKSC3D83	Matte Black, Dimmable: Dimming to 5%, 3000K	\$1,199	\$1,599
JLA36FKSC3D86	Brass, Dimmable: Dimming to 5%, 3000K	\$1,199	\$1,599
JLA36FKSCVC76	Chrome, Tunable: Dimming to 5%, Color Temperature Tuning 2700K - 5600K*	\$1,679	\$2,229
JLA36FKSCVC77	Polished Nickel, Tunable: Dimming to 5%, Color Temperature Tuning 2700K - 5600K*	\$1,829	\$2,429
JLA36FKSCVC83	Matte Black, Tunable: Dimming to 5%, Color Temperature Tuning 2700K - 5600K*	\$1,829	\$2,429
JLA36FKSCVC86	Brass, SWAY™ Tunable: Dimming to 5%, Color Temperature Tuning 2700K - 5600K*	\$1,829	\$2,429
Fluted	1-3/8" W × 40" H × 2" D		
JLA40FKSC3D76	Chrome, Dimmable: Dimming to 5%, 3000K	\$1,179	\$1,549
JLA40FKSC3D77	Polished Nickel, Dimmable: Dimming to 5%, 3000K	\$1,329	\$1,749
JLA40FKSC3D83	Matte Black, Dimmable: Dimming to 5%, 3000K	\$1,329	\$1,749
JLA40FKSC3D86	Brass, Dimmable: Dimming to 5%, 3000K	\$1,329	\$1,749
JLA40FKSCVC76	Chrome, Tunable: Dimming to 5%, Color Temperature Tuning 2700K - 5600K*	\$1,799	\$2,379
JLA40FKSCVC77	Polished Nickel, Tunable: Dimming to 5%, Color Temperature Tuning 2700K - 5600K*	\$1,929	\$2,579
JLA40FKSCVC83	Matte Black, Tunable: Dimming to 5%, Color Temperature Tuning 2700K - 5600K*	\$1,929	\$2,579
JLA40FKSCVC86	Brass, Tunable: Dimming to 5%, Color Temperature Tuning 2700K - 5600K*	\$1,929	\$2,579

*Requires SWAY™ Control, sold separately; see Accessories section.

continued on next page »



TENOR™ MODULAR LIGHTING

robern.com/tenor

CABINETS

NICHE

LIGHTING
TENOR

MIRRORS

VANITIES

CRAFT SERIES

MAGNIFICATION
MIRRORS

ACCESSORIES



MODEL	DESCRIPTION / UPGRADE OPTIONS	PRICE USD	PRICE CAD
Round			
JLA30RKSC3D76	1-3/8" W x 30" H x 1-9/16" D Chrome, Dimmable: Dimming to 5%, 3000K	\$949	\$1,279
JLA30RKSC3D77	Polished Nickel, Dimmable: Dimming to 5%, 3000K	\$1,099	\$1,449
JLA30RKSC3D83	Matte Black, Dimmable: Dimming to 5%, 3000K	\$1,099	\$1,449
JLA30RKSC3D86	Brass, Dimmable: Dimming to 5%, 3000K	\$1,099	\$1,449
JLA30RKSCVC76	Chrome, Tunable: Dimming to 5%, Color Temperature Tuning 2700K - 5600K*	\$1,579	\$2,079
JLA30RKSCVC77	Polished Nickel, Tunable: Dimming to 5%, Color Temperature Tuning 2700K - 5600K*	\$1,699	\$2,279
JLA30RKSCVC83	Matte Black, Tunable: Dimming to 5%, Color Temperature Tuning 2700K - 5600K*	\$1,699	\$2,279
JLA30RKSCVC86	Brass, Tunable: Dimming to 5%, Color Temperature Tuning 2700K - 5600K*	\$1,699	\$2,279
Round			
JLA36RKSC3D76	1-3/8" W x 36" H x 1-9/16" D Chrome, Dimmable: Dimming to 5%, 3000K	\$1,049	\$1,399
JLA36RKSC3D77	Polished Nickel, Dimmable: Dimming to 5%, 3000K	\$1,199	\$1,599
JLA36RKSC3D83	Matte Black, Dimmable: Dimming to 5%, 3000K	\$1,199	\$1,599
JLA36RKSC3D86	Brass, Dimmable: Dimming to 5%, 3000K	\$1,199	\$1,599
JLA36RKSCVC76	Chrome, Tunable: Dimming to 5%, Color Temperature Tuning 2700K - 5600K*	\$1,679	\$2,229
JLA36RKSCVC77	Polished Nickel, Tunable: Dimming to 5%, Color Temperature Tuning 2700K - 5600K*	\$1,829	\$2,429
JLA36RKSCVC83	Matte Black, Tunable: Dimming to 5%, Color Temperature Tuning 2700K - 5600K*	\$1,829	\$2,429
JLA36RKSCVC86	Brass, Tunable: Dimming to 5%, Color Temperature Tuning 2700K - 5600K*	\$1,829	\$2,429
Round			
JLA40RKSC3D76	1-3/8" W x 40" H x 1-9/16" D Chrome, Dimmable: Dimming to 5%, 3000K	\$1,179	\$1,549
JLA40RKSC3D77	Polished Nickel, Dimmable: Dimming to 5%, 3000K	\$1,329	\$1,749
JLA40RKSC3D83	Matte Black, Dimmable: Dimming to 5%, 3000K	\$1,329	\$1,749
JLA40RKSC3D86	Brass, Dimmable: Dimming to 5%, 3000K	\$1,329	\$1,749
JLA40RKSCVC76	Chrome, Tunable: Dimming to 5%, Color Temperature Tuning 2700K - 5600K*	\$1,799	\$2,379
JLA40RKSCVC77	Polished Nickel, Tunable: Dimming to 5%, Color Temperature Tuning 2700K - 5600K*	\$1,929	\$2,579
JLA40RKSCVC83	Matte Black, Tunable: Dimming to 5%, Color Temperature Tuning 2700K - 5600K*	\$1,929	\$2,579
JLA40RKSCVC86	Brass, Tunable: Dimming to 5%, Color Temperature Tuning 2700K - 5600K*	\$1,929	\$2,579

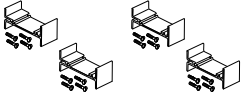

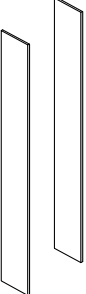
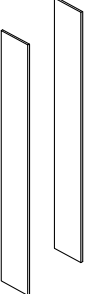

Accessories

SWAY	Wall Control SWAY™ Control for Tuning and Dimming (requires a decora wall plate - not included)	\$199	\$279
------	---	-------	-------

*Requires SWAY™ Control, sold separately; see Accessories section.

continued on next page »

**TENOR™ MODULAR LIGHTING**

	MODEL	DESCRIPTION / UPGRADE OPTIONS	PRICE USD	PRICE CAD
	Accessories			
	Ganging Kits			
	MGKIT	For M Series 30" and 40" H Cabinets	\$97	\$129
	P2RMGKIT	For M Series Reserve™ and PL PORTRAY™ 20", 26", 30", 36", 40" and 48" H Cabinets	\$97	\$129
	P2SMEXTENDKIT	Extension Kit for > 72" W, For M Series Reserve and PL PORTRAY	\$179	\$229
	PLGKIT	For PL Series Cabinets	\$97	\$129
Surface-Mount Installation Options				
	Surface-Mount Kits for 30" H Cabinets			
	MSMK30D4P	4" D, For M Series Cabinets	\$179	\$229
	P2SMKIT30D4P	4" D, For M Series Reserve and PL PORTRAY Cabinets	\$179	\$229
	P2SM-GKIT30D4P	30" H x 4" D with Ganging Kit, For M Series Reserve and PL PORTRAY Cabinets	\$379	\$499
	MSMK30D6P	6" D, For M Series Cabinets	\$299	\$429
	P2SMKIT30D6P	6" D, For M Series Reserve Cabinets	\$299	\$429
	P2SM-GKIT30D6P	30" H x 6" D, For M Series Reserve Cabinets	\$429	\$579
	Surface-Mount Kits for 36" H Cabinets			
	P2SMKIT36D4P	4" D, For M Series Reserve and PL PORTRAY Cabinets	\$399	\$529
	P2SM-GKIT36D4P	36" H x 4" D with Ganging Kit, For M Series Reserve and PL PORTRAY Cabinets	\$499	\$679
	P2SMKIT36D6P	6" D, For M Series Reserve Cabinets	\$479	\$649
	P2SM-GKIT36D6P	36" H x 6" D, For M Series Reserve Cabinets	\$549	\$749
	Surface-Mount Kits for 40" H Cabinets			
	MSMK40D4P	4" D, For M Series Cabinets	\$399	\$529
	P2SMKIT40D4P	4" D, For M Series Reserve and PL PORTRAY Cabinets	\$399	\$529
	P2SM-GKIT40D4P	40" H x 4" D with Ganging Kit, For M Series Reserve and PL PORTRAY Cabinets	\$499	\$679
	MSMK40D6P	6" D, For M Series Cabinets	\$529	\$699
	P2SMKIT40D6P	6" D, For M Series Reserve Cabinets	\$479	\$649
	P2SM-GKIT40D6P	40" H x 6" D, For M Series Reserve Cabinets	\$549	\$749
	Semi-Recessed Installation Options			
	Semi-Recessed Kits for 30" H Cabinets			
	MSMK30D6SRP	6" D, For M Series Cabinets	\$179	\$229
	P2SMKIT30D6SRP	6" D, For M Series Reserve Cabinets	\$299	\$429
	P2SM-GKIT30D6SR	30" H x 6" D, For M Series Reserve Cabinets	\$429	\$579
	Semi-Recessed Kits for 36" H Cabinets			
	P2SMKIT36D6SRP	6" D, For M Series Reserve Cabinets	\$479	\$649
	P2SM-GKIT36D6SR	36" H x 6" D, For M Series Reserve Cabinets	\$549	\$749
	Semi-Recessed Kits for 40" H Cabinets			
	MSMK40D6SRP	6" D, For M Series Cabinets	\$399	\$529
	P2SMKIT40D6SRP	6" D, For M Series Reserve Cabinets	\$479	\$649
	P2SM-GKIT40D6SR	40" H x 6" D, For M Series Reserve Cabinets	\$549	\$749

continued on next page »

CABINETS

NICHES

LIGHTING
TENOR

MIRRORS

VANITIES

CRAFT SERIES




MAGNIFICATION
MIRRORS

ACCESSORIES






TENOR™ SCNCE LIGHTING

robern.com/tenor

	MODEL	DESCRIPTION / UPGRADE OPTIONS	PRICE USD	PRICE CAD
	Tenor Sconce (price per single light)			
	Diamond Sconce	1-3/8" W x 30" H x 1-3/4" D surface-mount		
	JLA30DKSC3D76K	Chrome, Dimmable: Dimming to 5%, 3000K	\$829	\$1,079
	JLA30DKSC3D77K	Polished Nickel, Dimmable: Dimming to 5%, 3000K	\$929	\$1,229
	JLA30DKSC3D83K	Matte Black, Dimmable: Dimming to 5%, 3000K	\$929	\$1,229
	JLA30DKSC3D86K	Brass, Dimmable: Dimming to 5%, 3000K	\$929	\$1,229
	JLA30DKSCVC76K	Chrome, SWAY™ Tunable: Dimming to 5%, Color Temperature Tuning 2700K - 5600K	\$1,279	\$1,699
	JLA30DKSCVC77K	Polished Nickel, SWAY Tunable: Dimming to 5%, Color Temperature Tuning 2700K - 5600K	\$1,399	\$1,849
	JLA30DKSCVC83K	Matte Black, SWAY Tunable: Dimming to 5%, Color Temperature Tuning 2700K - 5600K	\$1,399	\$1,849
	JLA30DKSCVC86K	Brass, SWAY Tunable: Dimming to 5%, Color Temperature Tuning 2700K - 5600K	\$1,399	\$1,849
	Diamond Sconce	1-3/8" W x 36" H x 1-3/4" D surface-mount		
	JLA36DKSC3D76K	Chrome, Dimmable: Dimming to 5%, 3000K	\$899	\$1,199
	JLA36DKSC3D77K	Polished Nickel, Dimmable: Dimming to 5%, 3000K	\$999	\$1,349
	JLA36DKSC3D83K	Matte Black, Dimmable: Dimming to 5%, 3000K	\$899	\$899
	JLA36DKSC3D86K	Brass, Dimmable: Dimming to 5%, 3000K	\$899	\$899
	JLA36DKSCVC76K	Chrome, SWAY Tunable: Dimming to 5%, Color Temperature Tuning 2700K - 5600K	\$1,379	\$1,829
	JLA36DKSCVC77K	Polished Nickel, SWAY Tunable: Dimming to 5%, Color Temperature Tuning 2700K - 5600K	\$1,479	\$1,979
	JLA36DKSCVC83K	Matte Black, SWAY Tunable: Dimming to 5%, Color Temperature Tuning 2700K - 5600K	\$1,479	\$1,979
	JLA36DKSCVC86K	Brass, SWAY Tunable: Dimming to 5%, Color Temperature Tuning 2700K - 5600K	\$1,479	\$1,979
	Diamond Sconce	1-3/8" W x 40" H x 1-3/4" D surface-mount		
	JLA40DKSC3D76K	Chrome, Dimmable: Dimming to 5%, 3000K	\$979	\$1,299
	JLA40DKSC3D77K	Polished Nickel, Dimmable: Dimming to 5%, 3000K	\$1,099	\$1,449
	JLA40DKSC3D83K	Matte Black, Dimmable: Dimming to 5%, 3000K	\$1,099	\$1,449
	JLA40DKSC3D86K	Brass, Dimmable: Dimming to 5%, 3000K	\$1,099	\$1,449
	JLA40DKSCVC76K	Chrome, SWAY Tunable: Dimming to 5%, Color Temperature Tuning 2700K - 5600K	\$1,299	\$1,299
	JLA40DKSCVC77K	Polished Nickel, SWAY Tunable: Dimming to 5%, Color Temperature Tuning 2700K - 5600K	\$1,579	\$2,079
	JLA40DKSCVC83K	Matte Black, SWAY Tunable: Dimming to 5%, Color Temperature Tuning 2700K - 5600K	\$1,579	\$2,079
	JLA40DKSCVC86K	Brass, SWAY Tunable: Dimming to 5%, Color Temperature Tuning 2700K - 5600K	\$1,579	\$2,079

continued on next page »

**TENOR™ SCNCE LIGHTING**

MODEL	DESCRIPTION / UPGRADE OPTIONS	PRICE USD	PRICE CAD
Fluted Sconce 1-3/8" W x 30" H x 2" D surface-mount			
JLA30FKSC3D76K	Chrome, Dimmable: Dimming to 5%, 3000K	\$829	\$1,079
JLA30FKSC3D77K	Polished Nickel, Dimmable: Dimming to 5%, 3000K	\$929	\$1,229
JLA30FKSC3D83K	Matte Black, Dimmable: Dimming to 5%, 3000K	\$929	\$1,229
JLA30FKSC3D86K	Brass, Dimmable: Dimming to 5%, 3000K	\$929	\$1,229
JLA30FKSCVC76K	Chrome, SWAY™ Tunable: Dimming to 5%, Color Temperature Tuning 2700K - 5600K	\$1,279	\$1,699
JLA30FKSCVC77K	Polished Nickel, SWAY Tunable: Dimming to 5%, Color Temperature Tuning 2700K - 5600K	\$1,399	\$1,849
JLA30FKSCVC83K	Matte Black, SWAY Tunable: Dimming to 5%, Color Temperature Tuning 2700K - 5600K	\$1,399	\$1,849
JLA30FKSCVC86K	Brass, SWAY Tunable: Dimming to 5%, Color Temperature Tuning 2700K - 5600K	\$1,399	\$1,849
Fluted Sconce 1-3/8" W x 36" H x 2" D surface-mount			
JLA36FKSC3D76K	Chrome, Dimmable: Dimming to 5%, 3000K	\$899	\$1,199
JLA36FKSC3D77K	Polished Nickel, Dimmable: Dimming to 5%, 3000K	\$899	\$899
JLA36FKSC3D83K	Matte Black, Dimmable: Dimming to 5%, 3000K	\$899	\$899
JLA36FKSC3D86K	Brass, Dimmable: Dimming to 5%, 3000K	\$999	\$1,349
JLA36FKSCVC76K	Chrome, SWAY Tunable: Dimming to 5%, Color Temperature Tuning 2700K - 5600K	\$1,229	\$1,229
JLA36FKSCVC77K	Polished Nickel, SWAY Tunable: Dimming to 5%, Color Temperature Tuning 2700K - 5600K	\$1,479	\$1,979
JLA36FKSCVC83K	Matte Black, SWAY Tunable: Dimming to 5%, Color Temperature Tuning 2700K - 5600K	\$1,479	\$1,979
JLA36FKSCVC86K	Brass, SWAY Tunable: Dimming to 5%, Color Temperature Tuning 2700K - 5600K	\$1,479	\$1,979
Fluted Sconce 1-3/8" W x 40" H x 2" D surface-mount			
JLA40FKSC3D76K	Chrome, Dimmable: Dimming to 5%, 3000K	\$979	\$1,299
JLA40FKSC3D77K	Polished Nickel, Dimmable: Dimming to 5%, 3000K	\$979	\$979
JLA40FKSC3D83K	Matte Black, Dimmable: Dimming to 5%, 3000K	\$1,099	\$1,449
JLA40FKSC3D86K	Brass, Dimmable: Dimming to 5%, 3000K	\$1,099	\$1,449
JLA40FKSCVC76K	Chrome, SWAY Tunable: Dimming to 5%, Color Temperature Tuning 2700K - 5600K	\$1,449	\$1,929
JLA40FKSCVC77K	Polished Nickel, SWAY Tunable: Dimming to 5%, Color Temperature Tuning 2700K - 5600K	\$1,579	\$2,079
JLA40FKSCVC83K	Matte Black, SWAY Tunable: Dimming to 5%, Color Temperature Tuning 2700K - 5600K	\$1,579	\$2,079
JLA40FKSCVC86K	Brass, SWAY Tunable: Dimming to 5%, Color Temperature Tuning 2700K - 5600K	\$1,579	\$2,079

continued on next page »

**TENOR™ SCNCE LIGHTING**

robern.com/tenor

CABINETS

NICHES

LIGHTING
TENOR

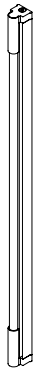
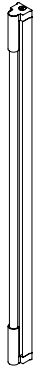
MIRRORS

VANITIES

CRAFT SERIES

MAGNIFICATION
MIRRORS

ACCESSORIES




MODEL	DESCRIPTION / UPGRADE OPTIONS	PRICE USD	PRICE CAD
Round Sconce			
JLA30RKSC3D76K	1-3/8" W x 30" H x 1-9/16" D surface-mount Chrome, Dimmable: Dimming to 5%, 3000K	\$829	\$1,079
JLA30RKSC3D77K	Polished Nickel, Dimmable: Dimming to 5%, 3000K	\$929	\$1,229
JLA30RKSC3D83K	Matte Black, Dimmable: Dimming to 5%, 3000K	\$929	\$1,229
JLA30RKSC3D86K	Brass, Dimmable: Dimming to 5%, 3000K	\$829	\$829
JLA30RKSCVC76K	Chrome, SWAY™ Tunable: Dimming to 5%, Color Temperature Tuning 2700K - 5600K	\$1,279	\$1,699
JLA30RKSCVC77K	Polished Nickel, SWAY Tunable: Dimming to 5%, Color Temperature Tuning 2700K - 5600K	\$1,399	\$1,849
JLA30RKSCVC83K	Matte Black, SWAY Tunable: Dimming to 5%, Color Temperature Tuning 2700K - 5600K	\$1,399	\$1,849
JLA30RKSCVC86K	Brass, SWAY Tunable: Dimming to 5%, Color Temperature Tuning 2700K - 5600K	\$1,399	\$1,849
Round Sconce			
JLA36RKSC3D76K	1-3/8" W x 36" H x 1-9/16" D surface-mount Chrome, Dimmable: Dimming to 5%, 3000K	\$899	\$1,199
JLA36RKSC3D77K	Polished Nickel, Dimmable: Dimming to 5%, 3000K	\$899	\$899
JLA36RKSC3D83K	Matte Black, Dimmable: Dimming to 5%, 3000K	\$999	\$1,349
JLA36RKSC3D86K	Brass, Dimmable: Dimming to 5%, 3000K	\$999	\$1,349
JLA36RKSCVC76K	Chrome, SWAY Tunable: Dimming to 5%, Color Temperature Tuning 2700K - 5600K	\$1,379	\$1,829
JLA36RKSCVC77K	Polished Nickel, SWAY Tunable: Dimming to 5%, Color Temperature Tuning 2700K - 5600K	\$1,329	\$1,329
JLA36RKSCVC83K	Matte Black, SWAY Tunable: Dimming to 5%, Color Temperature Tuning 2700K - 5600K	\$1,479	\$1,979
JLA36RKSCVC86K	Brass, SWAY Tunable: Dimming to 5%, Color Temperature Tuning 2700K - 5600K	\$1,479	\$1,979
Round Sconce			
JLA40RKSC3D76K	1-3/8" W x 40" H x 1-9/16" D surface-mount Chrome, Dimmable: Dimming to 5%, 3000K	\$979	\$1,299
JLA40RKSC3D77K	Polished Nickel, Dimmable: Dimming to 5%, 3000K	\$1,099	\$1,449
JLA40RKSC3D83K	Matte Black, Dimmable: Dimming to 5%, 3000K	\$1,099	\$1,449
JLA40RKSC3D86K	Brass, Dimmable: Dimming to 5%, 3000K	\$1,099	\$1,449
JLA40RKSCVC76K	Chrome, SWAY Tunable: Dimming to 5%, Color Temperature Tuning 2700K - 5600K	\$1,299	\$1,299
JLA40RKSCVC77K	Polished Nickel, SWAY Tunable: Dimming to 5%, Color Temperature Tuning 2700K - 5600K	\$1,399	\$1,399
JLA40RKSCVC83K	Matte Black, SWAY Tunable: Dimming to 5%, Color Temperature Tuning 2700K - 5600K	\$1,579	\$2,079
JLA40RKSCVC86K	Brass, SWAY Tunable: Dimming to 5%, Color Temperature Tuning 2700K - 5600K	\$1,579	\$2,079

Accessories

Wall Control			
SWAY	SWAY™ Control for Tuning and Dimming (requires a decora wall plate - not included)	\$199	\$279



VESPER® LIGHTING



SOFT MINIMALIST DESIGN ADDS AN INVITING GLOW AND TOUCH OF SOPHISTICATION TO YOUR SPACE.



Scan here to see the full Vesper collection

DIMENSIONS AND WEIGHT

Dimensions (W × H):

- 1-³/₈" × 30" (35mm × 762mm)
- 1-³/₈" × 36" (35mm × 914mm)
- 1-³/₈" × 39-³/₈" (35mm × 1000mm)
- 2-³/₄" × 30" (70mm × 762mm)
- 2-³/₄" × 36" (70mm × 914mm)
- 2-³/₄" × 39-³/₈" (70mm × 1000mm)

Depth: 4-⁵/₈" (117mm)

surface-mount, 1⁵/₁₆" (24mm)

when recessed

Net Weight: 6 – 9 lbs.

CONFIGURABLE OPTIONS

Lighting Styles:

Edgeline, Midline, Outline

FEATURES AND BENEFITS

- Seamless and flush aesthetic creates a visually clean cabinet and light installation when ganged with M Series Reserve, M Series, PL PORTRAY and PL Series medicine cabinets

- Light provides ambient lighting for a room with a soft glow that envelops a space and onto the wall with enough light to function and provides a consistent level of lighting
- Warm, relaxing tones (3000K) that replicate indoor lighting
- Remarkably accurate color rendering with a CRI value of 90+ and R9 of 50+. An R9 value of 50+ in conjunction with a CRI of 90+ is needed to accurately render colors, bring out skin tones and accurately match makeup to skin tone
- Thinner profile with Edgeline is ideal for urban spaces with a style that is reversible (rotate light pattern inside or outside) for ease of installation
- Ease of installation: build the lighting and cabinet configuration prior to placing in the wall using keyhole installation brackets and quick plug-in wire connectors, making installation a cinch
- Dimmable LED to add ambiance and can be used as a night light to allow for wayfinding at night for safe trips to the bathroom, using most standard residential dimmer that works with your home's existing wiring
- Will operate in high humidity or damp spaces. ETL certified to UL 1598 CSA Standard C22.2 No. 250.0

CONSTRUCTION

- Durable rust-free anodized aluminum and glass construction – glass resists intense moisture, ensuring long-lasting beauty
- Anodized aluminum back frame
- Quality polished edge mirror
- Diffuser built into the product eliminating the need for plastic diffusers to be purchased separately, reducing eye strain with no dark/hot spots.
- Fully encased lighting construction eliminating exposed LEDs and electrical components
- Salt Spray Testing - ASTM Standard for 300 hours performed to test mirror quality against desilvering and degradation resulting from environmental exposure

**VESPER® LIGHTING**robern.com/vesper**INSTALLATION**

- This installation may require more than one person
- Midline and Outline sold as a single unit (not as pairs);
Edgeline sold as pairs
- Fixture adds 1- $\frac{3}{4}$ " (2- $\frac{3}{4}$ " pair) per light for Edgeline or 2- $\frac{3}{4}$ " (5- $\frac{1}{2}$ " pair) per light for Midline and Outline to the overall rough-in width
- Can be surface-mounted with 4" depth (D4) and 6" depth (D6) cabinets (D4 and D6 surface-mount kit required). Can be semi-recessed with 6" (D6) cabinets (D6 semi-recessed kit required) and fully recessed with 4" depth (D4) and 6" depth (D6) cabinets
- Operates on 120 volts AC and 0.5A (3000K) per fixture
- Wired internally - front access serviceability
- Each light includes ganging hardware on one side; additional ganging kit required when mounting with multiple cabinets
- Recommended dimmer for fixture: Lutron C.L Dimmers or Caseta Wireless. This dimmer has a full range control, low light adjustment, stops flickering and last setting memory
- The Master-to-Remote Cable is included with the Edgeline fixture (sold in pairs) to allow for the pairing of the style Edgeline to a medicine cabinet (4- $\frac{1}{4}$ -foot limit for distance)

CABINETS

NICHS

LIGHTING
VESPER

MIRRORS

VANITIES

CRAFT SERIES

MAGNIFICATION
MIRRORS

ACCESSORIES



VESPER® LIGHTING WORKSHEET

robern.com/vesper

Example Model:

G L A30 E L P S 3 D

G

L

A30

E

L

P

S

3

D

Product Line **G = Vesper**

Category **L = Lighting**

Dimensions **A30 = 1-3/8" W x 30" H**
A36 = 1-3/8" W x 36" H
A40 = 1-3/8" W x 40" H
B30 = 2-3/4" W x 30" H
B36 = 2-3/4" W x 36" H
B40 = 2-3/4" W x 40" H

Lighting Style **E = Edgeline***
M = Midline*
U = Outline*

Light Type **L = LED**

Quantity of Lights **S = Single (Midline and Outline only)**
P = Pair (Edgeline only)

Color **S = Silver**

Lighting Option **3 = Warm White (2700K)**

Dimmable **D = Dimmable**

* Edgeline is available in A and P only. Midline and Outline are available in B and S only.

CABINETS

NICHES

LIGHTING
VESPER

MIRRORS

VANITIES

CRAFT SERIES

MAGNIFICATION
MIRRORS

ACCESSORIES



VESPER® LIGHTING

robern.com/vesper

CABINETS

NICHES

LIGHTING
VESPER




MIRRORS

VANITIES

CRAFT SERIES

MAGNIFICATION
MIRRORS

ACCESSORIES



MODEL

DESCRIPTION / UPGRADE OPTIONS

PRICE USD

PRICE CAD

Midline (left) (price per single light)

GLB30MLSS3D

2-3/4" W × 30" H × 4-5/8" D, 3000K

\$549

\$749

GLB36MLSS3D

2-3/4" W × 36" H × 4-5/8" D, 3000K

\$679

\$899

GLB40MLSS3D

2-3/4" W × 40" H × 4-5/8" D, 3000K

\$729

\$979

Outline (center) (price per single light)

GLB30ULSS3D

2-3/4" W × 30" H × 4-5/8" D, 3000K

\$679

\$899

GLB36ULSS3D

2-3/4" W × 36" H × 4-5/8" D, 3000K

\$729

\$979

GLB40ULSS3D

2-3/4" W × 40" H × 4-5/8" D, 3000K

\$779

\$1,049

Edgeline (right) (price per pair)

GLA30ELPS3D

1-3/8" W × 30" H × 4-5/8" D, 3000K

\$1,049

\$1,379

GLA36ELPS3D

1-3/8" W × 36" H × 4-5/8" D, 3000K

\$1,179

\$1,549

GLA40ELPS3D

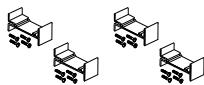
1-3/8" W × 40" H × 4-5/8" D, 3000K

\$1,329

\$1,749

Accessories

Ganging Kits



MGKIT

For M Series 30" and 40" H Cabinets

\$97

\$129

P2RMGKIT

For M Series Reserve™ and PL PORTRAY™
20", 26", 30", 36", 40" and 48" H Cabinets

\$97

\$129

P2SMEXTENDKIT

Extension Kit for > 72" W
For M Series Reserve and PL PORTRAY

\$179

\$229

PLGKIT

For PL Series Cabinets

\$97

\$129

continued on next page »



VESPER® LIGHTING

robern.com/vesper

CABINETS

NICHES

LIGHTING
VESPER

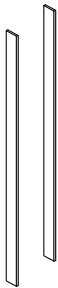
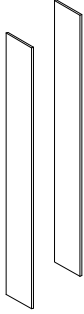
MIRRORS

VANITIES

CRAFT SERIES

MAGNIFICATION
MIRRORS

ACCESSORIES



MODEL

DESCRIPTION / UPGRADE OPTIONS

PRICE USD

PRICE CAD

Surface-Mount Installation Options

Surface-Mount Kits for 30" H Cabinets

MSMK30D4P	4" D (M Series)	\$179	\$229
P2SMKIT30D4P	4" D (M Series Reserve and PL PORTRAY)	\$179	\$229
P2SM-GKIT30D4P	30" H × 4" D with Ganging Kit (M Series Reserve and PL PORTRAY)	\$379	\$499
MSMK30D6P	6" D (M Series)	\$299	\$429
P2SMKIT30D6P	6" D (M Series Reserve)	\$299	\$429
P2SM-GKIT30D6P	30" H × 6" D, For M Series Reserve Cabinets	\$429	\$579

Surface-Mount Kits for 36" H Cabinets

P2SMKIT36D4P	4" D (M Series Reserve and PL PORTRAY)	\$399	\$529
P2SM-GKIT36D4P	36" H × 4" D with Ganging Kit (M Series Reserve and PL PORTRAY)	\$499	\$679
P2SMKIT36D6P	6" D (M Series Reserve)	\$479	\$649
P2SM-GKIT36D6P	36" H × 6" D, For M Series Reserve Cabinets	\$549	\$749

Surface-Mount Kits for 40" H Cabinets

MSMK40D4P	4" D (M Series)	\$399	\$529
P2SMKIT40D4P	4" D (M Series Reserve and PL PORTRAY)	\$399	\$529
P2SM-GKIT40D4P	40" H × 4" D with Ganging Kit (M Series Reserve and PL PORTRAY)	\$499	\$679
MSMK40D6P	6" D (M Series)	\$529	\$699
P2SMKIT40D6P	6" D (M Series Reserve)	\$479	\$649
P2SM-GKIT40D6P	40" H × 6" D, For M Series Reserve Cabinets	\$549	\$749

Semi-Recessed Installation Options

Semi-Recessed Kits for 30" H Cabinets

MSMK30D6SRP	6" D (M Series)	\$179	\$229
P2SMKIT30D6SRP	6" D (M Series Reserve)	\$299	\$429
P2SM-GKIT30D6SR	30" H × 6" D, For M Series Reserve Cabinets	\$429	\$579

Semi-Recessed Kits for 36" H Cabinets

P2SMKIT36D6SRP	6" D (M Series Reserve)	\$479	\$649
P2SM-GKIT36D6SR	36" H × 6" D, For M Series Reserve Cabinets	\$549	\$749

Semi-Recessed Kits for 40" H Cabinets

MSMK40D6SRP	6" D (M Series)	\$399	\$529
P2SMKIT40D6SRP	6" D (M Series Reserve)	\$479	\$649
P2SM-GKIT40D6SR	40" H × 6" D, For M Series Reserve Cabinets	\$549	\$749



CABINETS

NICHES

LIGHTING

MIRRORS

VANITIES

CRAFT SERIES

MAGNIFICATION
MIRRORS

ACCESSORIES

CURATED & MODULAR MIRRORS





CABINETS

NICHES

LIGHTING

MIRRORS

VANITIES

CRAFT SERIES

MAGNIFICATION
MIRRORS

ACCESSORIES



STATUESQUE
see pgs.171-175
starting at \$5,929



INSTINCT™
see pgs.176-180
starting at \$1,129

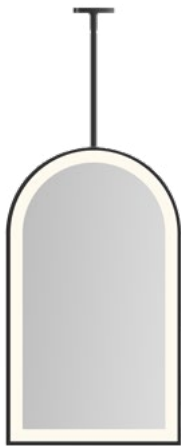
Perimeter



Edge Lit



SCULPT®
see pgs.191-185
starting at \$1,849



**SCULPT HANGING
LIGHTED MIRRORS**
see pgs.186-189
starting at \$2,329

Inset



VITALITY®
see pgs.190-194
starting at \$999

Perimeter



Columns



Edge Lit



Glow





CABINETS
NICHES
LIGHTING
MIRRORS
VANITIES
CRAFT SERIES
MAGNIFICATION
MIRRORS
ACCESSORIES

CURATED & MODULAR MIRRORS



CRAFT SERIES
see pgs.340-353
starting at \$929



MURRAY HILL™
see pgs.195-196
starting at \$1,729



PROFILES®
see pgs.197-200
starting at \$1,679



**SCULPT®
HANGING MIRRORS**
see pgs.200-202
starting at \$1,949



MAIN LINE
see pgs.203-205
starting at \$1,049



MODULAR
see pgs.206-208
starting at \$549



CURATED & MODULAR MIRRORS PRODUCT COMPARISON GUIDE

	INSTINCT	STATUESQUE	CRAFT SERIES ARCH FRAMED	CRAFT SERIES PILL METAL	CRAFT SERIES ROUND CORNER METAL	CRAFT SERIES THIN FRAMED METAL	CRAFT SERIES INDUSTRIAL METAL	CRAFT SERIES MIXED METAL	CRAFT SERIES ROUND METAL	CRAFT SERIES ARCH METAL	CRAFT SERIES TRIPTYCH METAL
COLLECTIONS											
WIDTH											
12" - 25"	•		•	•	•	•	•	•		•	
26" - 36"	•								•		
37" - 48"	•	•									•
Greater than 49"	•	•									
Modular Options		•									
HEIGHT											
30" - 40"	•		•	•	•	•	•	•	•	•	•
41" - 50"	•	•			•						
Greater than 50"	•	•									
SHAPE											
Rectangle	•	•			•	•	•	•			
Round		•							•		
Arched		•	•							•	•
Oval		•		•							
MIRROR TYPE											
Integrated Lighting	•	•									
Framed			•	•	•	•	•	•	•	•	•
Frameless	•	•									
Full Length	•	•									
MATERIAL											
Wood											
Metal		•	•	•	•	•	•	•	•	•	•
COLORS & FINISHES											
Chrome		•									
Polished Nickel		•									
Polished Stainless Steel			•	•	•	•					
Brushed Pewter			•	•	•	•	•	•		•	•
Brass		•							•		
Aged Brass					•	•	•	•		•	•
Bronze							•				
Antique Bronze					•			•			
Iron Black					•	•	•	•			
Matte Black		•	•	•	•						

continued on next page »



CURATED & MODULAR MIRRORS PRODUCT COMPARISON GUIDE

CABINETS

NICHES

LIGHTING

MIRRORS

VANITIES

CRAFT SERIES

MAGNIFICATION
MIRRORS

ACCESSORIES

	CRAFT SERIES PIVOT METAL	CRAFT SERIES CONTOUR METAL	MURRAY HILL™	SCULPT HANGING	SCULPT®	PROFILES®	MAIN LINE	MODULAR	VITALITY®
COLLECTIONS									
WIDTH									
12" - 25"		•	•	•	•	•	•	•	•
26" - 36"	•				•	•			•
37" - 48"			•						•
Greater than 49"									
Modular (Build Your Own)						•		•	
HEIGHT									
30" - 40"	•	•		•	•	•	•	•	•
41" - 50"			•		•				
Greater than 50"									
SHAPE									
Rectangle			•	•	•	•	•	•	•
Round									•
Arched				•					
Oval	•	•		•					
MIRROR TYPE									
Integrated Lighting					•				•
Framed	•	•	•	•	•	•	•		
Frameless								•	•
Full Length									
MATERIAL									
Wood									
Metal	•	•	•	•	•	•	•		
COLORS & FINISHES									
Chrome			•			•	•		
Polished Nickel						•	•		
Polished Stainless Steel	•			•					
Brushed Pewter		•							
Matte Gold					•				
Brass				•					
Aged Brass		•							
Bronze									
Antique Bronze	•								
Iron Black									
Matte Black			•	•		•			

continued on next page »



CURATED & MODULAR MIRRORS PRODUCT COMPARISON GUIDE

	INSTINCT	STATUESQUE	CRAFT SERIES ARCH FRAMED	CRAFT SERIES PILL METAL	CRAFT SERIES ROUND CORNER METAL	CRAFT SERIES THIN FRAMED METAL	CRAFT SERIES INDUSTRIAL METAL	CRAFT SERIES MIXED METAL	CRAFT SERIES ROUND METAL	CRAFT SERIES ARCH METAL	CRAFT SERIES TRIPTYCH METAL
COLLECTIONS											
COLOR TEMPERATURE											
Warm White (2700K)	•										
Warm White (3000K)	•	•									
Cool White (4000K)	•										
TECHNOLOGY											
Audio											
Defogger	•										
Dimmable	•	•									
Touch Control	•										
USB Charging Ports											
ORIENTATION											
Portrait	•	•	•	•	•	•	•	•	•	•	•
Landscape	•	•	•	•	•	•	•	•	•	•	•
INSTALLATION TYPE											
Dimmable LED via Capacitive Touch	•										
Dimmable LED via Third Party Control		•									
Tunable LED (2700K - 5600K and 3000K - 4000K options)	•										
Pinch Cleat Installation											
Plug and Hang Installation	•	•									
PAIRS WITH (MODULAR)											
AiO Reserve	•										
M Series Reserve Cabinets	•										
M Series Cabinets	•										
PL Portray Cabinets	•										
Profiles Cabinets	•										
PL Series Cabinets	•										
CERTIFICATIONS											
UL/ETL	•	•									
Title 24 Compliant											
ADA Compliant	•	•									
ADD-ON ACCESSORIES											
Ganging Kit											
LEAD TIME											
2 Weeks	•		•	•	•	•	•	•	•	•	•

continued on next page »



CURATED & MODULAR MIRRORS PRODUCT COMPARISON GUIDE

CABINETS

NICHES

LIGHTING

MIRRORS

VANITIES

CRAFT SERIES

MAGNIFICATION
MIRRORS

ACCESSORIES

COLLECTIONS

COLOR TEMPERATURE

Warm White (2700K)									
Warm White (3000K)					•				•
Cool White (4000K)									•

TECHNOLOGY

Audio									
Defogger					•				•
Dimmable					•				•
Touch Control									
USB Charging Ports									•

ORIENTATION

Portrait	•	•	•	•	•	•	•	•	•
Landscape			•						•

INSTALLATION TYPE

Dimmable LED via Capacitive Touch (LUM)									
Dimmable LED via Third Party Control					•	With Modular Lighting		With Modular Lighting	•
Tunable LED (2700K - 5600K and 3000K - 4000K options)						With Modular Lighting		With Modular Lighting	
Pinch Cleat Installation			•			•	•	•	
Plug and Hang Installation					•				•

PAIRS WITH (MODULAR)

M Series Reserve Cabinets								•	
M Series Cabinets								•	
PL Portray Cabinets								•	
Profiles Cabinets						•			
PL Series Cabinets								•	

CERTIFICATIONS

UL/ETL					•	N/A	N/A	N/A	•
Title 24 Compliant					•				•
ADA Compliant								•	•

ADD-ON ACCESSORIES

Ganging Kit						•			
-------------	--	--	--	--	--	---	--	--	--

LEAD TIME

2 Weeks	•	•	•	•	•	•	•	•	•
---------	---	---	---	---	---	---	---	---	---



MIRRORS GANGING REFERENCE

CABINETS

NICHES

LIGHTING

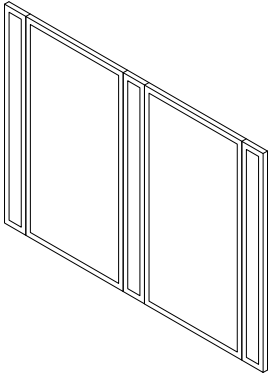
MIRRORS

VANITIES

CRAFT SERIES

MAGNIFICATION
MIRRORS

ACCESSORIES



LIGHT / MIRROR / LIGHT / MIRROR / LIGHT

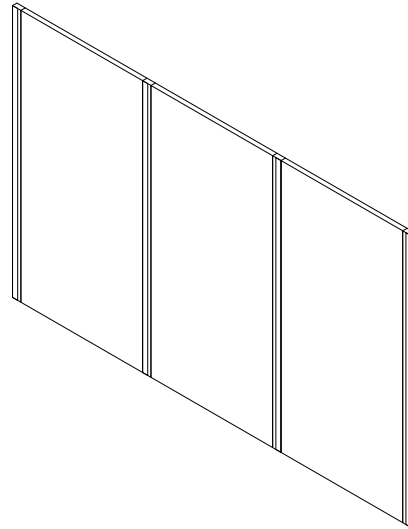
- (2) Profiles Mirrors: PM2430T76
- (3) Profiles Lighting: PL3.530TLSC76DV

Recessed Installation Kit (shown)

- (2) Mirror Ganging Kits: PMGKIT2430

Surface-Mount Installation Kit

- (2) Mirror Ganging Kits: PMGKIT2430
- (2) Side Kits: MSMK30D4P



LIGHT / CABINET / LIGHT / MIRROR / LIGHT / CABINET / LIGHT

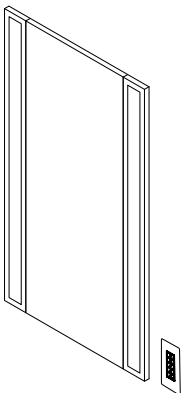
- (1) Modular Mirror: MODM2040FP*
- (2) PL PORTRAY Cabinets: P2C2040D4FPFT
- (2) Vesper Lighting: GLA40ELPS3D

Recessed Installation Kit (shown)

- (1) Cabinet Ganging Kit: P2RMGKIT

Surface-Mount Installation Kit

Not Applicable



LIGHT / MIRROR / LIGHT

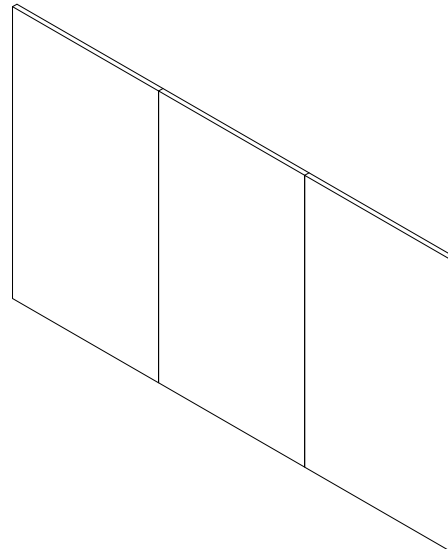
- (1) Modular Mirror: MODM1640FP*
- (2) InLine 2.0 Modular Lighting - MLC40IKSSVC
- (1) SWAY Light Control - SWAY

Recessed Installation Kit (shown)

No Additional Kits Needed

Surface-Mount Installation Kit

Not Applicable



MIRROR / CABINET / MIRROR

- (2) Modular Mirrors: MODM2440FP*
- (1) M Series Cabinet: MC2440D4FPLE4

Recessed Installation Kit (shown)

No Additional Kits Needed

Surface-Mount Installation Kit

Not Applicable

*Modular Mirrors are placed (not ganged) next to recessed installations.



MIRRORS GANGING REFERENCE

CABINETS

NICHES

LIGHTING

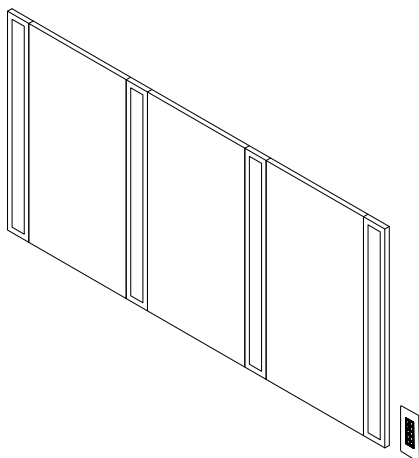
MIRRORS

VANITIES

CRAFT SERIES

MAGNIFICATION
MIRRORS

ACCESSORIES



LIGHT / CABINET / LIGHT / MIRROR / LIGHT / CABINET / LIGHT

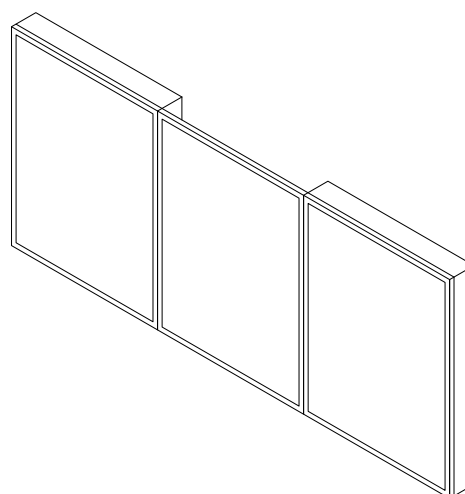
- (1) Modular Mirror: MODM1630FP*
- (2) M Series Reserve Cabinets: MR1630D4FPE4L
- (4) InLine 2.0 Modular Lighting - MLC30IKSSVC
- (1) SWAY Light Control - SWAY

Recessed Installation Kit (shown)

No Additional Kits Needed

Surface-Mount Installation Kit

Not Applicable



CABINET / MIRROR / CABINET

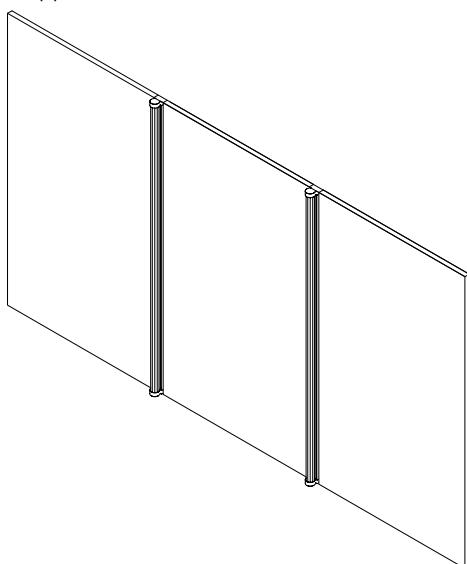
- (2) Profiles Mirror: PM2430T76
- (1) Profiles Cabinet: PC2430D4TNN76

Recessed Installation Kit

- (2) Mirror Ganging Kits: PMGKIT2430

Surface-Mount Installation Kit (shown)

- (2) Mirror Ganging Kits: PMGKIT2430, (2) Side Kits: MSMK30D4P



CABINET / LIGHT / MIRROR / LIGHT / CABINET

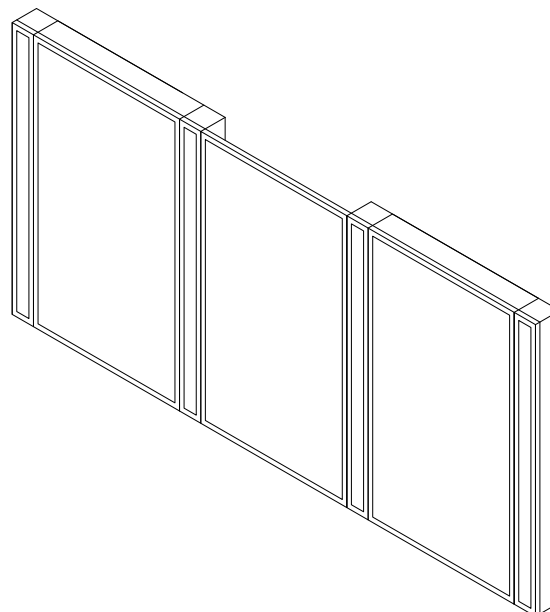
- (1) Modular Mirror: MODM2440FP*
- (2) PL Series Cabinets: PLM2440G
- (2) Tenor Lighting: JLA40FKSC3D76

Recessed Installation Kit (shown)

No Additional Kits Needed

Surface-Mount Installation Kit

Not Applicable



LIGHT / CABINET / LIGHT / MIRROR / LIGHT / CABINET / LIGHT

- (1) Profiles Mirror: PM2440T76
- (2) Profiles Cabinets: PC2440D4TNN76
- (4) Profiles Lighting: PL3.540TLSC76DV

Recessed Installation Kit

- (1) Mirror Ganging Kit: PMGKIT2440


Surface-Mount Installation Kit (shown)

- (1) Mirror Ganging Kit: PMGKIT2440
- (1) Cabinet Ganging Kit: MGKIT, (2) Side Kits: MSMK40D4P

*Modular Mirrors are placed (not ganged) next to recessed installations.



STATUESQUE LIGHTED MIRROR - CURATED



"EMBODYING THE HEIGHTS OF LUXURY, STATELY STYLE, AND REFINED DESIGN, A GRAND LIGHTED MIRROR OFFERS BEAUTIFUL, LUMINOUS SELF-REFLECTION FOR EVERY MOMENT AND MOOD IN THE LUXURY HOME. CAPTURE THE DAY'S INNER AND OUTER BEAUTY AND BRING YOUR BEST SELF TO LIGHT."

DIMENSIONS AND WEIGHT

Dimensions (W x H):

- 86"x 44" (2184 mm x 1118 mm))

Depth: 1-3/4" (44 mm)

Net Weight: 140 lbs

CONFIGURABLE OPTIONS

- See Statuesque Custom Mirror Options page 181

FEATURES & BENEFITS

- Dimmable LED task lighting to 1%
- Compatible with most Triac/Phase-cut dimmers
- Energy efficient LED lighting (measurements may vary)
- Warm & relaxing light temperature of 3000K that replicate indoor lighting
- Light direction and output eliminate dark shadows, provides bright, even task lighting and rich, saturated tone in your reflection

- Remarkably accurate color rendering with a CRI value of 90+ and R9 of 50+, so you can see your truest reflection
- Dimmable LED task lighting lets you select the ideal brightness for any task, using a standard dimmer that works with existing wiring. The mirror's LED task lighting provides continuously dimmable brightness to 1%
- Flip Installation: the Statuesque Mirror can be mounted either portrait or landscape.
- Constructed to operate in high humidity or damp spaces. ETL/UL Certified for damp locations to UL 962, CSA Standard C22.2, No. 250.4

CONSTRUCTION

- Durable rust-free anodized aluminum and glass construction - resists intense moisture, ensuring long-lasting beauty
- Anodized aluminum back frame
- Quality polished edge mirror
- Diffuser built into the product eliminating the need for plastic diffusers to be purchased separately
- Fully encased lighting construction eliminating exposed LEDs and electrical components
- Constructed for surface mounting
- Salt Spray Testing - ASTM Standard for 300 hours performed to test mirror quality against desilvering and degradation resulting from environmental exposure
- Secure placement: Independent lab testing of mirror and frame mounting to ensure that it meets the standard for safety

Call the Robern Customer Service team for product availability and to receive a freight quote at 1-800-877-2376.



STATUESQUE™ LIGHTED MIRROR - CURATED

INSTALLATION

- Includes all required mounting hardware
- This installation may require more than one person
- Hang in portrait or landscape orientation
- Includes installation hardware with easy installation via Plug and Hang System.
- Install mirror by plugging into an outlet behind the mirror, eliminating the need to bring back an electrician to install or remove - making it a cinch for both new construction and renovations. Works in all North American outlets
- Hang the mirror using a pinch cleat mounting system, which provides strength and simplicity to the installation process
- Requires 120 VAC 20 amp GFCI circuit protected wall outlet (configured as detailed in installation instructions)
- Mirror functions using standard residential dimmers and switches, available separately through electrical supply and home improvements centers
- Dimmer recommendation: C.L Dimmers or Caseta Wireless from Lutron
- For on/off (no dimmer) operation a standard wall switch may be substituted in place of the dimmer.



STATUESQUE™ MIRRORS WORKSHEET

robern.com/murray-hill

CABINETS

NICHES

LIGHTING

MIRRORS

VANITIES

CRAFT SERIES

MAGNIFICATION
MIRRORS

ACCESSORIES

Example Model: **CM8644RPFPN3JU**

C M 8644 R P FP N 3 JU

C M 8644 R P FP N 3 JU

Product Line	C = Custom
Category	M = Mirror
Dimensions	8644 = 86" W x 44" H
Shape	R = Rectangle
Light Pattern	P = Perimeter
Mirror Style	FP = Polished Edge
Defogger	N = No defogger
Color Temperature	3 = 3000K
Package Option	JU = Individual overpack, unbranded and rotatable



CABINETS

NICHES

LIGHTING

MIRRORS

VANITIES

CRAFT SERIES

MAGNIFICATION
MIRRORS

ACCESSORIES

STATUESQUE LIGHTED MIRROR - CURATED



MODEL	DESCRIPTION / UPGRADE OPTIONS	PRICE USD	PRICE CAD
CM8644RPFPN3JU	44" W x 86" H x 1-¾" D (44" W x 86" H) Perimeter, 3000K	\$5,929	\$7,899



STATUESQUE LIGHTED MIRROR- CUSTOM

Reimagine the Statuesque lighted mirror in your own inimitable style — and size. Design a custom-sized lighted mirror for primary baths, dressing rooms, closets, hallways, and front entries and relish the calm of quiet reflections.

STATUESQUE CUSTOMIZATION OPTIONS

To request a custom quote email custom@robern.com

SIZE

Maximum size 60" × 86" portrait or landscape for Rectangle, Pill and Arch

Maximum size 60" × 60" for Round

LIGHT PATTERN



Perimeter



Glow

FRAME



½ inch width



1 inch width

FRAME FINISHES



Brass



Chrome



Polished Nickel



Matte Black



White

OTHER FEATURES

- Nightlight
- Defogger

SHAPE



Rectangle



Round



Pill




Arch

Statuesque Mirror Program Terms & Conditions • Due to the unique qualities of this product, the Statuesque Mirror Program is not part of Robern's standard freight program. Freight will be quoted for each order, custom or otherwise. Custom orders cannot be canceled and are non-returnable. Products shipped and received in accordance with customers' accepted orders are non-refundable. Purchase orders cannot be adjusted. Robern's Safe Arrival Policy applies. Concealed Damage Policy: Buyer has 15 days to open and inspect product upon receipt and to notify Customer Service via customerservice@robern.com or 800-877-2376. • Robern's Limited Warranty, One-Year Term applies. Limited stock is available for the Model CM8644RPFNP3JU; call for availability (800)-877-2376. Model CM8644RPFNP3JU has a 2-week lead time while supplies last; subsequent back order lead time is 12 -18 weeks. Custom Product lead time is approximately 12 - 18 weeks production.



INSTINCT™ LIGHTED MIRRORS



DISCOVER THE LATEST IN ILLUMINATED MIRRORS WITH INSTINCT - FEATURING CUSTOMIZABLE LIGHTING AND INTUITIVE ON-MIRROR TOUCH CONTROLS FOR EFFORTLESS ADJUSTMENTS TO COLOR TEMPERATURE AND BRIGHTNESS. DESIGNED TO ADAPT TO YOUR EVERY MOOD, INSTINCT PROVIDES THE PERFECT LIGHTING FOR ANY MOMENT. COMPLETE WITH ADVANCED DEFOGGING TECHNOLOGY, A SLEEK, MINIMALIST DESIGN, AND EASY INSTALLATION, INSTINCT BECOMES THE CENTERPIECE OF ANY ROOM, COMBINING SOPHISTICATED STYLE WITH EXCEPTIONAL FUNCTIONALITY.

DIMENSIONS AND WEIGHT

Dimensions (W x H):

- 19- $\frac{1}{8}$ " x 29- $\frac{7}{8}$ "
(486 mm x 759 mm)
- 23- $\frac{1}{8}$ " x 29- $\frac{7}{8}$ "
(587 mm x 759 mm)
- 23- $\frac{1}{8}$ " x 39- $\frac{1}{4}$ "
(587 mm x 997 mm)
- 29- $\frac{1}{8}$ " x 39- $\frac{1}{4}$ "
(740 mm x 997 mm)
- 29- $\frac{1}{8}$ " x 47- $\frac{7}{8}$ "
(740 mm x 1216 mm)
- 29- $\frac{1}{8}$ " x 71- $\frac{7}{8}$ "
(740 mm x 1826 mm)
- 35- $\frac{1}{8}$ " x 39- $\frac{1}{4}$ "
(892 mm x 997 mm)
- 35- $\frac{1}{8}$ " x 47- $\frac{7}{8}$ "
(892 mm x 1216 mm)
- 47- $\frac{1}{8}$ " x 35- $\frac{7}{8}$ "
(1197 mm x 911 mm)
- 59- $\frac{1}{8}$ " x 35- $\frac{7}{8}$ "
(1502 mm x 911 mm)
- 30" x 30"
(762 mm x 762 mm)
- 39- $\frac{3}{8}$ " x 39- $\frac{3}{8}$ "
(1000 mm x 1000 mm)

Depth: $\frac{7}{8}$ " (22 mm)

Net Weight: 16 - 50 lbs.

CONFIGURABLE OPTIONS

- Light Patterns: Perimeter Round, Perimeter Rectangle, Edge Lit Rectangle

FEATURES & BENEFITS

- Perimeter and Edge light patterns provide task lighting ideal for grooming and allows you to see yourself in the best light.
- Elegant on-mirror touch controls with TUN™ technology allow user to set the ideal brightness and color temperature for any task (2700K - 5600K).
- Defogging technology with auto-off timer ensures a clear reflection and will turn off on its own to save electricity.
- Slim profile with easy push-lock installation.
- Constructed to operate in humid or damp spaces. Certified to UL 8750, CSA Standard C22.2, No. 250.13.



INSTINCT™ LIGHTED MIRRORS

CONSTRUCTION

- Durable rust-free anodized aluminum and glass construction – resists intense moisture, ensuring long-lasting beauty
- Anodized aluminum back frame
- Quality polished edge mirror
- Diffuser built into the product eliminating the need for plastic diffusers to be purchased separately
- Fully encased lighting construction eliminating exposed LEDs and electrical components
- Constructed for surface mounting
- Salt Spray Testing - ASTM Standard for 300 hours performed to test mirror quality against desilvering and degradation resulting from environmental exposure
- Secure placement: Independent lab testing of mirror and frame mounting to ensure that it meets the standard for safety.

INSTALLATION

- This installation may require more than one person
- Hang in portrait orientation (unless the 60" wide which mounts landscape)
- Includes installation hardware
- Electrical Enclosure (Power Supply) can be recess mounted behind mirror or remote/surface mounted
- Electrical enclosure includes standard 1/2" knockouts
- Operates on 120V 0.80A max per power supply
- Total power use - 51W (LED = 35W, Defogger = 16W)
- Can be installed within a Robern modular array



INSTINCT™ LIGHTED MIRRORS

Example Model:

I M 2030 R P FP D T



Product Line	I = Instinct
Category	M = Mirror
Dimensions	0030 = 30" Diameter* 0040 = 40" Diameter* 2030 = 20" W x 30" H 2430 = 24" W x 30" H 2440 = 24" W x 40" H 3040 = 30" W x 40" H 3048 = 30" W x 48" H 3072 = 30" W x 72" H 3640 = 36" W x 40" H 3648 = 36" W x 48" H 4836 = 48" W x 36" H 6036 = 60" W x 36" H
Shape	C = Circle R = Rectangle
Light Pattern	P = Perimeter S = Sides
Mirror Style	FP = Polished Edge
Defogger	D = Defogger
Color Temperature	T = TUN (2700K - 5600K)

* Only available in perimeter light pattern

CABINETS

NICHES

LIGHTING

MIRRORS

VANITIES

CRAFT SERIES

MAGNIFICATION
MIRRORS

ACCESSORIES



INSTINCT™ LIGHTED MIRRORS

robern.com/sculpt

CABINETS

NICHES

LIGHTING

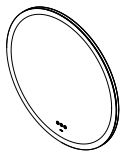
MIRRORS

VANITIES

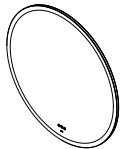
CRAFT SERIES

MAGNIFICATION
MIRRORS

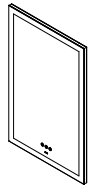
ACCESSORIES



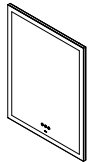
MODEL	DESCRIPTION / UPGRADE OPTIONS	PRICE USD	PRICE CAD
IM0030CPFPDT	30" Diameter × ⅞" D		
	Perimeter, TUN™	\$1,699	\$2,279




IM0040CPFPDT	40" Diameter × ⅞" D		
	Perimeter, TUN™	\$1,999	\$2,649



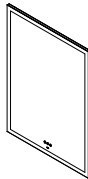
IM2030RPFPDT IM2030RSFPDT	20" W × 30" H × ⅞" D		
	Perimeter, TUN™ Edge Lit, TUN™	\$1,229 \$1,129	\$1,629 \$1,479




IM2430RPFPDT IM2430RSFPDT	24" W × 30" H × ⅞" D		
	Perimeter, TUN™ Edge Lit, TUN™	\$1,479 \$1,379	\$1,979 \$1,829



IM2440RPFPDT IM2440RSFPDT	24" W × 40" H × ⅞" D		
	Perimeter, TUN™ Edge Lit, TUN™	\$1,599 \$1,479	\$2,129 \$1,979



IM3040RPFPDT IM3040RSFPDT	30" W × 40" H × ⅞" D		
	Perimeter, TUN™ Edge Lit, TUN™	\$1,849 \$1,729	\$2,449 \$2,299



IM3048RPFPDT IM3048RSFPDT	30" W × 48" H × ⅞" D		
	Perimeter, TUN™ Edge Lit, TUN™	\$1,999 \$1,879	\$2,649 \$2,499



CABINETS

NICHES

LIGHTING

MIRRORS
INSTINCT


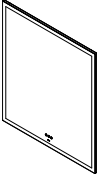
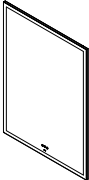
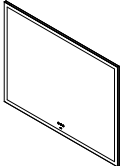
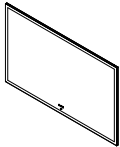
VANITIES

CRAFT SERIES

MAGNIFICATION
MIRRORS

ACCESSORIES

INSTINCT™ LIGHTED MIRRORS

	MODEL	DESCRIPTION / UPGRADE OPTIONS	PRICE	
			USD	CAD
		30" W × 72" H × 7⁄8" D (29-7⁄8" W × 72" H)		
	IM3072RPF PDT	Perimeter, TUN™	\$2,449	\$3,279
	IM3072RSF PDT	Edge Lit, TUN™	\$2,349	\$3,129
		36" W × 40" H × 7⁄8" D (35-1⁄8" W × 40" H)		
	IM3640RPF PDT	Perimeter, TUN™	\$1,999	\$2,649
	IM3640RSF PDT	Edge Lit, TUN™	\$1,879	\$2,499
		36" W × 48" H × 7⁄8" D (35-1⁄8" W × 48" H)		
	IM3648RPF PDT	Perimeter, TUN™	\$2,229	\$2,949
	IM3648RSF PDT	Edge Lit, TUN™	\$2,099	\$2,799
		48" W × 36" H × 7⁄8" D (48" W × 36" H)		
	IM4836RPF PDT	Perimeter, TUN™	\$2,229	\$2,949
	IM6036RPF PDT	60" W × 36" H × 7⁄8" D (60" W × 36" H) Perimeter, TUN™	\$2,449	\$3,279

continued on next page »



SCULPT® LIGHTED MIRRORS



THE SOPHISTICATED INTERPLAY OF PREMIUM TASK LIGHTING AND MUSEUM FRAMES MAKES THE SCULPT LIGHTED MIRROR AN UNDENIABLY EXQUISITE FOCAL POINT IN A VARIETY OF STYLING SPACES.



Scan here to see the full Sculpt Lighted collection

DIMENSIONS AND WEIGHT

Dimensions (W x H):

Slim Museum:

- 25- $\frac{1}{4}$ " x 31- $\frac{1}{4}$ "
(641 mm x 794 mm)
- 25- $\frac{1}{4}$ " x 41- $\frac{1}{4}$ "
(641 mm x 1048 mm)
- 31- $\frac{1}{4}$ " x 41- $\frac{1}{4}$ "
(794 mm x 1048 mm)

Chamfer Museum:

- 27" x 33" (686 mm x 838 mm)
- 27" x 43" (686 mm x 1092 mm)
- 33" x 43" (838 mm x 1092 mm)

Frame Depth:

- Slim Museum: 2- $\frac{1}{4}$ "
- Chamfer Museum: 2- $\frac{5}{16}$ "

Net Weight: 28 – 40 lbs.

CONFIGURABLE OPTIONS

- Frame Styles: Slim Museum, Chamfer Museum
- Title 24 Compliant: Title 24 Compliant and not compliant
- Metal Frame Finishes: Chrome, Polished Nickel, Matte Gold, Matte Black

FEATURES & BENEFITS

- An assortment of styles and sizes to accentuate and meet the needs of a variety of styling spaces
- Museum frames showcase a $\frac{3}{8}$ " gap between the edge of the mirror and the overall frame. The lighting and gap work together to create an even, uniformed illumination across the frame and finishes while providing ambiance and task lighting
- Museum frames include two frame styles: Chamfer and Slim
 - Slim Museum Frame: for a shadow box effect and to complement a modern aesthetic, the sleek profile creates a minimalist look
 - Chamfer Museum Frame: the angled design adds dimension for a unique look that pairs well with transitional and traditional environments
- Match or coordinate fixtures in your styling space with four popular metal frame finishes: Chrome, Polished Nickel, Matte Gold, Matte Black
- Create a coordinated ensemble by pairing with Profiles Vanities
- Warm, relaxing tones (3000K) that replicate indoor lighting
- Light direction and output eliminate dark shadows, provides bright, even task lighting and rich, saturated tone in your reflection
- Remarkably accurate color rendering with a CRI value of 90+ and R9 of 50+, so you can see your truest reflection
- Dimmable LED task lighting to 1% lets you select the ideal brightness for any task, using a standard dimmer that works with existing wiring
- Defogging technology ensures a clear reflection using a standard wall switch
- Compatible with most Triac/Phase-cut dimmers
- Constructed to operate in high humidity or damp spaces. UL Certified for damp locations to UL 962, CSA Standard C22.2
- **TITLE 24 COMPLIANT MODELS**
- LED mirror models (K) tested and certified to California Title 24

continued on next page »



SCULPT® LIGHTED MIRRORS

CABINETS

NICHES

LIGHTING

MIRRORS

VANITIES

CRAFT SERIES

MAGNIFICATION
MIRRORS

ACCESSORIES

standards and meet JA8 2016 requirements

- The Title 24 certified LED mirror has up to 60% more lumen output than the standard model. This increases the overall brightness of warm white light that illuminates your space and reflection
- Dimmable lighting lets you select the ideal brightness for any task, using a standard dimmer that works with existing wiring. The mirror's LED task lighting exceeds Title 24 requirements (< 10% minimum dimming level) with continuously dimmable brightness to 1%.
- Vacancy and dimmer recommendation: Maestro C.L Dimmer and Motion Sensor

- Dimmer recommendation: C.L Dimmers or Caseta Wireless from Lutron
- For on/off (no dimmer) operation, a standard wall switch may be substituted in place of the dimmer

CONSTRUCTION

- Frame Construction
 - Plated chrome and polished nickel finishes provide easy upkeep, exceptional durability, and a timeless look that complements any design
 - Anodized matte gold and matte black finish options are easy to maintain and won't chip, peel, or fade – so you can enjoy their beauty for years to come
- Durable rust-free anodized aluminum and glass construction – resists intense moisture, ensuring long-lasting beauty
- Anodized aluminum frame
- Quality polished edge mirror
- Constructed for surface mounting
- Salt Spray Testing - ASTM Standard for 300 hours performed to test mirror quality against desilvering and degradation resulting from environmental exposure
- Secure placement: Independent lab testing of mirror and frame mounting to ensure that it meets the standard for safety.

INSTALLATION

- This installation may require more than one person
- Hang in portrait orientation only
- Includes installation hardware with easy installation via Plug and Hang System.
 - Install mirror by plugging into an outlet behind the mirror, eliminating the need to bring back an electrician to install or remove – making it a cinch for both new construction and renovations. Works in all North American outlets
 - Hang the mirror using a pinch cleat mounting system, which provides strength and simplicity to the installation process
- Requires 120 VAC 20 amp GFCI circuit protected wall outlet (configured as detailed in installation instructions)
- Mirror functions (lighting, defogger) operated using standard residential dimmers and switches, available separately through electrical supply and home improvements centers



SCULPT® LIGHTED MIRROR WORKSHEET

robern.com/sculpt

Example Model:

Y M 2531 R P SM D 3 K 76

	Y	M	2531	R	P	SM	D	3	K	76
Product Line	Y = Sculpt									
Category	M = Mirror									
Dimensions			2531 = 25" W × 31" H 2541 = 25" W × 41" H 2733 = 27" W × 33" H 2743 = 27" W × 43" H 3141 = 31" W × 41" H 3343 = 33" W × 43" H							
Shape				R = Rectangle/Square						
Light Pattern					P = Perimeter					
Mirror Styles						SM = Slim Museum Frame CM = Chamfer Museum Frame				
Defogger							D = Defogger			
Lighting Option								3 = Warm White (3000K)		
Title 24 Compliant			_ = Not Title 24 Compliant — leave blank with no space K = Title 24 Compliant							
Finishes			76 = Chrome 77 = Polished Nickel 82 = Matte Gold 83 = Matte Black							

Slim Museum available in 25" x 31" and 31" x 41"; Chamfer Museum available in 27" x 33" and 33" x 43"

CABINETS

NICHES

LIGHTING

MIRRORS

VANITIES

CRAFT SERIES

MAGNIFICATION
MIRRORS

ACCESSORIES



SCULPT® LIGHTED MIRRORS

CABINETS

NICHES

LIGHTING

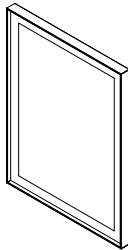
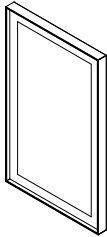
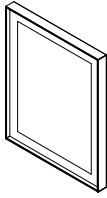
MIRRORS

VANITIES

CRAFT SERIES

MAGNIFICATION
MIRRORS

ACCESSORIES



25" W × 31" H × 2-1/4" D (25-1/4" W × 31-1/4" H)

YM2531RPSMD376	Slim Frame, 3000K, Chrome	\$1,849	\$2,449
YM2531RPSMD377	Slim Frame, 3000K, Polished Nickel	\$1,849	\$2,449
YM2531RPSMD382	Slim Frame, 3000K, Matte Gold	\$2,029	\$2,679
YM2531RPSMD383	Slim Frame, 3000K, Matte Black	\$2,029	\$2,679
YM2531RPSMD3K76	Slim Frame, 3000K, Chrome, Title 24	\$2,029	\$2,679
YM2531RPSMD3K77	Slim Frame, 3000K, Polished Nickel, Title 24	\$2,029	\$2,679
YM2531RPSMD3K82	Slim Frame, 3000K, Matte Gold, Title 24	\$2,249	\$2,979
YM2531RPSMD3K83	Slim Frame, 3000K, Matte Black, Title 24	\$2,249	\$2,979

25" W × 41" H × 2-1/4" D (25-1/4" W × 41-1/4" H)

YM2541RPSMD376	Slim Frame, 3000K, Chrome	\$2,249	\$2,979
YM2541RPSMD377	Slim Frame, 3000K, Polished Nickel	\$2,249	\$2,979
YM2541RPSMD382	Slim Frame, 3000K, Matte Gold	\$2,749	\$3,649
YM2541RPSMD383	Slim Frame, 3000K, Matte Black	\$2,749	\$3,649
YM2541RPSMD3K76	Slim Frame, 3000K, Chrome, Title 24	\$2,749	\$3,649
YM2541RPSMD3K77	Slim Frame, 3000K, Polished Nickel, Title 24	\$2,749	\$3,649
YM2541RPSMD3K82	Slim Frame, 3000K, Matte Gold, Title 24	\$2,879	\$3,849
YM2541RPSMD3K83	Slim Frame, 3000K, Matte Black, Title 24	\$2,879	\$3,849

31" W × 41" H × 2-1/4" D (31-1/4" W × 41-1/4" H)

YM3141RPSMD376	Slim Frame, 3000K, Chrome	\$2,529	\$3,349
YM3141RPSMD377	Slim Frame, 3000K, Polished Nickel	\$2,529	\$3,349
YM3141RPSMD382	Slim Frame, 3000K, Matte Gold	\$2,949	\$3,929
YM3141RPSMD383	Slim Frame, 3000K, Matte Black	\$2,949	\$3,929
YM3141RPSMD3K76	Slim Frame, 3000K, Chrome, Title 24	\$2,629	\$3,499
YM3141RPSMD3K77	Slim Frame, 3000K, Polished Nickel, Title 24	\$2,629	\$3,499
YM3141RPSMD3K82	Slim Frame, 3000K, Matte Gold, Title 24	\$3,029	\$4,029
YM3141RPSMD3K83	Slim Frame, 3000K, Matte Black, Title 24	\$3,029	\$4,029

FRAME OPTIONS

Slim Frame 5/8" frame width

UPGRADE OPTIONS

3000K: Warm White

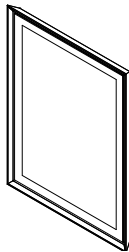
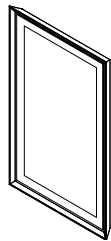
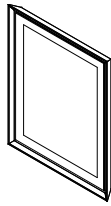
Title 24: Certified for high efficacy in California with up to 60% more lumen output

continued on next page »



SCULPT® LIGHTED MIRRORS

robern.com/sculpt



27" W x 33" H x 2-15/16" D

YM2733RPCMD376	Chamfer Frame, 3000K, Chrome	\$2,529	\$3,349
YM2733RPCMD377	Chamfer Frame, 3000K, Polished Nickel	\$2,529	\$3,349
YM2733RPCMD382	Chamfer Frame, 3000K, Matte Gold	\$2,949	\$3,929
YM2733RPCMD383	Chamfer Frame, 3000K, Matte Black	\$2,949	\$3,929
YM2733RPCMD3K76	Chamfer Frame, 3000K, Chrome, Title 24	\$2,749	\$3,649
YM2733RPCMD3K77	Chamfer Frame, 3000K, Polished Nickel, Title 24	\$2,749	\$3,649
YM2733RPCMD3K82	Chamfer Frame, 3000K, Matte Gold, Title 24	\$3,079	\$4,099
YM2733RPCMD3K83	Chamfer Frame, 3000K, Matte Black, Title 24	\$3,079	\$4,099

27" W x 43" H x 2-15/16" D

YM2743RPCMD376	Chamfer Frame, 3000K, Chrome	\$2,879	\$3,849
YM2743RPCMD377	Chamfer Frame, 3000K, Polished Nickel	\$2,879	\$3,849
YM2743RPCMD382	Chamfer Frame, 3000K, Matte Gold	\$3,229	\$4,299
YM2743RPCMD383	Chamfer Frame, 3000K, Matte Black	\$3,229	\$4,299
YM2743RPCMD3K76	Chamfer Frame, 3000K, Chrome, Title 24	\$3,029	\$4,029
YM2743RPCMD3K77	Chamfer Frame, 3000K, Polished Nickel, Title 24	\$3,029	\$4,029
YM2743RPCMD3K82	Chamfer Frame, 3000K, Matte Gold, Title 24	\$3,449	\$4,579
YM2743RPCMD3K83	Chamfer Frame, 3000K, Matte Black, Title 24	\$3,449	\$4,579

33" W x 43" H x 2-15/16" D

YM3343RPCMD376	Chamfer Frame, 3000K, Chrome	\$3,049	\$4,079
YM3343RPCMD377	Chamfer Frame, 3000K, Polished Nickel	\$3,049	\$4,079
YM3343RPCMD382	Chamfer Frame, 3000K, Matte Gold	\$3,499	\$4,649
YM3343RPCMD383	Chamfer Frame, 3000K, Matte Black	\$3,499	\$4,649
YM3343RPCMD3K76	Chamfer Frame, 3000K, Chrome, Title 24	\$3,129	\$4,179
YM3343RPCMD3K77	Chamfer Frame, 3000K, Polished Nickel, Title 24	\$3,129	\$4,179
YM3343RPCMD3K82	Chamfer Frame, 3000K, Matte Gold, Title 24	\$3,649	\$4,849

FRAME OPTIONS

Chamfer Frame 1-1/2" frame width

UPGRADE OPTIONS

3000K: Warm White

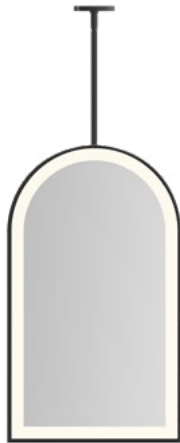
Title 24: Certified for high efficacy in California with up to 60% more lumen output

continued on next page »





SCULPT HANGING LIGHTED MIRRORS



Inset

THE SCULPT HANGING LIGHTED MIRROR ENCAPSULATES ELEVATED LIVING THROUGH ITS ARCHITECTURAL FORMS, FINISHES, AND FULL ILLUMINATION TASK LIGHTING. BY REIMAGINING GETTING READY AREAS AS SPACES THAT CAN SOOTHE, ENHANCE, AND INSPIRE WELLBEING, SCULPT BRINGS A TRANSFORMATIVE ADDITION TO ANY CORNER OF YOUR HOME THROUGH ITS UNIQUE SUSPENSION AND RADIANT LIGHT.



Scan here to see the full Vitality collection

DIMENSIONS AND WEIGHT

Dimensions (W x H):

- Arch: 19-1/4" x 33"
(489mm x 838mm)
- Pill: 19-1/4" x 39-3/8"
(489mm x 1000mm)

Depth:

Arch and Pill: 1-7/8" (47mm)

Net Weight: 35-39 lbs.

CONFIGURABLE OPTIONS

- Metal Frame Finishes: Polished Stainless Steel, Brass, Matte Black
- Shapes: Pill, Arch
- Light Pattern: Perimeter

FEATURES & BENEFITS

- Perimeter light pattern with warm white light at 3000K
- Compatible with off-mirror dimmers (sold separately) for adjustable brightness.
- Ceiling-hung mirrors designed for uniquely creative installation possibilities.
- Includes extension rods to accommodate up to 11-foot ceilings.

- Lofted ceiling adapter included for ceiling surfaces ranging from 45 to 90 degrees.
- Hand-polished, durable stainless steel, available in Arch or Pill forms for bold, elegant designs.
- Match or coordinate fixtures in your styling space with three popular metal frame finishes: Polished Stainless Steel, Brass, Matte Black

CONSTRUCTION

- Frame Construction:
Hand polished stainless steel provides easy upkeep, exceptional durability, and a timeless look that complements any design
- Anodized brass and powder coated matte black finish options are easy to maintain and won't chip, peel, or fade so you can enjoy their beauty for years to come
- Durable rust-free stainless steel and glass construction - resists intense moisture, ensuring long-lasting beauty
- Constructed for ceiling mounting
- Salt Spray Testing - ASTM Standard for 300 hours performed to test mirror quality against desilvering and degradation resulting from environmental exposure
- Secure placement: Independent lab testing of mirror and frame mounting to ensure that it meets the standard for safety.

INSTALLATION

- This installation may require more than one person
- Hang in portrait orientation only
- Operates on 120V 0.80A Max per Power Supply
- Compatible with most Triac/Phase-cut dimmers
- It is recommended that this product be installed using a 4" round ceiling box rated for a minimum of 50 lbs (23 kg)



SCULPT HANGING LIGHTED MIRRORS

robern.com/vitality

- For standard 8' ceiling installations, the adjustable down rod can adjust the height of the mirror a total of 11" (279mm), with each adjustment in 1" (25mm) increments.
- For installations higher than an 8' ceiling, extension rods have been supplied.
- Whether the ceiling is lofted or flat, the Ceiling Adapter will need to be set to match the ceiling pitch.

CABINETS

NICHES

LIGHTING

MIRRORS

VANITIES

CRAFT SERIES

MAGNIFICATION
MIRRORS

ACCESSORIES



SCULPT HANGING LIGHTED MIRRORS

Example Model:

Y M 2033 A P PF N 3 H 86



Product Line	Y = Sculpt Series
Category	M = Mirror
Dimensions	2033 = 20" W x 33" H* 2040 = 20" W x 40" H**
Shape	A = Arch P = Pill
Light Pattern	P = Perimeter
Frame	PF = 1/2" Frame
Defogger	N = No defogger included
Color Temperature	3 = 3000K
Options	H = Ceiling Mounted
Finish	83 = Matte Black 84 = Polished Stainless Steel 86 = Brass

* Only available in Arch

** Only available in Pill

CABINETS

NICHES

LIGHTING

MIRRORS

VANITIES

CRAFT SERIES

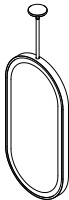
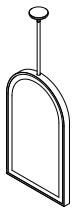
MAGNIFICATION
MIRRORS

ACCESSORIES



SCULPT HANGING LIGHTED MIRRORS

robern.com/vitality



MODEL	DESCRIPTION / UPGRADE OPTIONS	PRICE USD	PRICE CAD
20" W x 33" H x 1-7/8" D (19-1/4" W x 33" H)			
YM2033APPFN3H83	Perimeter Lit, Hanging Arch, Matte Black	\$2,329	\$3,099
YM2033APPFN3H84	Perimeter Lit, Hanging Arch, Polished Stainless Steel	\$2,329	\$3,099
YM2033APPFN3H86	Perimeter Lit, Hanging Arch, Brass	\$2,329	\$3,099
20" W x 40" H x 1-7/8" D (19-1/4" W x 39-3/8" H)			
YM2040SPPFN3H83	Perimeter Lit, Hanging Arch, Matte Black	\$2,379	\$3,149
YM2040SPPFN3H84	Perimeter Lit, Hanging Pill, Polished Stainless Steel	\$2,379	\$3,149
YM2040SPPFN3H86	IPerimeter Lit, Hanging Pill, Brass	\$2,379	\$3,149

CABINETS

NICHES

LIGHTING

MIRRORS

VANITIES

CRAFT SERIES


MAGNIFICATION
MIRRORS

ACCESSORIES

continued on next page »



VITALITY®. LIGHTED MIRRORS



Inset

**PERFECT LIGHT IS NOW WITHIN REACH.
THE VITALITY LIGHTED MIRROR COLLECTION ENHANCES
YOUR EVERYDAY ROUTINE WITH THE HIGHEST QUALITY
OF LIGHTING IN ITS CLASS.**



Scan here to see the full Vitality collection

DIMENSIONS AND WEIGHT

Dimensions (W x H):

- 30" (762 mm) Diameter
- 40" (1016 mm) Diameter
- 24" x 30" (610 mm x 762 mm)
- 24" x 30" (610 mm x 762 mm)
- 30" x 30" (762 mm x 762 mm)
- 30" x 40" (762 mm x 1016 mm)
- 36" x 30" (914 mm x 762 mm)
- 36" x 40" (914 mm x 1016 mm)
- 48" x 36" (1219 mm x 914 mm)

Title 24 Dimensions (W X H):

- 24" x 30" (610 mm x 762 mm)
- 24" x 40" (610 mm x 1016 mm)
- 30" x 40" (762 mm x 1016 mm)
- 36" x 40" (914 mm x 1016 mm)

Depth: 1-3/4" (45 mm)

Net Weight: 23-45 lbs

CONFIGURABLE OPTIONS

- Light Patterns: Perimeter Round, Perimeter Rectangle, Edge Lit Rectangle, Column Rectangle, Inset Round, Glow Rectangle
- Lighting Options: Warm White (3000K) for Perimeter, Glow, Edge Lit, Inset, Column or Cool White (4000K) for Inset, Column

FEATURES & BENEFITS

- Choose between warm, relaxing tones (3000K) that replicate indoor lighting or cool, invigorating tones (4000K), which simulate bright daylight
- Light direction and output eliminate dark shadows, provides bright, even task lighting and rich, saturated tone in your reflection
- Remarkably accurate color rendering with a CRI value of 90+ and R9 of 50+, so you can see your truest reflection
- Dimmable LED task lighting when paired with a third party dimmer allows user to smoothly adjust light output down to 1%.
- Defogging technology ensures a clear reflection using a standard wall switch
- Flip Installation: the 48" x 36" mirror can be flipped to 36" x 48" to give two size options for a home. By purchasing this mirror option, you not only get the choice to pick the size that meets your needs, it gives you the freedom to change orientation later.
- Compatible with most Triac/Phase-cut dimmers; 0-10V for custom projects
- Select models tested and certified to California Title 24 standards and meets JA8 2016 requirements
- Constructed to operate in high humidity or damp spaces. ETL/UL Certified for damp locations to UL 962, CSA Standard C22.2, No. 250.4



VITALITY® LIGHTED MIRRORS

robern.com/vitality

TITLE 24 COMPLIANT MODELS *(Models that support Title 24 Compliance)*

- LED mirror models (K) tested and certified to California Title 24 standards and meets JA8 2016 requirements
- The Title 24 certified LED mirror has up to 60% more lumen output than the standard model. This increases the overall brightness of warm white light that illuminates your space and reflection
- The mirror's LED task lighting exceeds Title 24 requirements (< 10% minimum dimming level) with continuously dimmable brightness to 1%
- Vacancy and dimmer recommendation: Maestro C.L Dimmer and Motion Sensor

CONSTRUCTION

- Durable rust-free anodized aluminum and glass construction – resists intense moisture, ensuring long-lasting beauty
- Anodized aluminum back frame
- Quality polished edge mirror
- Diffuser built into the product eliminating the need for plastic diffusers to be purchased separately
- Fully encased lighting construction eliminating exposed LEDs and electrical components
- Constructed for surface mounting
- Salt Spray Testing - ASTM Standard for 300 hours performed to test mirror quality against desilvering and degradation resulting from environmental exposure
- Secure placement: Independent lab testing of mirror and frame mounting to ensure that it meets the standard for safety.

INSTALLATION

- This installation may require more than one person
- Hang in portrait orientation
- Includes installation hardware with easy installation via Plug and Hang System.
 - Install mirror by plugging into an outlet behind the mirror, eliminating the need to bring back an electrician to install or remove – making it a cinch for both new construction and renovations. Works in all North American outlets
 - Hang the mirror using a pinch cleat mounting system, which provides strength and simplicity to the installation process
- Requires 120 VAC 20 amp GFCI circuit protected wall outlet (configured as detailed in installation instructions)
- Mirror functions (lighting, defogger) operated using standard residential dimmers and switches, available separately through electrical supply and home improvements centers
- Dimmer recommendation: C.L Dimmers or Caseta Wireless from Lutron
- For on/off (no dimmer) operation a standard wall switch may be substituted in place of the dimmer



VITALITY® LIGHTED MIRROR WORKSHEET

robern.com/vitality

Example Model:

Y M 0030 C P FP D 3 P K

Y M 0030 C P FP D 3 P K

Product Line Y = Vitality

Category M = Mirror

Dimensions (Round) 0030 = 30" Diameter

0040 = 40" Diameter

Dimensions 2430 = 24" W × 30" H

2440 = 24" W × 40" H

3030 = 30" W × 30" H**

3040 = 30" W × 40" H

3630 = 36" W × 30" H

3640 = 36" W × 40" H

4836 = 48" W × 36" H

Shape C = Round

R = Rectangle/Square

Light Pattern P = Perimeter

S = Edge Lit*

C = Column*

I = Inset

G = Glow*

Mirror Style FP = Polished Edge

Defogger D = Defogger

Lighting Options 3 = Warm White (3000K)

4 = Cool White (4000K)**

Flippable Blank = Not Flippable

(48" × 36" only) P = Flippable

Title 24 Compliant _ = Not Title 24 Compliant — leave blank with no space

K = Title 24 Compliant

* Only available on rectangle models

** Column and Inset only

CABINETS

NICHES

LIGHTING

MIRRORS

VANITIES

CRAFT SERIES

MAGNIFICATION
MIRRORS

ACCESSORIES



VITALITY® LIGHTED MIRRORS

robern.com/vitality

CABINETS

NICHES

LIGHTING

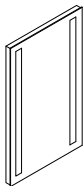
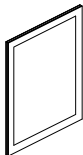
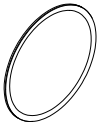
MIRRORS

VANITIES

CRAFT SERIES

MAGNIFICATION
MIRRORS

ACCESSORIES



MODEL	DESCRIPTION / UPGRADE OPTIONS	PRICE USD	PRICE CAD
30" Diameter × 1-¾" D			
YM0030CPFPD3	Perimeter, 3000K	\$1,429	\$1,899
YM0030CIFPD3	Inset, 3000K (shown)	\$1,479	\$1,979
YM0030CIFPD4	Inset, 4000K	\$1,479	\$1,979
40" Diameter × 1-¾" D			
YM0040CPFPD3	Perimeter, 3000K (shown)	\$1,699	\$2,279
YM0040CIFPD3	Inset, 3000K	\$1,849	\$2,449
YM0040CIFPD4	Inset, 4000K	\$1,849	\$2,449
24" W × 30" H × 1-¾" D			
YM2430RCFPD3	Column, 3000K	\$999	\$1,349
YM2430RCFPD4	Column, 4000K	\$999	\$1,349
YM2430RGFPD3	Glow, 3000K	\$1,179	\$1,549
YM2430RSFPD3	Edge Lit, 3000K	\$1,179	\$1,549
YM2430RPFPD3	Perimeter, 3000K (shown)	\$1,249	\$1,679
YM2430RIFPD3	Inset, 3000K	\$1,349	\$1,779
YM2430RIFPD4	Inset, 4000K	\$1,349	\$1,779
YM2430RPFPD3K	Perimeter, 3000K, Title 24	\$1,579	\$2,079
24" W × 40" H × 1-¾" D			
YM2440RCFPD3	Column, 3000K (shown)	\$1,049	\$1,399
YM2440RCFPD4	Column, 4000K	\$1,049	\$1,399
YM2440RGFPD3	Glow, 3000K	\$1,229	\$1,629
YM2440RSFPD3	Edge Lit, 3000K	\$1,229	\$1,629
YM2440RPFPD3	Perimeter, 3000K	\$1,349	\$1,779
YM2440RIFPD3	Inset, 3000K	\$1,429	\$1,899
YM2440RIFPD4	Inset, 4000K	\$1,429	\$1,899
YM2440RPFPD3K	Perimeter, 3000K, Title 24	\$1,629	\$2,149



Inset



Columns



Glow



Edge Lit

UPGRADE OPTIONS

3000K: Warm White

4000K: Cool White

Title 24: Certified for high efficacy in California with up to 60% more lumen output



Inset



Perimeter

continued on next page »



VITALITY® LIGHTED MIRRORS

MODEL	DESCRIPTION / UPGRADE OPTIONS	PRICE USD	PRICE CAD
30" W × 40" H × 1-¾" D			
YM3040RCFPD3	Column, 3000K	\$1,249	\$1,679
YM3040RCFPD4	Column, 4000K	\$1,249	\$1,679
YM3040RGFPD3	Glow, 3000K	\$1,429	\$1,899
YM3040RSFPD3	Edge Lit, 3000K (shown)	\$1,429	\$1,899
YM3040RPFPD3	Perimeter, 3000K,	\$1,599	\$2,129
YM3040RIFPD3	Inset, 3000K	\$1,629	\$2,149
YM3040RIFPD4	Inset, 4000K	\$1,629	\$2,149
YM3040RPFPD3K	Perimeter, 3000K, Title 24	\$1,849	\$2,449
36" W × 40" H × 1-¾" D			
YM3640RCFPD3	Column, 3000K	\$1,429	\$1,899
YM3640RCFPD4	Column, 4000K	\$1,429	\$1,899
YM3640RGFPD3	Glow, 3000K (shown)	\$1,629	\$2,149
YM3640RSFPD3	Edge Lit, 3000K	\$1,629	\$2,149
YM3640RPFPD3	Perimeter, 3000K	\$1,699	\$2,279
YM3640RIFPD3	Inset, 3000K	\$1,849	\$2,449
YM3640RIFPD4	Inset, 4000K	\$1,849	\$2,449
YM3640RPFPD3K	Perimeter, 3000K, Title 24	\$2,029	\$2,679
48" W × 36" H × 1-¾" D (Flippable)			
YM4836RCFPD3P	Column, 3000K	\$1,899	\$2,529
YM4836RCFPD4P	Column, 4000K	\$1,899	\$2,529
YM4836RGFPD3P	Glow, 3000K	\$2,129	\$2,829
YM4836RSFPD3P	Edge Lit, 3000K (shown)	\$2,129	\$2,829
YM4836RPFPD3P	Perimeter, 3000K	\$2,329	\$3,099
YM4836RIFPD3P	Inset, 3000K	\$2,399	\$3,199
YM4836RIFPD4P	Inset, 4000K	\$2,399	\$3,199



Inset



Columns



Glow



Edge Lit

UPGRADE OPTIONS

3000K: Warm White

4000K: Cool White

Title 24: Certified for high efficacy in California with up to 60% more lumen output



Inset



Perimeter

CABINETS

NICHES

LIGHTING

MIRRORS

VANITIES

CRAFT SERIES

MAGNIFICATION
MIRRORS

ACCESSORIES



MURRAY HILL™ MIRRORS



AVAILABLE IN TWO FINISHES, THE HAND-CONSTRUCTED FACETED FRAME REFLECTS LIGHT IN MULTIPLE DIRECTIONS, ECHOING THE EYE-CATCHING CUT OF A GEMSTONE.



Scan here to see the full Murray Hill collection

DIMENSIONS AND WEIGHT

Dimensions (W x H):

- 24" x 40-³/₄" (610 mm x 1036 mm)

Depth: 1-¹/₁₆" (43 mm)

Net Weight: 62.25 lbs.

CONFIGURABLE OPTIONS

- Colors & Finishes: Chrome or Matte Black

FEATURES & BENEFITS

- The hand-constructed faceted frame reflects light in multiple directions, echoing the eye-catching cut of a gemstone
- Hand welded, solid stainless steel decorative frame

CONSTRUCTION

- Durable rust-free anodized aluminum and glass construction – resists intense moisture, ensuring long-lasting beauty
- Stainless steel and mirror panel frame
- Salt Spray Testing (ASTM Standard) for 300 hours to ensure durability
- Cass Testing – copper test (simulate whole life of product) – accelerated age testing

INSTALLATION

- This installation may require more than one person
- Includes all required mounting hardware

CABINETS

NICHES

LIGHTING

MIRRORS

VANITIES

CRAFT SERIES

MAGNIFICATION
MIRRORS

ACCESSORIES



MURRAY HILL™ MIRRORS WORKSHEET

robern.com/murray-hill

CABINETS

NICHES

LIGHTING

MIRRORS

VANITIES

CRAFT SERIES

MAGNIFICATION
MIRRORS


ACCESSORIES

Example Model:

D2 M 2441 MF 76



Product Line	D2 = Murray Hill
Category	M = Mirror
Dimensions	2441 = 24" W x 41" H
Frame Style	MF = Facet
Finishes	76 = Chrome 83 = Matte Black



MODEL	DESCRIPTION / UPGRADE OPTIONS	PRICE USD	PRICE CAD
Facet	24" W x 41" H x 1-1/16" D (24" W x 40-3/4" H)		
D2M2441MF76	Chrome	\$1,729	\$2,300
D2M2441MF83	Matte Black	\$1,729	\$2,300



PROFILES® MIRRORS



PUT THE FINISHING TOUCHES ON YOUR ENSEMBLE WITH A PROFILES MIRROR IN A COORDINATING METAL FINISH AND ADD PROFILES LIGHTING TO CREATE A STYLISH AND FUNCTIONAL GETTING-READY SPACE.



Scan here to see the full Profiles collection

DIMENSIONS AND WEIGHT

Dimensions (W x H):

- 23-1/8" x 29-7/8"
(587 mm x 759 mm)
- 23-1/8" x 39-7/8"
(587 mm x 997 mm)
- 29-7/8" x 29-7/8"
(759 mm x 759 mm)
- 29-7/8" x 39-7/8"
(759 mm x 997 mm)
- 35-7/8" x 29-7/8"
(911 mm x 759 mm)
- 35-7/8" x 39-7/8"
(911 mm x 997 mm)

Depth: 3/4" (19 mm); 15/16"
(24 mm) when ganged with vertical
lighting or medicine cabinets

Net Weight: 12 – 21 lbs.

CONFIGURABLE OPTIONS

- Metal Frame Finishes: Chrome, Polished Nickel, Matte Black

FEATURES & BENEFITS

- Create a coordinated ensemble by pairing with Profiles Medicine Cabinets, Profiles Lighting and Profiles Vanities
- Match all fixtures in your styling space with Profiles metal frame finishes for a coordinated look: Chrome, Polished Nickel, Matte Black
- Modular mirrors can be ganged with Profiles Lighting and Profiles Medicine Cabinets with optional ganging kit
- Pair with Profiles Medicine Cabinets when storage is needed and Profiles Lighting to create a task lighting in your styling space

CONSTRUCTION

- Durable rust-free anodized aluminum and glass construction – resists intense moisture, ensuring long-lasting beauty
- Constructed for surface mounting

INSTALLATION

- This installation may require more than one person
- Hang in portrait orientation only
- Includes installation hardware with easy installation via Pinch Cleat Mounting System
- For ganging with Profiles Medicine Cabinets or Profiles Lighting, a mirror ganging kit is needed to ensure flush alignment
- If ganging with Profiles Lighting, the existing ganging feature found on one side will need to be removed and the mirror ganging kit (PMGKIT – sold separately) will need to be installed



PROFILES® MIRROR WORKSHEET

robern.com/profiles

CABINETS

NICHES

LIGHTING

MIRRORS

VANITIES

CRAFT SERIES

MAGNIFICATION
MIRRORS

ACCESSORIES

Example Model:

P M 2430 T 76



Product Line **P** = Profiles

Category **M** = Mirror

Dimensions
2430 = 24" W × 30" H
2440 = 24" W × 40" H
3040 = 30" W × 40" H
3640 = 36" W × 40" H

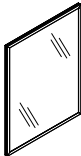
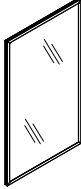

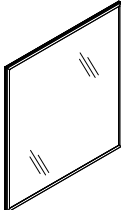
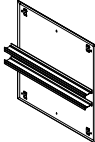
Frame Width **T** = 3/4"

Finishes
76 = Chrome
77 = Polished Nickel
83 = Matte Black



PROFILES® MIRRORS

robern.com/profiles

	MODEL	DESCRIPTION / UPGRADE OPTIONS	PRICE USD	PRICE CAD
		24" W × 30" H × ¾" D (23-⅛" W × 29-⅞" H)		
	PM2430T76	Chrome	\$1,679	\$2,229
	PM2430T77	Polished Nickel	\$1,679	\$2,229
	PM2430T83	Matte Black	\$1,829	\$2,429
		24" W × 40" H × ¾" D (23-⅛" W × 39-¼" H)		
	PM2440T76	Chrome	\$1,829	\$2,429
	PM2440T77	Polished Nickel	\$1,829	\$2,429
	PM2440T83	Matte Black	\$2,099	\$2,799
		30" W × 40" H × ¾" D (29-⅛" W × 39-¼" H)		
	PM3040T76	Chrome	\$1,949	\$2,599
	PM3040T77	Polished Nickel	\$1,949	\$2,599
	PM3040T83	Matte Black	\$2,229	\$2,949
		36" W × 40" H × ¾" D (35-⅛" W × 39-¼" H)		
	PM3640T76	Chrome	\$2,229	\$2,949
	PM3640T77	Polished Nickel	\$2,229	\$2,949
	PM3640T83	Matte Black	\$2,399	\$3,199
Installation Kits				
		Ganging Kits		
	PMGKIT2430	For 24" W × 30" H Mirrors	\$629	\$829
	PMGKIT2440	For 24" W × 40" H Mirrors	\$629	\$829
	PMGKIT3030	For 30" W × 30" H Mirrors	\$679	\$899
	PMGKIT3040	For 30" W × 40" H Mirrors	\$679	\$899
	PMGKIT3630	For 36" W × 30" H Mirrors	\$729	\$979
	PMGKIT3640	For 36" W × 40" H Mirrors	\$729	\$979

CABINETS

NICHES

LIGHTING

MIRRORS

VANITIES

CRAFT SERIES

MAGNIFICATION
MIRRORS

ACCESSORIES



SCULPT® HANGING MIRRORS



"SCULPT HANGING MIRRORS REDEFINE ELEGANCE, BLENDING ARCHITECTURAL ARTISTRY WITH TIMELESS STYLE. THESE CEILING-HUNG DESIGNS INSPIRE CREATIVITY, TRANSFORMING INTERIORS INTO STRIKING SHOWCASES OF DIMENSIONAL BEAUTY. AVAILABLE IN THREE REFINED FINISHES—POLISHED STAINLESS STEEL, BRASS, AND MATTE BLACK—SCULPT MIRRORS SEAMLESSLY ELEVATE ANY SPACE WITH THEIR SOPHISTICATED PRESENCE."

DIMENSIONS AND WEIGHT

Dimensions (W x H):

- **Arch Hanging**
19-¼" x 33"
(489mm x 838mm)
- **Pill Hanging Mirror**
19-¼" x 39-¾"
(489mm x 1000mm)

Frame Depth:

Arch and Pill: 1-7/8" (47mm)

Net Weight: 31 – 33 lbs.

CONFIGURABLE OPTIONS

- **Metal Frame Finishes:**
Polished Stainless Steel, Brass,
Matte Black
- **Shapes:**
Pill, Arch

FEATURES & BENEFITS

- Ceiling-hung mirrors designed for uniquely creative installation possibilities
- Includes extension rods to accommodate up to 11-foot ceilings

- Lofted ceiling adapter included for ceiling surfaces ranging from 45 to 90 degrees.
- Match or coordinate fixtures in your styling space with three popular metal frame finishes: Polished Stainless Steel, Brass, Matte Black

CONSTRUCTION

- **Frame Construction**
 - Hand polished stainless steel provides easy upkeep, exceptional durability, and a timeless look that complements any design
 - Anodized brass and powder coated matte black finish options are easy to maintain and won't chip, peel, or fade – so you can enjoy their beauty for years to come
 - Durable rust-free stainless steel and glass construction – resists intense moisture, ensuring long-lasting beauty
 - Constructed for ceiling mounting
 - Salt Spray Testing - ASTM Standard for 300 hours performed to test mirror quality against desilvering and degradation resulting from environmental exposure
 - Secure placement: Independent lab testing of mirror and frame mounting to ensure that it meets the standard for safety.

INSTALLATION

- This installation may require more than one person
- It is recommended that this product be installed using a 4" round ceiling box rated for a minimum of 50 lbs (23 kg)
- For standard 8' ceiling installations, the adjustable down rod can adjust the height of the mirror a total of 11" (279mm), with each adjustment in 1" (25mm) increments.
- For installations higher than an 8' ceiling, extension rods have been supplied.
- Whether the ceiling is lofted or flat, the Ceiling Adapter will need to be set to match the ceiling pitch.



SCULPT® HANGING MIRRORS WORKSHEET

robern.com/sculpt

CABINETS

NICHES

LIGHTING

MIRRORS

VANITIES

CRAFT SERIES

MAGNIFICATION
MIRRORS

ACCESSORIES

Example Model:

Y M 2033 AN PF N Z H 86

	Y	M	2033	AN	PF	N	Z	H	86
	Y	M			PF	N	Z	H	
Product Line	Y = Sculpt Series								
Category	M = Mirror								
Dimensions	2033 = 20" W x 33" H*								
	2040 = 20" W x 40" H**								
Shape	AN = Arch								
	SN = Pill								
Frame	PF = 1/2" Frame								
Defogger	N = No Defogger								
Color Temperature	Z = No color temperature								
Options	H = Ceiling Mounted								
Finishes	83 = Matte Black								
	84 = Polished Stainless Steel								
	86 = Brass								

* only available as arch

** only available as pill



CABINETS

NICHES

LIGHTING

MIRRORS
SCULPT

VANITIES

CRAFT SERIES

MAGNIFICATION
MIRRORS

ACCESSORIES

SCULPT® HANGING MIRRORS



MODEL	DESCRIPTION / UPGRADE OPTIONS	PRICE USD	PRICE CAD
20" W × 33" H × 1-7⁄8" D (19-1⁄4" W × 33" H)			
YM2033ANPFNZH83	Slim Frame, Hanging Arch, Matte Black	\$1,949	\$2,599
YM2033ANPFNZH84	Slim Frame, Hanging Arch, Polished Stainless Steel	\$1,949	\$2,599
YM2033ANPFNZH86	Slim Frame, Hanging Arch, Brass	\$1,949	\$2,599
20" W × 40" H × 1-7⁄8" D (19-1⁄4" W × 39-3⁄8" H)			
YM2040SNPFNZH83	Slim Frame, Hanging Pill, Matte Black	\$2,029	\$2,679
YM2040SNPFNZH84	Slim Frame, Hanging Pill, Polished Stainless Steel	\$2,029	\$2,679
YM2040SNPFNZH86	Slim Frame, Hanging Pill, Brass	\$2,029	\$2,679

continued on next page »



MAIN LINE MIRRORS



Bryn Mawr®

AVAILABLE IN THREE DISTINCT FRAME STYLES AND SIX METAL FINISHES, MAIN LINE FRAMED MIRRORS ENSURE THAT YOU'RE LOOKING YOUR BEST FROM ALL ANGLES.



Scan here to see the full Main Line collection

DIMENSIONS AND WEIGHT

Dimensions (W x H):

- 15-3/8" x 30-1/16"
(391 mm x 764 mm)
- 15-3/8" x 39-1/2"
(391 mm x 1003 mm)
- 19-3/8" x 30-1/16"
(492 mm x 764 mm)
- 19-3/8" x 39-1/2"
(492 mm x 1003 mm)
- 23-3/8" x 30-1/16"
(594 mm x 764 mm)
- 23-3/8" x 39-1/2"
(594 mm x 1003 mm)

Depth: 1-5/8" (44 mm)

Net Weight: 19 – 37 lbs.

CONFIGURABLE OPTIONS

- Frame Styles: Bryn Mawr, Merion, Rosemont
- Metal Finishes: Chrome, Polished Nickel, Nickel, Vintage Brass, Brushed Bronze, Brushed Black

FEATURES & BENEFITS

- Available in three uniquely designed frame options: Bryn Mawr, Merion, Rosemont
- Match fixtures in your styling space with six metal frame finishes for a coordinated look

CONSTRUCTION

- Durable rust-free anodized aluminum and glass construction – resists intense moisture, ensuring long-lasting beauty
- Satin anodized aluminum back frame
- Frame width: 1-3/4" for Bryn Mawr, 2-9/16" for Merion and 13/16" for Rosemont
- Constructed for surface mounting
- Salt Spray Testing - ASTM Standard for 300 hours performed to test mirror quality against desilvering and degradation resulting from environmental exposure
- Secure placement: Independent lab testing of mirror and frame mounting to ensure that it meets the standard for safety.

INSTALLATION

- This installation may require more than one person
- Hang in portrait orientation
- Supplied with concealed mounting hardware

CABINETS

NICHES

LIGHTING

MIRRORS
MAIN LINE

VANITIES

CRAFT SERIES

MAGNIFICATION
MIRRORS

ACCESSORIES

continued on next page »



MAIN LINE MIRROR WORKSHEET

robern.com/main-line

CABINETS

NICHES

LIGHTING

MIRRORS

VANITIES


CRAFT SERIES

MAGNIFICATION
MIRRORS

ACCESSORIES

Example Model:


D M 1630 BM 66



Product Line	D = Main Line
Category	M = Mirror
Dimensions	1630 = 16" W × 30" H 1636 = 16" W × 30" H 1640 = 16" W × 40" H 2030 = 20" W × 30" H 2036 = 20" W × 36" H 2040 = 20" W × 40" H 2430 = 24" W × 30" H 2436 = 24" W × 36" H 2440 = 24" W × 40" H

Mirror Styles	BM = Bryn Mawr® ME = Merion® RM = Rosemont®
---------------	---

Finishes	66 = Nickel 74 = Brushed Black 75 = Brushed Bronze 76 = Chrome 77 = Polished Nickel
----------	---



Bryn Mawr® BM
1-3/4" frame width



Merion® ME
2-5/16" frame width



Rosemont® RM
13/16" frame width

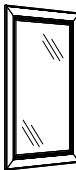
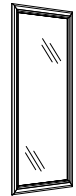
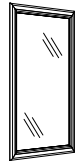
FRAME OPTIONS

Select style by inserting the frame code into the model number (__):

continued on next page »



MAIN LINE MIRRORS


robern.com/main-line


MODEL	DESCRIPTION / UPGRADE OPTIONS	PRICE USD	PRICE CAD
Bryn Mawr (BM) shown 16" W × 30" H (15-1/8" W × 29-7/8" H)			
DM1630__66	Nickel	\$1,049	\$1,399
DM1630__74	Brushed Black	\$1,149	\$1,529
DM1630__75	Brushed Bronze	\$1,149	\$1,529
DM1630__76	Chrome	\$1,429	\$1,899
DM1630__77	Polished Nickel	\$1,429	\$1,899
Bryn Mawr (BM) shown 16" W × 40" H (15-1/8" W × 39-1/2" H)			
DM1640__66	Nickel	\$1,329	\$1,749
DM1640__74	Brushed Black	\$1,429	\$1,899
DM1640__75	Brushed Bronze	\$1,429	\$1,899
DM1640__76	Chrome	\$1,799	\$2,379
DM1640__77	Polished Nickel	\$1,799	\$2,379
Merion (ME) shown 20" W × 30" H (19-1/8" W × 29-7/8" H)			
DM2030__66	Nickel	\$1,179	\$1,549
DM2030__74	Brushed Black	\$1,279	\$1,699
DM2030__75	Brushed Bronze	\$1,279	\$1,699
DM2030__76	Chrome	\$1,649	\$2,199
DM2030__77	Polished Nickel	\$1,649	\$2,199
Merion (ME) shown 20" W × 40" H (19-1/8" W × 39-1/2" H)			
DM2040__66	Nickel	\$1,549	\$2,049
DM2040__74	Brushed Black	\$1,649	\$2,199
DM2040__75	Brushed Bronze	\$1,649	\$2,199
DM2040__76	Chrome	\$2,049	\$2,729
DM2040__77	Polished Nickel	\$2,049	\$2,729
Rosemont (RM) shown 24" W × 30" H (23-1/8" W × 29-7/8" H)			
DM2430__66	Nickel	\$1,329	\$1,749
DM2430__74	Brushed Black	\$1,429	\$1,899
DM2430__75	Brushed Bronze	\$1,429	\$1,899
DM2430__76	Chrome	\$1,799	\$2,379
DM2430__77	Polished Nickel	\$1,799	\$2,379
Rosemont (RM) shown 24" W × 40" H (23-1/8" W × 39-1/2" H)			
DM2440__66	Nickel	\$1,649	\$2,199
DM2440__74	Brushed Black	\$1,799	\$2,379
DM2440__75	Brushed Bronze	\$1,799	\$2,379
DM2440__76	Chrome	\$2,229	\$2,949
DM2440__77	Polished Nickel	\$2,229	\$2,949

continued on next page »



MODULAR MIRRORS



WIDEN YOUR HORIZONS WITH MORE DESIGN FLEXIBILITY THAN EVER BEFORE. MODULAR MIRRORS ARE DESIGNED TO FIT PRECISELY WITH THE SIZING AND THE AESTHETIC STYLE OF YOUR ROBERN MEDICINE CABINET AND LIGHTING, SO YOU CAN MIX AND MATCH TO CREATE A STUNNING ARRAY THAT ADAPTS TO YOUR CONSTRUCTION NEEDS.



Scan here to see the full Modular collection

DIMENSIONS AND WEIGHT

Dimensions (W x H):

- 11-1/4" x 30" (286 mm x 762 mm)
- 11-1/4" x 36" (286 mm x 915 mm)
- 11-1/4" x 39-3/8" (286 mm x 1000 mm)
- 15-1/4" x 30" (387 mm x 762 mm)
- 15-1/4" x 36" (387 mm x 915 mm)
- 15-1/4" x 39-3/8" (387 mm x 1000 mm)
- 19-1/4" x 30" (489 mm x 762 mm)
- 19-1/4" x 36" (489 mm x 915 mm)
- 19-1/4" x 39-3/8" (489 mm x 1000 mm)
- 23-1/4" x 30" (591 mm x 762 mm)
- 23-1/4" x 36" (591 mm x 915 mm)
- 23-1/4" x 39-3/8" (591 mm x 1000 mm)

Depth: 7/8" (22 mm)

Net Weight: 12 - 21 lbs.

CONFIGURABLE OPTIONS

- Edge Type: Polished Edge, Bevel Edge

FEATURES & BENEFITS

- Widen your horizons with more design flexibility by pairing mirrors with cabinets and lighting to ensure flush alignment
- Use a mirror to seamlessly transition across areas where behind-to wall obstructions exist
- Available in 3/4" bevel or polished edge mirror
- Modular mirrors can be ganged with M Series Reserve, M Series, PL PORTRAY®, PL Series, AiO® and Vitality® Cabinets
- Pair with InLine lighting to create task lighting in your styling space

CONSTRUCTION

- Durable rust-free anodized aluminum and glass construction - resists intense moisture, ensuring long-lasting beauty

INSTALLATION

- This installation may require more than one person
- Hang in portrait orientation only
- Includes installation hardware
 - When ganging mirror with InLine Lighting only, no ganging kit is needed - simply align the mirror next to the light for a seamless look
 - When ganging mirror with Tenor or Vesper Lighting, the lighting must be attached to a cabinet



MODULAR MIRRORS WORKSHEET

robern.com/modular-mirrors

CABINETS

NICHES

LIGHTING

MIRRORS

VANITIES

CRAFT SERIES

MAGNIFICATION
MIRRORS

ACCESSORIES

Example Model:

MOD M 1230 FP



Product Line	MOD = Modular
Category	M = Mirror
Dimensions	1230 = 12" W × 30" H 1236 = 12" W × 36" H 1240 = 12" W × 40" H 1630 = 16" W × 30" H 1636 = 16" W × 36" H 1640 = 16" W × 40" H 2030 = 20" W × 30" H 2036 = 20" W × 36" H 2040 = 20" W × 40" H 2430 = 24" W × 30" H 2436 = 24" W × 36" H 2440 = 24" W × 40" H
Mirror Styles	FP = Polished Edge FB = Bevel Edge



MODULAR MIRRORS

CABINETS

NICHERS

LIGHTING





MIRRORS

VANITIES

CRAFT SERIES

MAGNIFICATION
MIRRORS

ACCESSORIES



MODEL	DESCRIPTION / UPGRADE OPTIONS	PRICE USD	PRICE CAD
	12" W × 30" H × 7/8" D (11-1/4" W × 30" H)		
MODM1230FP	Polished Edge	\$549	\$749
MODM1230FB	Bevel Edge	\$549	\$749
	12" W × 36" H × 7/8" D (11-1/4" W × 36" H)		
MODM1236FP	Polished Edge	\$649	\$849
MODM1236FB	Bevel Edge	\$649	\$849
	12" W × 40" H × 7/8" D (11-1/4" W × 39-3/8" H)		
MODM1240FP	Polished Edge	\$679	\$899
MODM1240FB	Bevel Edge	\$679	\$899
	16" W × 30" H × 7/8" D (15-1/4" W × 30" H)		
MODM1630FP	Polished Edge	\$649	\$849
MODM1630FB	Bevel Edge	\$649	\$849
	16" W × 36" H × 7/8" D (15-1/4" W × 36" H)		
MODM1636FP	Polished Edge	\$679	\$899
MODM1636FB	Bevel Edge	\$679	\$899
	16" W × 40" H × 7/8" D (15-1/4" W × 39-3/8" H)		
MODM1640FP	Polished Edge	\$729	\$979
MODM1640FB	Bevel Edge	\$729	\$979
	20" W × 30" H × 7/8" D (19-1/4" W × 30" H)		
MODM2030FP	Polished Edge	\$679	\$899
MODM2030FB	Bevel Edge	\$679	\$899
	20" W × 36" H × 7/8" D (19-1/4" W × 36" H)		
MODM2036FP	Polished Edge	\$729	\$979
MODM2036FB	Bevel Edge	\$729	\$979
	20" W × 40" H × 7/8" D (19-1/4" W × 39-3/8" H)		
MODM2040FP	Polished Edge	\$729	\$979
MODM2040FB	Bevel Edge	\$729	\$979
	24" W × 30" H × 7/8" D (23-1/4" W × 30" H)		
MODM2430FP	Polished Edge	\$729	\$979
MODM2430FB	Bevel Edge	\$729	\$979
	24" W × 36" H × 7/8" D (23-1/4" W × 36" H)		
MODM2436FP	Polished Edge	\$729	\$979
MODM2436FB	Bevel Edge	\$729	\$979
	24" W × 40" H × 7/8" D (23-1/4" W × 39-3/8" H)		
MODM2440FP	Polished Edge	\$779	\$1,049
MODM2440FB	Bevel Edge	\$779	\$1,049

continued on next page »



NOTES

CABINETS

NICHES

LIGHTING

MIRRORS

VANITIES

CRAFT SERIES

MAGNIFICATION
MIRRORS

ACCESSORIES



CABINETS

NICHES

LIGHTING

MIRRORS

VANITIES

CRAFT SERIES

MAGNIFICATION
MIRRORS

ACCESSORIES

VANITIES







VANITIES



CRAFT SERIES
see pgs. 302-330
starting at \$3,329



PROFILES
see pgs. 216-261
starting at \$1,129



CARTESIAN
see pgs. 262-278
starting at \$729



VANITY TOPS
see pgs. 281-288
starting at \$1,229

CABINETS

NICHES

LIGHTING

MIRRORS

VANITIES

CRAFT SERIES

MAGNIFICATION
MIRRORS

ACCESSORIES



VANITIES PRODUCT COMPARISON GUIDE

CABINETS

NICHES

LIGHTING

MIRRORS

VANITIES

CRAFT SERIES

MAGNIFICATION
MIRRORS

ACCESSORIES

COLLECTIONS		CARTESIAN®	PROFILES®	VANITY TOPS
WIDTH				
24"		•	•	•
30"		•	•	•
36"		•	•	•
48"		•	•	•
54"		•	•	•
60"		•	•	•
72"		•	•	•
Modular (Build Your Own)		•	•	
INSTALLATION TYPE				
Floating		•	•	
SINK TYPE				
Center		•	•	•
Left Offset		•	•	•
Right Offset		•	•	•
Double		•	•	•
MATERIAL				
Glass		•	•	•
COLORS & FINISHES				
GLASS COLORS	Matte White	•	•	
	White	•	•	
	Satin White	•	•	
	Matte Sand	•		
	Matte Slate	•		
	Satin Bronze	•	•	
	Matte Gray	•	•	
	Tinted Gray Mirror	•	•	
	Matte Black	•	•	



VANITIES PRODUCT COMPARISON GUIDE

COLLECTIONS		CARTESIAN®	PROFILES®	VANITY TOPS
METAL FINISHES	Chrome		•	
	Polished Nickel		•	
	Matte Gold		•	
	Matte Black		•	
VANITY TOP COLORS	White Zeus Extreme	•	•	•
	Quartz White	•	•	•
	White Glass	•	•	•
	Lyra	•	•	•
	Stone Gray	•	•	•
	Lava Black	•	•	•
DRAWER TYPE				
False Front		•	•	
Tip Out Drawer		•	•	
Plumbing Drawer		•	•	
Full Drawer		•	•	
Night Light		•	•	
CERTIFICATIONS & CODE COMPLIANCE				
UL/ETL — Night Light		•	•	N/A
ADD-ON ACCESSORIES				
Electric Accessory		•	•	
Night Light		•	•	
Glass Bins		•	•	
Drawer Inserts		•	•	
Ganging Kit		•	•	
Side Kits		•	•	
Alcove Kits		•	•	
Vanity Top with Sink		•	•	
Under-counter Sink for Custom Tops		•	•	•
LEAD TIME				
2 Weeks		•		•
4 Weeks		•	•	•

CABINETS

NICHEs

LIGHTING

MIRRORS

VANITIES

CRAFT SERIES

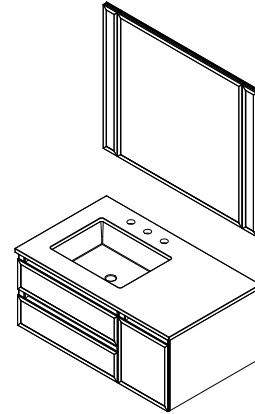
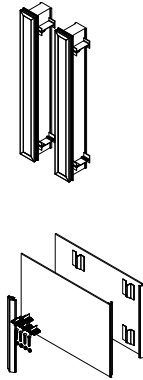
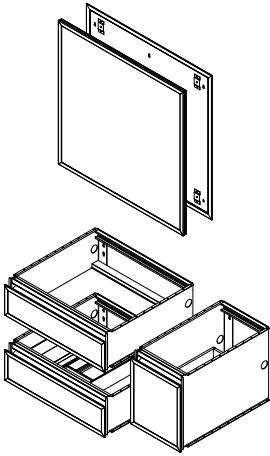
MAGNIFICATION
MIRRORS

ACCESSORIES



PROFILES® VANITIES GANGING REFERENCE

CONFIGURATION 1

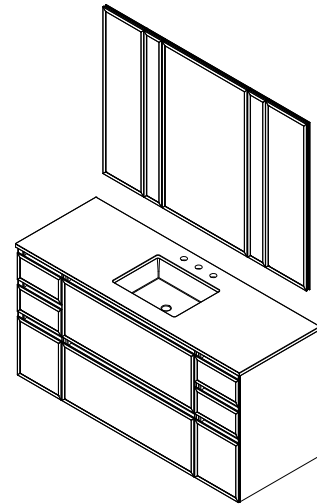
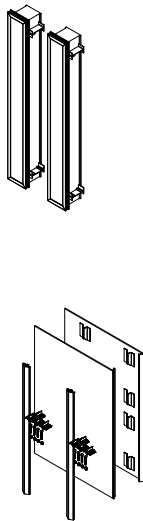
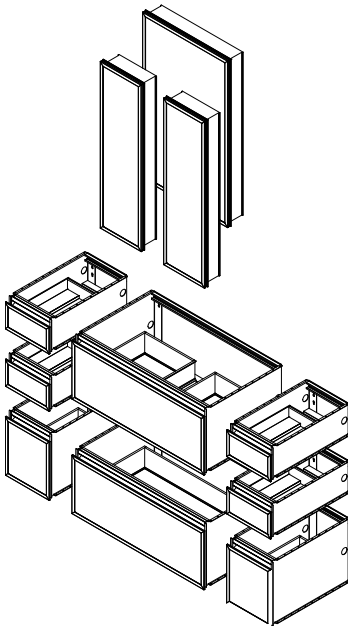


(1) PM3030T__
(1) PMGKIT3030
(1) VP24H1D21T__S__
(1) VP24H1D21P__S__
(1) VP12H2D21F__S__

(2) PL3.530TLSC__DV
(1) VM2SKH2D21-__
(1) VMGKITH2

(1) TF37ULO__-8

CONFIGURATION 2



(1) PC2440D4TLE__
(2) PC1240D4TNN__
(1) VP36H2D21P__S__
(1) VP36H2D21F__S__
(4) VP12H1D21F__S__
(2) VP12H2D21F__S__

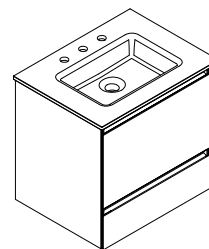
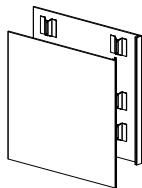
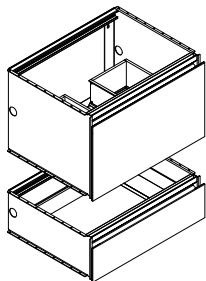
(2) PL5.040TLSC__DV
(1) VM2SKH4D21-__
(2) VMGKITH4
(1) MGKIT

(1) TF61UCO__-8



CARTESIAN® VANITIES GANGING REFERENCE

CONFIGURATION 1

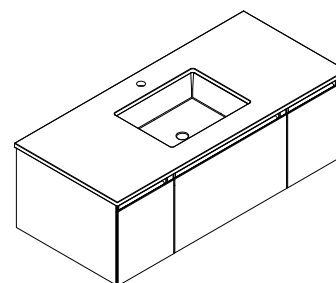
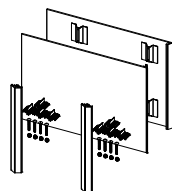
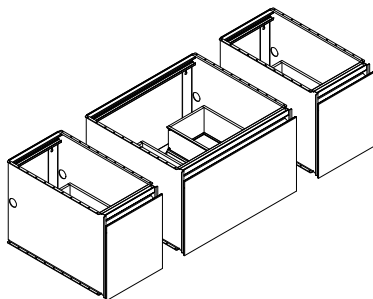


(1) VM24H2D21P____
(1) VM24H1D21F____

(1) VM2SKH3D21-__

(1) TS25UCN21-8

CONFIGURATION 2

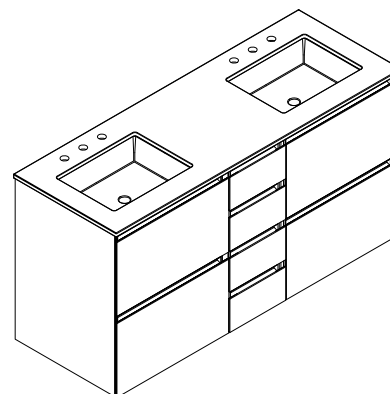
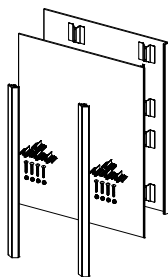
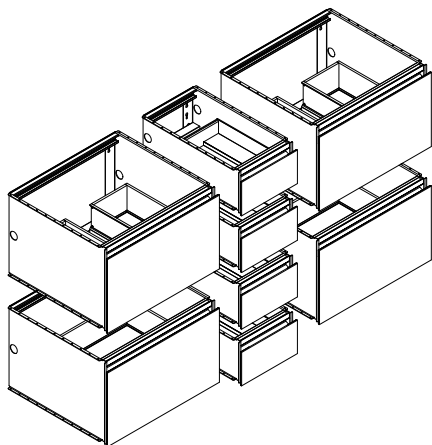


(1) VM24H2D21P____
(2) VM12H2D21F____

(1) VM2SKH2D21-__
(2) VMGKITH2

(1) TF49UCO__-1

CONFIGURATION 3



(1) VM24H2D21P____
(2) VM12H2D21F____
(4) VM12H1D21F____

(1) VM2SKH4D21-__
(2) VMGKITH4

(1) TF61UDO__-8D4

CABINETS

NICHES

LIGHTING

MIRRORS

VANITIES


CRAFT SERIES

MAGNIFICATION
MIRRORS

ACCESSORIES



PROFILES® VANITIES



FROM THE EYE-CATCHING ACCENTS TO THE ERGONOMIC DRAWERS, THE PROFILES VANITY COLLECTION IS MORE THAN JUST A CUSTOMIZABLE STORAGE SOLUTION – IT'S AN IDEAL CENTERPIECE FOR YOUR DESIGN. CHOOSE STORAGE OPTIONS TO MAXIMIZE EFFICIENCY IN YOUR SPACE, THEN SELECT THE COLOR PALETTE AND FINISHING TOUCHES TO CUSTOMIZE YOUR DESIGN.



Scan here to see the full Profiles® collection

DIMENSIONS & WEIGHT

Dimensions (W X H):

Width:

- 12-1/8" (308 mm), 24-1/4" (613 mm), 30-1/8" (765 mm), 36-1/8" (918 mm) - with side kits installed

Height:

- 7-1/2" (191 mm), 15" (381 mm)

Depth: 18-3/4" (476 mm), 21-3/4" (552 mm)

Net Weight: 17 - 55 lbs

CONFIGURABLE OPTIONS

- Metal Frame Finishes: Polished Nickel, Chrome, Matte Black, Matte Gold
- Color Options: 8 Decorative Gloss and Matte Colors
- Night Light: No Night Light or Integrated LED Night Light in selectable 2700 Kelvin/4000 Kelvin
- Drawer Application: Choice of split plumbing (not available for 12" W drawer), full drawer or tip out drawer (7-1/2" H only, not available for 12" W drawer)

FEATURES & BENEFITS

- Match or coordinate fixtures in your styling space with four popular metal frame finishes: Chrome, Polished Nickel, Matte Gold, and Matte Black
- Modular vanities can be ganged or stacked to fit a variety of desired heights and widths (ganging kit required)
- Create a coordinated ensemble by pairing with Profiles Medicine Cabinets, Profiles Lighting and Profiles Mirrors
- Plumbing drawer to allow clearance for drain (not available for 12" W drawer); false fronts (7-1/2" height - H1 only, not available for 12" W drawer) maintain the vanity's design when a sink does not allow room for a drawer; tip out drawer (7-1/2" height - H1 only, not available for 12" W drawer) gives storage back by providing a drawer for smaller items and full drawer allows optimal storage solutions; full drawers are not designed to accept a sink or plumbing. Drawers are intended for ganging and stacking
- Uniquely designed handleless ergonomic drawer, allows for a comfortable feel and effortless operation
- H1 (7-1/2" H) vanities include five glass bins for plumbing drawers and four glass bins for full drawers; H2 (15" H) vanities include one glass bin with plumbing drawers; Not available for 12" W vanities
- Organization kit for H2 (15" H): two fully adjustable glass drawer dividers provide storage right where you need it and prevent items from moving and sliding in the drawer
- Night Light Option - integrated LED night light with light bar built into top frame of each drawer, provides soft light to illuminate drawer interior and for wayfinding light in selectable 2700 Kelvin/4000 Kelvin. Night light is ETL certified to UL 2108, CSA Standard C22.2 No. 12

CONSTRUCTION

- Durable rust-free anodized aluminum and glass construction - resists intense moisture, ensuring long-lasting beauty



PROFILES® VANITIES

robern.com/profiles

- Slow-close full-extension slides combined with the durability of aluminum construction ensure smooth operation of the vanity drawers that will last a lifetime
- Constructed for wall hanging loads with stone tops
- Glass fronts and side kits are replaceable
- Industrial grade installation hardware
- White shatter-protected glass drawer bottoms will not degrade or show wear. Glass dissipates heat to ensure confidence that hot items will not leave heat marks on the bottom of the drawers

and only available for
15" H (H2) vanities (not available
for 12" W vanities)

INSTALLATION

- This installation may require more than one person
- Includes installation hardware and structural bolts
- Special site preparation is required. Wall bracing and Robern supplied hardware are recommended.
- The plumbing must be roughed into the plumbing cutout area of the vanity. Refer to the sink rough-in and the vanity rough-in for proper placement. The water supply and drain lines must be installed before installing the vanity.
- Components needed for stacking are included with each vanity
- Within a column, all vanities must stay the same width. Ganging kit required for each column connection point and is selected based on the connection height of the cabinets. Each ganging kit is by 7-1/2" H increments (H1 = 7-1/2", H2 = 15", H3 = 22-1/2", H4 = 30").
- Side kits are sold separately to allow for customization and are available individually or as pairs. You must choose one side kit or alcove kit for every exposed side
- With a 7-1/2" H vanity, a tip out drawer must be used with an undercounter sink
- If stacking with a 7-1/2" H tip out drawer, the second vanity must be a 7-1/2" plumbing drawer, a 15" plumbing drawer or a 15" H full drawer as the first 15" H needs plumbing clearance. If using 7-1/2" H tip out for undercounter sink installation, slim plumbing drawer insert can be used with a 15" H plumbing drawer and still clear pipes.
- Night light option (S) - 12VDC plug-in transformer. Option of two color temperatures for one night light: 2700 or 4000 Kelvin. The vanity is preconfigured at 2700K. Night light can be reconfigured to 4000K at time of installation, See installation instructions for more information.
- Electric Accessory option: three plugs and a switch that turns off power to the unit to keep appliances safely plugged in - 120VAC 20A outlet - GFCI protected. Installed within 15" H (H2) vanity drawer; not recommended to be used in combination with Drawer Insert
- Plumbing drawer insert must be used with an above-counter sink installation; full drawer version can be used in a full drawer - includes four glass bins

CABINETS

NICHES

LIGHTING

MIRRORS

VANITIES
PROFILES

CRAFT SERIES

MAGNIFICATION
MIRRORS

ACCESSORIES



PROFILES® MODULAR VANITY WORKSHEET

Example Model:

V P 12H1 D18 P 11 N 76



Product Line **V = Vanity**

Category **P = Profiles**

Dimensions
12H1 = 12" × 7-1/2"
12H2 = 12" × 15"
24H1 = 24" × 7-1/2"
24H2 = 24" × 15"
30H1 = 30" × 7-1/2"
30H2 = 30" × 15"
36H1 = 36" × 7-1/2"
36H2 = 36" × 15"

Depth
D18 = 18"
D21 = 21"

Drawer Application
P = Plumbing
F = Full
T = Tip Out*
R = False Fronts*

Glass Color
Essentials Palette
11 = Tinted Gray Mirror
21 = White
Classic Palette
26 = Matte White
27 = Matte Gray
28 = Matte Black
Inspire Palette
12 = Satin Bronze
19 = Satin White

Night Light Options
N = No Night Light
S = Selectable Night Light (2700K/4000K)

Metal Finish Options
76 = Chrome
77 = Polished Nickel
82 = Matte Gold
83 = Matte Black

* Tip Out Drawer and False Fronts only available in 7-1/2" height; vanity top sold separately

CABINETS

NICHES

LIGHTING

MIRRORS

VANITIES
PROFILES

CRAFT SERIES

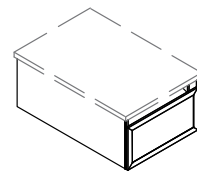
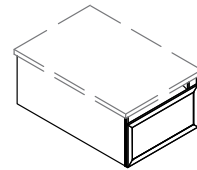
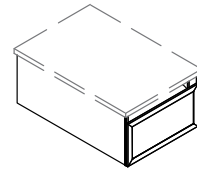
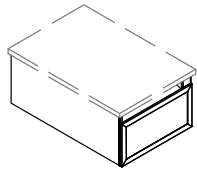
MAGNIFICATION
MIRRORS

ACCESSORIES



PROFILES® VANITIES

robern.com/profiles



MODEL	DESCRIPTION / UPGRADE OPTIONS	PRICE USD	PRICE CAD
Chrome Frame			
VP12H1D18F__N76	Essentials Palette, Full Drawer (shown)	\$1,129	\$1,479
VP12H1D18F__S76	Essentials Palette, Full Drawer, Night Light	\$1,479	\$1,979
VP12H1D18F__N76	Classic Palette, Full Drawer	\$1,799	\$2,379
VP12H1D18F__S76	Classic Palette, Full Drawer, Night Light	\$2,279	\$3,029
VP12H1D18F__N76	Inspire Palette, Full Drawer	\$2,529	\$3,349
VP12H1D18F__S76	Inspire Palette, Full Drawer, Night Light	\$2,879	\$3,849
Polished Nickel Frame			
VP12H1D18F__N77	Essentials Palette, Full Drawer	\$1,129	\$1,479
VP12H1D18F__S77	Essentials Palette, Full Drawer, Night Light	\$1,479	\$1,979
VP12H1D18F__N77	Classic Palette, Full Drawer	\$1,799	\$2,379
VP12H1D18F__S77	Classic Palette, Full Drawer, Night Light	\$2,279	\$3,029
VP12H1D18F__N77	Inspire Palette, Full Drawer	\$2,529	\$3,349
VP12H1D18F__S77	Inspire Palette, Full Drawer, Night Light	\$2,879	\$3,849
Matte Gold Frame			
VP12H1D18F__N82	Essentials Palette, Full Drawer	\$1,329	\$1,749
VP12H1D18F__S82	Essentials Palette, Full Drawer, Night Light	\$1,729	\$2,299
VP12H1D18F__N82	Classic Palette, Full Drawer	\$1,929	\$2,579
VP12H1D18F__S82	Classic Palette, Full Drawer, Night Light	\$2,449	\$3,279
VP12H1D18F__N82	Inspire Palette, Full Drawer	\$2,649	\$3,549
VP12H1D18F__S82	Inspire Palette, Full Drawer, Night Light	\$2,999	\$3,999
Matte Black Frame			
VP12H1D18F__N83	Essentials Palette, Full Drawer	\$1,329	\$1,749
VP12H1D18F__S83	Essentials Palette, Full Drawer, Night Light	\$1,729	\$2,299
VP12H1D18F__N83	Classic Palette, Full Drawer	\$1,929	\$2,579
VP12H1D18F__S83	Classic Palette, Full Drawer, Night Light	\$2,449	\$3,279
VP12H1D18F__N83	Inspire Palette, Full Drawer	\$2,649	\$3,549
VP12H1D18F__S83	Inspire Palette, Full Drawer, Night Light	\$2,999	\$3,999

COLOR OPTIONS

Select a glass color by inserting the color code into the model number (__):

Essentials Palette:

Tinted Gray Mirror 11
White 21

Classic Palette:

Matte White 26
Matte Gray 27
Matte Black 28

Inspire Palette:

Satin Bronze 12
Satin White 19

UPGRADE OPTIONS

Night Light: Selectable Night Light (2700K/4000K) is preconfigured at 2700K and can be changed to 4000K at time of installation.

continued on next page »



PROFILES® VANITIES

MODEL	DESCRIPTION / UPGRADE OPTIONS	PRICE USD	PRICE CAD
Chrome Frame			
VP12H1D21F__N76	Essentials Palette, Full Drawer (shown)	\$1,129	\$1,479
VP12H1D21F__S76	Essentials Palette, Full Drawer, Night Light	\$1,479	\$1,979
VP12H1D21F__N76	Classic Palette, Full Drawer	\$1,799	\$2,379
VP12H1D21F__S76	Classic Palette, Full Drawer, Night Light	\$2,279	\$3,029
VP12H1D21F__N76	Inspire Palette, Full Drawer	\$2,529	\$3,349
VP12H1D21F__S76	Inspire Palette, Full Drawer, Night Light	\$2,879	\$3,849
Polished Nickel Frame			
VP12H1D21F__N77	Essentials Palette, Full Drawer	\$1,129	\$1,479
VP12H1D21F__S77	Essentials Palette, Full Drawer, Night Light	\$1,479	\$1,979
VP12H1D21F__N77	Classic Palette, Full Drawer	\$1,799	\$2,379
VP12H1D21F__S77	Classic Palette, Full Drawer, Night Light	\$2,279	\$3,029
VP12H1D21F__N77	Inspire Palette, Full Drawer	\$2,529	\$3,349
VP12H1D21F__S77	Inspire Palette, Full Drawer, Night Light	\$2,879	\$3,849
Matte Gold Frame			
VP12H1D21F__N82	Essentials Palette, Full Drawer	\$1,329	\$1,749
VP12H1D21F__S82	Essentials Palette, Full Drawer, Night Light	\$1,729	\$2,299
VP12H1D21F__N82	Classic Palette, Full Drawer	\$1,929	\$2,579
VP12H1D21F__S82	Classic Palette, Full Drawer, Night Light	\$2,449	\$3,279
VP12H1D21F__N82	Inspire Palette, Full Drawer	\$2,649	\$3,549
VP12H1D21F__S82	Inspire Palette, Full Drawer, Night Light	\$2,999	\$3,999
Matte Black Frame			
VP12H1D21F__N83	Essentials Palette, Full Drawer	\$1,329	\$1,749
VP12H1D21F__S83	Essentials Palette, Full Drawer, Night Light	\$1,729	\$2,299
VP12H1D21F__N83	Classic Palette, Full Drawer	\$1,929	\$2,579
VP12H1D21F__S83	Classic Palette, Full Drawer, Night Light	\$2,449	\$3,279
VP12H1D21F__N83	Inspire Palette, Full Drawer	\$1,929	\$2,579
VP12H1D21F__S83	Inspire Palette, Full Drawer, Night Light	\$2,999	\$3,999

COLOR OPTIONS

Select a glass color by inserting the color code into the model number (__):

Essentials Palette:

Tinted Gray Mirror 11
White 21

Classic Palette:

Matte White 26
Matte Gray 27
Matte Black 28

Inspire Palette:

Satin Bronze 12
Satin White 19

UPGRADE OPTIONS

Night Light: Selectable Night Light (2700K/4000K) is preconfigured at 2700K and can be changed to 4000K at time of installation.

continued on next page »

CABINETS

NICHES

LIGHTING

MIRRORS

VANITIES
PROFILES

CRAFT SERIES

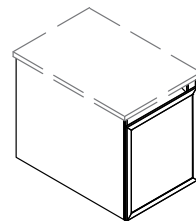
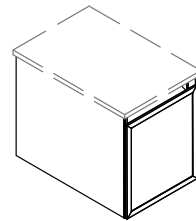
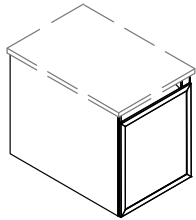
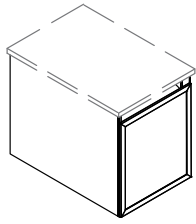
MAGNIFICATION
MIRRORS

ACCESSORIES



PROFILES® VANITIES

robern.com/profiles



MODEL	DESCRIPTION / UPGRADE OPTIONS	PRICE USD	PRICE CAD
Chrome Frame			
VP12H2D18F__N76	Essentials Palette, Full Drawer	\$1,429	\$1,899
VP12H2D18F__S76	Essentials Palette, Full Drawer, Night Light	\$1,849	\$2,449
VP12H2D18F__N76	Classic Palette, Full Drawer	\$2,129	\$2,829
VP12H2D18F__S76	Classic Palette, Full Drawer, Night Light	\$2,579	\$3,429
VP12H2D18F__N76	Inspire Palette, Full Drawer	\$2,829	\$3,779
VP12H2D18F__S76	Inspire Palette, Full Drawer, Night Light	\$3,279	\$4,349
Polished Nickel Frame			
VP12H2D18F__N77	Essentials Palette, Full Drawer	\$1,429	\$1,899
VP12H2D18F__S77	Essentials Palette, Full Drawer, Night Light	\$1,849	\$2,449
VP12H2D18F__N77	Classic Palette, Full Drawer	\$2,129	\$2,829
VP12H2D18F__S77	Classic Palette, Full Drawer, Night Light	\$2,579	\$3,429
VP12H2D18F__N77	Inspire Palette, Full Drawer	\$2,829	\$3,779
VP12H2D18F__S77	Inspire Palette, Full Drawer, Night Light	\$3,279	\$4,349
Matte Gold Frame			
VP12H2D18F__N82	Essentials Palette, Full Drawer	\$1,579	\$2,079
VP12H2D18F__S82	Essentials Palette, Full Drawer, Night Light	\$2,029	\$2,679
VP12H2D18F__N82	Classic Palette, Full Drawer	\$2,349	\$3,129
VP12H2D18F__S82	Classic Palette, Full Drawer, Night Light	\$2,749	\$3,649
VP12H2D18F__N82	Inspire Palette, Full Drawer	\$2,949	\$3,929
VP12H2D18F__S82	Inspire Palette, Full Drawer, Night Light	\$3,479	\$4,629
Matte Black Frame			
VP12H2D18F__N83	Essentials Palette, Full Drawer	\$1,579	\$2,079
VP12H2D18F__S83	Essentials Palette, Full Drawer, Night Light	\$2,029	\$2,679
VP12H2D18F__N83	Classic Palette, Full Drawer	\$2,349	\$3,129
VP12H2D18F__S83	Classic Palette, Full Drawer, Night Light	\$2,749	\$3,649
VP12H2D18F__N83	Inspire Palette, Full Drawer	\$2,949	\$3,929
VP12H2D18F__S83	Inspire Palette, Full Drawer, Night Light	\$3,479	\$4,629

COLOR OPTIONS

Select a glass color by inserting the color code into the model number (__):

Essentials Palette:

Tinted Gray Mirror 11
White 21

Classic Palette:

Matte White 26
Matte Gray 27
Matte Black 28

Inspire Palette:

Satin Bronze 12
Satin White 19

UPGRADE OPTIONS

Night Light: Selectable Night Light (2700K/4000K) is preconfigured at 2700K and can be changed to 4000K at time of installation.

continued on next page »



PROFILES® VANITIES

robern.com/profiles

MODEL	DESCRIPTION / UPGRADE OPTIONS	PRICE USD	PRICE CAD
Chrome Frame			
VP12H2D21F__N76	Essentials Palette, Full Drawer	\$1,429	\$1,899
VP12H2D21F__S76	Essentials Palette, Full Drawer, Night Light	\$1,849	\$2,449
VP12H2D21F__N76	Classic Palette, Full Drawer	\$2,129	\$2,829
VP12H2D21F__S76	Classic Palette, Full Drawer, Night Light	\$2,579	\$3,429
VP12H2D21F__N76	Inspire Palette, Full Drawer	\$2,829	\$3,779
VP12H2D21F__S76	Inspire Palette, Full Drawer, Night Light	\$3,279	\$4,349
Polished Nickel Frame			
VP12H2D21F__N77	Essentials Palette, Full Drawer	\$1,429	\$1,899
VP12H2D21F__S77	Essentials Palette, Full Drawer, Night Light	\$1,849	\$2,449
VP12H2D21F__N77	Classic Palette, Full Drawer	\$2,129	\$2,829
VP12H2D21F__S77	Classic Palette, Full Drawer, Night Light	\$2,579	\$3,429
VP12H2D21F__N77	Inspire Palette, Full Drawer	\$2,829	\$3,779
VP12H2D21F__S77	Inspire Palette, Full Drawer, Night Light	\$3,279	\$4,349
Matte Gold Frame			
VP12H2D21F__N82	Essentials Palette, Full Drawer	\$1,579	\$2,079
VP12H2D21F__S82	Essentials Palette, Full Drawer, Night Light	\$2,029	\$2,679
VP12H2D21F__N82	Classic Palette, Full Drawer	\$2,349	\$3,129
VP12H2D21F__S82	Classic Palette, Full Drawer, Night Light	\$2,749	\$3,649
VP12H2D21F__N82	Inspire Palette, Full Drawer	\$2,949	\$3,929
VP12H2D21F__S82	Inspire Palette, Full Drawer, Night Light	\$3,479	\$4,629
Matte Black Frame			
VP12H2D21F__N83	Essentials Palette, Full Drawer	\$1,579	\$2,079
VP12H2D21F__S83	Essentials Palette, Full Drawer, Night Light	\$2,029	\$2,679
VP12H2D21F__N83	Classic Palette, Full Drawer	\$2,349	\$3,129
VP12H2D21F__S83	Classic Palette, Full Drawer, Night Light	\$2,749	\$3,649
VP12H2D21F__N83	Inspire Palette, Full Drawer	\$2,629	\$3,499
VP12H2D21F__S83	Inspire Palette, Full Drawer, Night Light	\$3,479	\$4,629

COLOR OPTIONS

Select a glass color by inserting the color code into the model number (__):

Essentials Palette:

Tinted Gray Mirror 11
White 21

Classic Palette:

Matte White 26
Matte Gray 27
Matte Black 28

Inspire Palette:

Satin Bronze 12
Satin White 19

UPGRADE OPTIONS

Night Light: Selectable Night Light (2700K/4000K) is preconfigured at 2700K and can be changed to 4000K at time of installation.

continued on next page »

CABINETS

NICHES

LIGHTING

MIRRORS

VANITIES
PROFILES

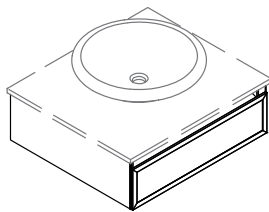
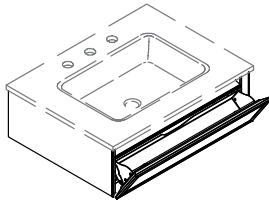
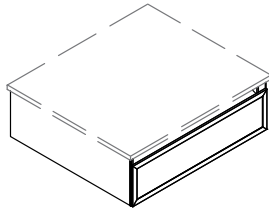
CRAFT SERIES

MAGNIFICATION
MIRRORS

ACCESSORIES



PROFILES® VANITIES

robern.com/profiles


MODEL	DESCRIPTION / UPGRADE OPTIONS	PRICE USD	PRICE CAD
Chrome Frame			
VP24H1D18R__N76	Essentials Palette, False Front	\$1,429	\$1,899
VP24H1D18T__N76	Essentials Palette, Tip Out Drawer	\$1,929	\$2,579
VP24H1D18F__N76	Essentials Palette, Full Drawer (shown)	\$1,929	\$2,579
VP24H1D18P__N76	Essentials Palette, Plumbing Drawer	\$1,929	\$2,579
VP24H1D18R__S76	Essentials Palette, False Front, Night Light	\$1,929	\$2,579
VP24H1D18T__S76	Essentials Palette, Tip Out Drawer, Night Light	\$2,529	\$3,349
VP24H1D18F__S76	Essentials Palette, Full Drawer, Night Light	\$2,529	\$3,349
VP24H1D18P__S76	Essentials Palette, Plumbing Drawer, Night Light	\$2,529	\$3,349
VP24H1D18R__N76	Classic Palette, False Front	\$1,929	\$2,579
VP24H1D18T__N76	Classic Palette, Tip Out Drawer (shown)	\$2,649	\$3,549
VP24H1D18F__N76	Classic Palette, Full Drawer	\$2,649	\$3,549
VP24H1D18P__N76	Classic Palette, Plumbing Drawer	\$2,649	\$3,549
VP24H1D18R__S76	Classic Palette, False Front, Night Light	\$2,349	\$3,129
VP24H1D18T__S76	Classic Palette, Tip Out Drawer, Night Light	\$3,199	\$4,249
VP24H1D18F__S76	Classic Palette, Full Drawer, Night Light	\$3,199	\$4,249
VP24H1D18P__S76	Classic Palette, Plumbing Drawer, Night Light	\$3,199	\$4,249
VP24H1D18R__N76	Inspire Palette, False Front	\$2,349	\$3,129
VP24H1D18T__N76	Inspire Palette, Tip Out Drawer	\$3,399	\$4,499
VP24H1D18F__N76	Inspire Palette, Full Drawer	\$3,399	\$4,499
VP24H1D18P__N76	Inspire Palette, Plumbing Drawer (shown)	\$3,399	\$4,499
VP24H1D18R__S76	Inspire Palette, False Front, Night Light	\$2,829	\$3,779
VP24H1D18T__S76	Inspire Palette, Tip Out Drawer, Night Light	\$3,849	\$5,129
VP24H1D18F__S76	Inspire Palette, Full Drawer, Night Light	\$3,849	\$5,129
VP24H1D18P__S76	Inspire Palette, Plumbing Drawer, Night Light	\$3,849	\$5,129

COLOR OPTIONS

Select a glass color by inserting the color code into the model number (__):

Essentials Palette:

Tinted Gray Mirror	11
White	21

Classic Palette:

Matte White	26
Matte Gray	27
Matte Black	28

Inspire Palette:

Satin Bronze	12
Satin White	19

UPGRADE OPTIONS

Night Light: Selectable Night Light (2700K/4000K) is preconfigured at 2700K and can be changed to 4000K at time of installation.

continued on next page »



PROFILES® VANITIES

CABINETS

NICHES

LIGHTING

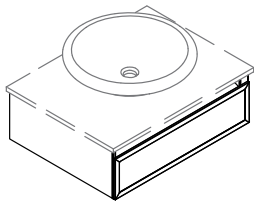
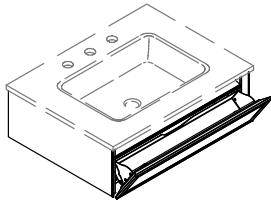
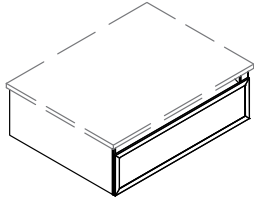
MIRRORS

VANITIES
PROFILES

CRAFT SERIES

MAGNIFICATION
MIRRORS

ACCESSORIES



MODEL	DESCRIPTION / UPGRADE OPTIONS	PRICE USD	PRICE CAD
Polished Nickel Frame			
VP24H1D18R__N77	Essentials Palette, False Front	\$1,429	\$1,899
VP24H1D18T__N77	Essentials Palette, Tip Out Drawer	\$1,929	\$2,579
VP24H1D18F__N77	Essentials Palette, Full Drawer (shown)	\$1,929	\$2,579
VP24H1D18P__N77	Essentials Palette, Plumbing Drawer	\$1,929	\$2,579
VP24H1D18R__S77	Essentials Palette, False Front, Night Light	\$1,929	\$2,579
VP24H1D18T__S77	Essentials Palette, Tip Out Drawer, Night Light	\$2,529	\$3,349
VP24H1D18F__S77	Essentials Palette, Full Drawer, Night Light	\$2,529	\$3,349
VP24H1D18P__S77	Essentials Palette, Plumbing Drawer, Night Light	\$2,529	\$3,349
VP24H1D18R__N77	Classic Palette, False Front	\$1,929	\$2,579
VP24H1D18T__N77	Classic Palette, Tip Out Drawer (shown)	\$2,649	\$3,549
VP24H1D18F__N77	Classic Palette, Full Drawer	\$2,649	\$3,549
VP24H1D18P__N77	Classic Palette, Plumbing Drawer	\$2,649	\$3,549
VP24H1D18R__S77	Classic Palette, False Front, Night Light	\$2,349	\$3,129
VP24H1D18T__S77	Classic Palette, Tip Out Drawer, Night Light	\$3,199	\$4,249
VP24H1D18F__S77	Classic Palette, Full Drawer, Night Light	\$3,199	\$4,249
VP24H1D18P__S77	Classic Palette, Plumbing Drawer, Night Light	\$3,199	\$4,249
VP24H1D18R__N77	Inspire Palette, False Front	\$2,349	\$3,129
VP24H1D18T__N77	Inspire Palette, Tip Out Drawer	\$3,399	\$4,499
VP24H1D18F__N77	Inspire Palette, Full Drawer	\$3,399	\$4,499
VP24H1D18P__N77	Inspire Palette, Plumbing Drawer (shown)	\$3,399	\$4,499
VP24H1D18R__S77	Inspire Palette, False Front, Night Light	\$2,829	\$3,779
VP24H1D18T__S77	Inspire Palette, Tip Out Drawer, Night Light	\$3,849	\$5,129
VP24H1D18F__S77	Inspire Palette, Full Drawer, Night Light	\$3,849	\$5,129
VP24H1D18P__S77	Inspire Palette, Plumbing Drawer, Night Light	\$3,849	\$5,129

COLOR OPTIONS

Select a glass color by inserting the color code into the model number (____):

Essentials Palette:

Tinted Gray Mirror 11
White 21

Classic Palette:

Matte White 26
Matte Gray 27
Matte Black 28

Inspire Palette:

Satin Bronze 12
Satin White 19

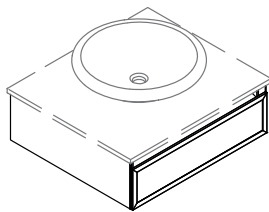
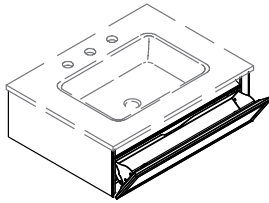
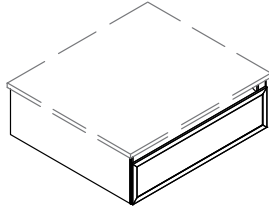
UPGRADE OPTIONS

Night Light: Selectable Night Light (2700K/4000K) is preconfigured at 2700K and can be changed to 4000K at time of installation.

continued on next page »



PROFILES® VANITIES

robern.com/profiles


MODEL	DESCRIPTION / UPGRADE OPTIONS	PRICE USD	PRICE CAD
Matte Gold Frame			
VP24H1D18R__N82	Essentials Palette, False Front	\$1,579	\$2,079
VP24H1D18T__N82	Essentials Palette, Tip Out Drawer	\$2,129	\$2,829
VP24H1D18F__N82	Essentials Palette, Full Drawer	\$2,129	\$2,829
VP24H1D18P__N82	Essentials Palette, Plumbing Drawer	\$2,129	\$2,829
VP24H1D18R__S82	Essentials Palette, False Front, Night Light	\$2,079	\$2,749
VP24H1D18T__S82	Essentials Palette, Tip Out Drawer, Night Light	\$2,649	\$3,549
VP24H1D18F__S82	Essentials Palette, Full Drawer, Night Light	\$2,649	\$3,549
VP24H1D18P__S82	Essentials Palette, Plumbing Drawer, Night Light	\$2,649	\$3,549
VP24H1D18R__N82	Classic Palette, False Front	\$2,079	\$2,749
VP24H1D18T__N82	Classic Palette, Tip Out Drawer	\$2,829	\$3,779
VP24H1D18F__N82	Classic Palette, Full Drawer	\$2,829	\$3,779
VP24H1D18P__N82	Classic Palette, Plumbing Drawer	\$2,829	\$3,779
VP24H1D18R__S82	Classic Palette, False Front, Night Light	\$2,549	\$3,399
VP24H1D18T__S82	Classic Palette, Tip Out Drawer, Night Light	\$3,399	\$4,499
VP24H1D18F__S82	Classic Palette, Full Drawer, Night Light	\$3,399	\$4,499
VP24H1D18P__S82	Classic Palette, Plumbing Drawer, Night Light	\$3,399	\$4,499
VP24H1D18R__N82	Inspire Palette, False Front	\$2,549	\$3,399
VP24H1D18T__N82	Inspire Palette, Tip Out Drawer	\$3,529	\$4,699
VP24H1D18F__N82	Inspire Palette, Full Drawer	\$3,529	\$4,699
VP24H1D18P__N82	Inspire Palette, Plumbing Drawer	\$3,529	\$4,699
VP24H1D18R__S82	Inspire Palette, False Front, Night Light	\$2,949	\$3,929
VP24H1D18T__S82	Inspire Palette, Tip Out Drawer, Night Light	\$3,999	\$5,329
VP24H1D18F__S82	Inspire Palette, Full Drawer, Night Light	\$3,999	\$5,329
VP24H1D18P__S82	Inspire Palette, Plumbing Drawer, Night Light	\$3,999	\$5,329

COLOR OPTIONS

Select a glass color by inserting the color code into the model number (__):

Essentials Palette:

Tinted Gray Mirror	11
White	21

Classic Palette:

Matte White	26
Matte Gray	27
Matte Black	28

Inspire Palette:

Satin Bronze	12
Satin White	19

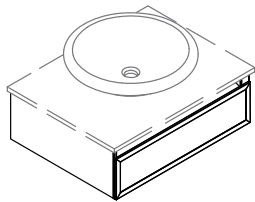
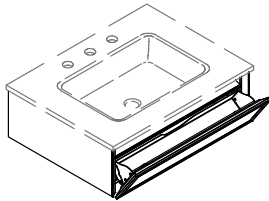
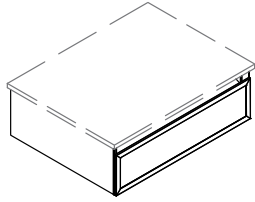
UPGRADE OPTIONS

Night Light: Selectable Night Light (2700K/4000K) is preconfigured at 2700K and can be changed to 4000K at time of installation.

continued on next page »



PROFILES® VANITIES



MODEL	DESCRIPTION / UPGRADE OPTIONS	PRICE USD	PRICE CAD
Matte Black Frame	24" W × 7-½" H × 18" D (24-⅛" W × 7-½" H × 18-¾" D)		
VP24H1D18R__N83	Essentials Palette, False Front	\$1,579	\$2,079
VP24H1D18T__N83	Essentials Palette, Tip Out Drawer	\$2,129	\$2,829
VP24H1D18F__N83	Essentials Palette, Full Drawer	\$2,129	\$2,829
VP24H1D18P__N83	Essentials Palette, Plumbing Drawer	\$2,129	\$2,829
VP24H1D18R__S83	Essentials Palette, False Front, Night Light	\$2,079	\$2,749
VP24H1D18T__S83	Essentials Palette, Tip Out Drawer, Night Light	\$2,649	\$3,549
VP24H1D18F__S83	Essentials Palette, Full Drawer, Night Light	\$2,649	\$3,549
VP24H1D18P__S83	Essentials Palette, Plumbing Drawer, Night Light	\$2,649	\$3,549
VP24H1D18R__N83	Classic Palette, False Front	\$2,079	\$2,749
VP24H1D18T__N83	Classic Palette, Tip Out Drawer	\$2,829	\$3,779
VP24H1D18F__N83	Classic Palette, Full Drawer	\$2,829	\$3,779
VP24H1D18P__N83	Classic Palette, Plumbing Drawer	\$2,829	\$3,779
VP24H1D18R__S83	Classic Palette, False Front, Night Light	\$2,549	\$3,399
VP24H1D18T__S83	Classic Palette, Tip Out Drawer, Night Light	\$3,399	\$4,499
VP24H1D18F__S83	Classic Palette, Full Drawer, Night Light	\$3,399	\$4,499
VP24H1D18P__S83	Classic Palette, Plumbing Drawer, Night Light	\$3,399	\$4,499
VP24H1D18R__N83	Inspire Palette, False Front	\$2,549	\$3,399
VP24H1D18T__N83	Inspire Palette, Tip Out Drawer	\$3,529	\$4,699
VP24H1D18F__N83	Inspire Palette, Full Drawer	\$3,529	\$4,699
VP24H1D18P__N83	Inspire Palette, Plumbing Drawer	\$3,529	\$4,699
VP24H1D18R__S83	Inspire Palette, False Front, Night Light	\$2,949	\$3,929
VP24H1D18T__S83	Inspire Palette, Tip Out Drawer, Night Light	\$3,999	\$5,329
VP24H1D18F__S83	Inspire Palette, Full Drawer, Night Light	\$3,999	\$5,329
VP24H1D18P__S83	Inspire Palette, Plumbing Drawer, Night Light	\$3,999	\$5,329

COLOR OPTIONS

Select a glass color by inserting the color code into the model number (__):

Essentials Palette:

Tinted Gray Mirror 11
White 21

Classic Palette:

Matte White 26
Matte Gray 27
Matte Black 28

Inspire Palette:

Satin Bronze 12
Satin White 19

UPGRADE OPTIONS

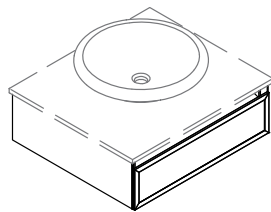
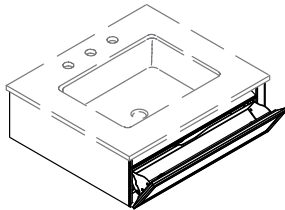
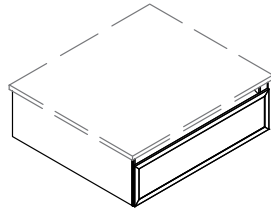
Night Light: Selectable Night Light (2700K/4000K) is preconfigured at 2700K and can be changed to 4000K at time of installation.

continued on next page »



PROFILES® VANITIES

robern.com/profiles



MODEL	DESCRIPTION / UPGRADE OPTIONS	PRICE USD	PRICE CAD
Chrome Frame	24" W × 7-½" H × 21" D (24-⅛" W × 7-½" H × 21-¾" D)		
VP24H1D21R__N76	Essentials Palette, False Front	\$1,429	\$1,899
VP24H1D21T__N76	Essentials Palette, Tip Out Drawer	\$1,929	\$2,579
VP24H1D21F__N76	Essentials Palette, Full Drawer	\$1,929	\$2,579
VP24H1D21P__N76	Essentials Palette, Plumbing Drawer	\$1,929	\$2,579
VP24H1D21R__S76	Essentials Palette, False Front, Night Light	\$1,929	\$2,579
VP24H1D21T__S76	Essentials Palette, Tip Out Drawer, Night Light	\$2,529	\$3,349
VP24H1D21F__S76	Essentials Palette, Full Drawer, Night Light	\$2,529	\$3,349
VP24H1D21P__S76	Essentials Palette, Plumbing Drawer, Night Light	\$2,529	\$3,349
VP24H1D21R__N76	Classic Palette, False Front	\$1,929	\$2,579
VP24H1D21T__N76	Classic Palette, Tip Out Drawer	\$2,649	\$3,549
VP24H1D21F__N76	Classic Palette, Full Drawer	\$2,649	\$3,549
VP24H1D21P__N76	Classic Palette, Plumbing Drawer	\$2,649	\$3,549
VP24H1D21R__S76	Classic Palette, False Front, Night Light	\$2,349	\$3,129
VP24H1D21T__S76	Classic Palette, Tip Out Drawer, Night Light	\$3,199	\$4,249
VP24H1D21F__S76	Classic Palette, Full Drawer, Night Light	\$3,199	\$4,249
VP24H1D21P__S76	Classic Palette, Plumbing Drawer, Night Light	\$3,199	\$4,249
VP24H1D21R__N76	Inspire Palette, False Front	\$2,349	\$3,129
VP24H1D21T__N76	Inspire Palette, Tip Out Drawer	\$3,399	\$4,499
VP24H1D21F__N76	Inspire Palette, Full Drawer	\$3,399	\$4,499
VP24H1D21P__N76	Inspire Palette, Plumbing Drawer	\$3,399	\$4,499
VP24H1D21R__S76	Inspire Palette, False Front, Night Light	\$2,829	\$3,779
VP24H1D21T__S76	Inspire Palette, Tip Out Drawer, Night Light	\$3,849	\$5,129
VP24H1D21F__S76	Inspire Palette, Full Drawer, Night Light	\$3,849	\$5,129
VP24H1D21P__S76	Inspire Palette, Plumbing Drawer, Night Light	\$3,849	\$5,129

COLOR OPTIONS

Select a glass color by inserting the color code into the model number (__):

Essentials Palette:

Tinted Gray Mirror 11
White 21

Classic Palette:

Matte White 26
Matte Gray 27
Matte Black 28

Inspire Palette:

Satin Bronze 12
Satin White 19

UPGRADE OPTIONS

Night Light: Selectable Night Light (2700K/4000K) is preconfigured at 2700K and can be changed to 4000K at time of installation.

continued on next page »

**PROFILES® VANITIES**

CABINETS

NICHES

LIGHTING

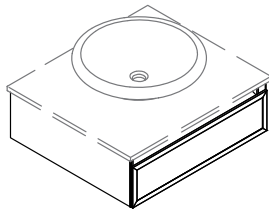
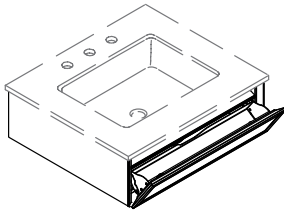
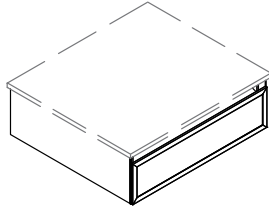
MIRRORS

VANITIES
PROFILES

CRAFT SERIES

MAGNIFICATION
MIRRORS

ACCESSORIES



MODEL	DESCRIPTION / UPGRADE OPTIONS	PRICE USD	PRICE CAD
Polished Nickel Frame 24"W × 7-½"H × 21"D (24-⅛"W × 7-½"H × 21-¾"D)			
VP24H1D21R__N77	Essentials Palette, False Front	\$1,429	\$1,899
VP24H1D21T__N77	Essentials Palette, Tip Out Drawer	\$1,929	\$2,579
VP24H1D21F__N77	Essentials Palette, Full Drawer	\$1,929	\$2,579
VP24H1D21P__N77	Essentials Palette, Plumbing Drawer	\$1,929	\$2,579
VP24H1D21R__S77	Essentials Palette, False Front, Night Light	\$1,929	\$2,579
VP24H1D21T__S77	Essentials Palette, Tip Out Drawer, Night Light	\$2,529	\$3,349
VP24H1D21F__S77	Essentials Palette, Full Drawer, Night Light	\$2,529	\$3,349
VP24H1D21P__S77	Essentials Palette, Plumbing Drawer, Night Light	\$2,529	\$3,349
VP24H1D21R__N77	Classic Palette, False Front	\$1,929	\$2,579
VP24H1D21T__N77	Classic Palette, Tip Out Drawer	\$2,649	\$3,549
VP24H1D21F__N77	Classic Palette, Full Drawer	\$2,649	\$3,549
VP24H1D21P__N77	Classic Palette, Plumbing Drawer	\$2,649	\$3,549
VP24H1D21R__S77	Classic Palette, False Front, Night Light	\$2,349	\$3,129
VP24H1D21T__S77	Classic Palette, Tip Out Drawer, Night Light	\$3,199	\$4,249
VP24H1D21F__S77	Classic Palette, Full Drawer, Night Light	\$3,199	\$4,249
VP24H1D21P__S77	Classic Palette, Plumbing Drawer, Night Light	\$3,199	\$4,249
VP24H1D21R__N77	Inspire Palette, False Front	\$2,349	\$3,129
VP24H1D21T__N77	Inspire Palette, Tip Out Drawer	\$3,399	\$4,499
VP24H1D21F__N77	Inspire Palette, Full Drawer	\$3,029	\$4,029
VP24H1D21P__N77	Inspire Palette, Plumbing Drawer	\$3,399	\$4,499
VP24H1D21R__S77	Inspire Palette, False Front, Night Light	\$2,829	\$3,779
VP24H1D21T__S77	Inspire Palette, Tip Out Drawer, Night Light	\$3,849	\$5,129
VP24H1D21F__S77	Inspire Palette, Full Drawer, Night Light	\$3,849	\$5,129
VP24H1D21P__S77	Inspire Palette, Plumbing Drawer, Night Light	\$3,849	\$5,129

COLOR OPTIONS

Select a glass color by inserting the color code into the model number (__):

Essentials Palette:

Tinted Gray Mirror 11
White 21

Classic Palette:

Matte White 26
Matte Gray 27
Matte Black 28

Inspire Palette:

Satin Bronze 12
Satin White 19

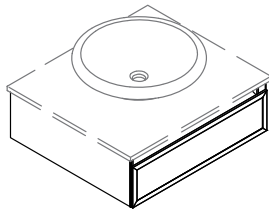
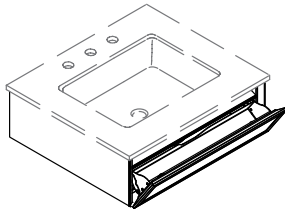
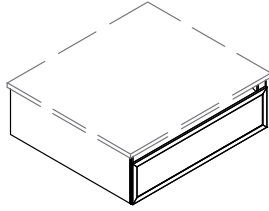
UPGRADE OPTIONS

Night Light: Selectable Night Light (2700K/4000K) is preconfigured at 2700K and can be changed to 4000K at time of installation.

continued on next page »



PROFILES® VANITIES

robern.com/profiles


MODEL	DESCRIPTION / UPGRADE OPTIONS	PRICE USD	PRICE CAD
Matte Gold Frame			
VP24H1D21R__N82	Essentials Palette, False Front	\$1,579	\$2,079
VP24H1D21T__N82	Essentials Palette, Tip Out Drawer	\$2,129	\$2,829
VP24H1D21F__N82	Essentials Palette, Full Drawer	\$2,129	\$2,829
VP24H1D21P__N82	Essentials Palette, Plumbing Drawer	\$2,129	\$2,829
VP24H1D21R__S82	Essentials Palette, False Front, Night Light	\$2,079	\$2,749
VP24H1D21T__S82	Essentials Palette, Tip Out Drawer, Night Light	\$2,649	\$3,549
VP24H1D21F__S82	Essentials Palette, Full Drawer, Night Light	\$2,649	\$3,549
VP24H1D21P__S82	Essentials Palette, Plumbing Drawer, Night Light	\$2,649	\$3,549
VP24H1D21R__N82	Classic Palette, False Front	\$2,079	\$2,749
VP24H1D21T__N82	Classic Palette, Tip Out Drawer	\$2,829	\$3,779
VP24H1D21F__N82	Classic Palette, Full Drawer	\$2,829	\$3,779
VP24H1D21P__N82	Classic Palette, Plumbing Drawer	\$2,829	\$3,779
VP24H1D21R__S82	Classic Palette, False Front, Night Light	\$2,549	\$3,399
VP24H1D21T__S82	Classic Palette, Tip Out Drawer, Night Light	\$3,399	\$4,499
VP24H1D21F__S82	Classic Palette, Full Drawer, Night Light	\$3,399	\$4,499
VP24H1D21P__S82	Classic Palette, Plumbing Drawer, Night Light	\$3,399	\$4,499
VP24H1D21R__N82	Inspire Palette, False Front	\$2,549	\$3,399
VP24H1D21T__N82	Inspire Palette, Tip Out Drawer	\$3,529	\$4,699
VP24H1D21F__N82	Inspire Palette, Full Drawer	\$3,529	\$4,699
VP24H1D21P__N82	Inspire Palette, Plumbing Drawer	\$3,529	\$4,699
VP24H1D21R__S82	Inspire Palette, False Front, Night Light	\$2,949	\$3,929
VP24H1D21T__S82	Inspire Palette, Tip Out Drawer, Night Light	\$3,999	\$5,329
VP24H1D21F__S82	Inspire Palette, Full Drawer, Night Light	\$3,999	\$5,329
VP24H1D21P__S82	Inspire Palette, Plumbing Drawer, Night Light	\$3,999	\$5,329

COLOR OPTIONS

Select a glass color by inserting the color code into the model number (__):

Essentials Palette:

Tinted Gray Mirror 11
White 21

Classic Palette:

Matte White 26
Matte Gray 27
Matte Black 28

Inspire Palette:

Satin Bronze 12
Satin White 19

UPGRADE OPTIONS

Night Light: Selectable Night Light (2700K/4000K) is preconfigured at 2700K and can be changed to 4000K at time of installation.

continued on next page »



PROFILES® VANITIES

robern.com/profiles

MODEL

DESCRIPTION / UPGRADE OPTIONS

PRICE USD

PRICE CAD

Matte Black Frame

24" W × 7-½" H × 21" D (24-⅛" W × 7-½" H × 21-¾" D)

VP24H1D21R__N83

Essentials Palette, False Front

\$1,579

\$2,079

VP24H1D21T__N83

Essentials Palette, Tip Out Drawer

\$2,129

\$2,829

VP24H1D21F__N83

Essentials Palette, Full Drawer

\$2,129

\$2,829

VP24H1D21P__N83

Essentials Palette, Plumbing Drawer

\$2,129

\$2,829

VP24H1D21R__S83

Essentials Palette, False Front, Night Light

\$2,079

\$2,749

VP24H1D21T__S83

Essentials Palette, Tip Out Drawer, Night Light

\$2,649

\$3,549

VP24H1D21F__S83

Essentials Palette, Full Drawer, Night Light

\$2,649

\$3,549

VP24H1D21P__S83

Essentials Palette, Plumbing Drawer, Night Light

\$2,649

\$3,549

VP24H1D21R__N83

Classic Palette, False Front

\$2,079

\$2,749

VP24H1D21T__N83

Classic Palette, Tip Out Drawer

\$2,829

\$3,779

VP24H1D21F__N83

Classic Palette, Full Drawer

\$2,829

\$3,779

VP24H1D21P__N83

Classic Palette, Plumbing Drawer

\$2,829

\$3,779

VP24H1D21R__S83

Classic Palette, False Front, Night Light

\$2,549

\$3,399

VP24H1D21T__S83

Classic Palette, Tip Out Drawer, Night Light

\$3,399

\$4,499

VP24H1D21F__S83

Classic Palette, Full Drawer, Night Light

\$3,399

\$4,499

VP24H1D21P__S83

Classic Palette, Plumbing Drawer, Night Light

\$3,399

\$4,499

VP24H1D21R__N83

Inspire Palette, False Front

\$2,549

\$3,399

VP24H1D21T__N83

Inspire Palette, Tip Out Drawer

\$3,529

\$4,699

VP24H1D21F__N83

Inspire Palette, Full Drawer

\$3,529

\$4,699

VP24H1D21P__N83

Inspire Palette, Plumbing Drawer

\$3,529

\$4,699

VP24H1D21R__S83

Inspire Palette, False Front, Night Light

\$2,949

\$3,929

VP24H1D21T__S83

Inspire Palette, Tip Out Drawer, Night Light

\$3,999

\$5,329

VP24H1D21F__S83

Inspire Palette, Full Drawer, Night Light

\$3,999

\$5,329

VP24H1D21P__S83

Inspire Palette, Plumbing Drawer, Night Light

\$3,999

\$5,329

COLOR OPTIONS

Select a glass color by inserting the color code into the model number (__):

Essentials Palette:

Tinted Gray Mirror 11
White 21

Classic Palette:

Matte White 26
Matte Gray 27
Matte Black 28

Inspire Palette:

Satin Bronze 12
Satin White 19

UPGRADE OPTIONS

Night Light: Selectable Night Light (2700K/4000K) is preconfigured at 2700K and can be changed to 4000K at time of installation.

continued on next page »

CABINETS

NICHES

LIGHTING

MIRRORS

VANITIES
PROFILES

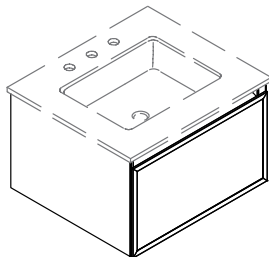
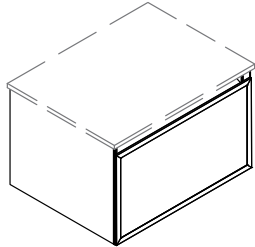
CRAFT SERIES

MAGNIFICATION
MIRRORS

ACCESSORIES



PROFILES® VANITIES

robern.com/profiles


MODEL	DESCRIPTION / UPGRADE OPTIONS	PRICE USD	PRICE CAD
Chrome Frame			
24"W × 15"H × 18"D (24-1/8"W × 15"H × 18-3/4"D)			
VP24H2D18F__N76	Essentials Palette, Full Drawer (shown)	\$2,349	\$3,129
VP24H2D18P__N76	Essentials Palette, Plumbing Drawer	\$2,349	\$3,129
VP24H2D18F__S76	Essentials Palette, Full Drawer, Night Light	\$2,829	\$3,779
VP24H2D18P__S76	Essentials Palette, Plumbing Drawer, Night Light	\$2,829	\$3,779
VP24H2D18F__N76	Classic Palette, Full Drawer	\$2,949	\$3,929
VP24H2D18P__N76	Classic Palette, Plumbing Drawer	\$2,949	\$3,929
VP24H2D18F__S76	Classic Palette, Full Drawer, Night Light	\$3,529	\$4,699
VP24H2D18P__S76	Classic Palette, Plumbing Drawer, Night Light	\$3,529	\$4,699
VP24H2D18F__N76	Inspire Palette, Full Drawer	\$3,729	\$4,949
VP24H2D18P__N76	Inspire Palette, Plumbing Drawer	\$3,729	\$4,949
VP24H2D18F__S76	Inspire Palette, Full Drawer, Night Light	\$4,179	\$5,549
VP24H2D18P__S76	Inspire Palette, Plumbing Drawer, Night Light	\$4,179	\$5,549
Polished Nickel Frame			
24"W × 15"H × 18"D (24-1/8"W × 15"H × 18-3/4"D)			
VP24H2D18F__N77	Essentials Palette, Full Drawer	\$2,349	\$3,129
VP24H2D18P__N77	Essentials Palette, Plumbing Drawer (shown)	\$2,349	\$3,129
VP24H2D18F__S77	Essentials Palette, Full Drawer, Night Light	\$2,829	\$3,779
VP24H2D18P__S77	Essentials Palette, Plumbing Drawer, Night Light	\$2,829	\$3,779
VP24H2D18F__N77	Classic Palette, Full Drawer	\$2,949	\$3,929
VP24H2D18P__N77	Classic Palette, Plumbing Drawer	\$2,949	\$3,929
VP24H2D18F__S77	Classic Palette, Full Drawer, Night Light	\$3,529	\$4,699
VP24H2D18P__S77	Classic Palette, Plumbing Drawer, Night Light	\$3,529	\$4,699
VP24H2D18F__N77	Inspire Palette, Full Drawer	\$3,729	\$4,949
VP24H2D18P__N77	Inspire Palette, Plumbing Drawer	\$3,729	\$4,949
VP24H2D18F__S77	Inspire Palette, Full Drawer, Night Light	\$4,179	\$5,549
VP24H2D18P__S77	Inspire Palette, Plumbing Drawer, Night Light	\$4,179	\$5,549

COLOR OPTIONS

Select a glass color by inserting the color code into the model number (____):

Essentials Palette:

Tinted Gray Mirror 11
White 21

Classic Palette:

Matte White 26
Matte Gray 27
Matte Black 28

Inspire Palette:

Satin Bronze 12
Satin White 19

UPGRADE OPTIONS

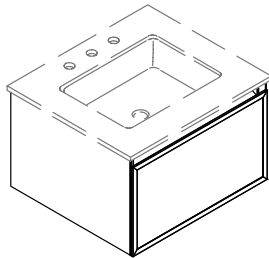
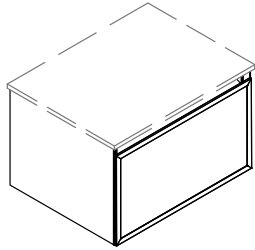
Night Light: Selectable Night Light (2700K/4000K) is preconfigured at 2700K and can be changed to 4000K at time of installation.

continued on next page »



PROFILES® VANITIES

robern.com/profiles



MODEL	DESCRIPTION / UPGRADE OPTIONS	PRICE USD	PRICE CAD
Matte Gold Frame			
VP24H2D18F__N82	Essentials Palette, Full Drawer (shown)	\$2,529	\$3,349
VP24H2D18P__N82	Essentials Palette, Plumbing Drawer	\$2,529	\$3,349
VP24H2D18F__S82	Essentials Palette, Full Drawer, Night Light	\$2,949	\$3,929
VP24H2D18P__S82	Essentials Palette, Plumbing Drawer, Night Light	\$2,949	\$3,929
VP24H2D18F__N82	Classic Palette, Full Drawer	\$3,199	\$4,249
VP24H2D18P__N82	Classic Palette, Plumbing Drawer	\$3,199	\$4,249
VP24H2D18F__S82	Classic Palette, Full Drawer, Night Light	\$3,729	\$4,949
VP24H2D18P__S82	Classic Palette, Plumbing Drawer, Night Light	\$3,729	\$4,949
VP24H2D18F__N82	Inspire Palette, Full Drawer	\$3,849	\$5,129
VP24H2D18P__N82	Inspire Palette, Plumbing Drawer	\$3,849	\$5,129
VP24H2D18F__S82	Inspire Palette, Full Drawer, Night Light	\$4,379	\$5,799
VP24H2D18P__S82	Inspire Palette, Plumbing Drawer, Night Light	\$4,379	\$5,799
Matte Black Frame			
VP24H2D18F__N83	Essentials Palette, Full Drawer	\$2,529	\$3,349
VP24H2D18P__N83	Essentials Palette, Plumbing Drawer (shown)	\$2,529	\$3,349
VP24H2D18F__S83	Essentials Palette, Full Drawer, Night Light	\$2,949	\$3,929
VP24H2D18P__S83	Essentials Palette, Plumbing Drawer, Night Light	\$2,949	\$3,929
VP24H2D18F__N83	Classic Palette, Full Drawer	\$3,199	\$4,249
VP24H2D18P__N83	Classic Palette, Plumbing Drawer	\$3,199	\$4,249
VP24H2D18F__S83	Classic Palette, Full Drawer, Night Light	\$3,729	\$4,949
VP24H2D18P__S83	Classic Palette, Plumbing Drawer, Night Light	\$3,729	\$4,949
VP24H2D18F__N83	Inspire Palette, Full Drawer	\$3,849	\$5,129
VP24H2D18P__N83	Inspire Palette, Plumbing Drawer	\$3,849	\$5,129
VP24H2D18F__S83	Inspire Palette, Full Drawer, Night Light	\$4,379	\$5,799
VP24H2D18P__S83	Inspire Palette, Plumbing Drawer, Night Light	\$4,379	\$5,799

COLOR OPTIONS

Select a glass color by inserting the color code into the model number (__):

Essentials Palette:

Tinted Gray Mirror 11
White 21

Classic Palette:

Matte White 26
Matte Gray 27
Matte Black 28

Inspire Palette:

Satin Bronze 12
Satin White 19

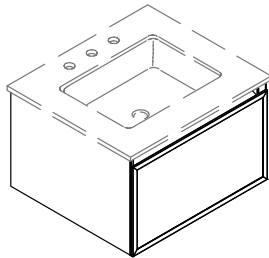
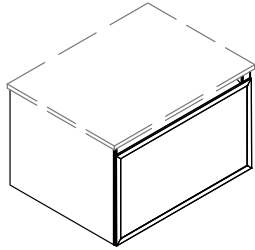
UPGRADE OPTIONS

Night Light: Selectable Night Light (2700K/4000K) is preconfigured at 2700K and can be changed to 4000K at time of installation.

continued on next page »



PROFILES® VANITIES

robern.com/profiles


MODEL	DESCRIPTION / UPGRADE OPTIONS	PRICE USD	PRICE CAD
Chrome Frame			
24"W × 15"H × 21"D (24-1/8"W × 15"H × 21-3/4"D)			
VP24H2D21F__N76	Essentials Palette, Full Drawer (shown)	\$2,349	\$3,129
VP24H2D21P__N76	Essentials Palette, Plumbing Drawer	\$2,349	\$3,129
VP24H2D21F__S76	Essentials Palette, Full Drawer, Night Light	\$2,829	\$3,779
VP24H2D21P__S76	Essentials Palette, Plumbing Drawer, Night Light	\$2,829	\$3,779
VP24H2D21F__N76	Classic Palette, Full Drawer	\$2,949	\$3,929
VP24H2D21P__N76	Classic Palette, Plumbing Drawer	\$2,949	\$3,929
VP24H2D21F__S76	Classic Palette, Full Drawer, Night Light	\$3,529	\$4,699
VP24H2D21P__S76	Classic Palette, Plumbing Drawer, Night Light	\$3,529	\$4,699
VP24H2D21F__N76	Inspire Palette, Full Drawer	\$3,729	\$4,949
VP24H2D21P__N76	Inspire Palette, Plumbing Drawer	\$3,729	\$4,949
VP24H2D21F__S76	Inspire Palette, Full Drawer, Night Light	\$4,179	\$5,549
VP24H2D21P__S76	Inspire Palette, Plumbing Drawer, Night Light	\$4,179	\$5,549
Polished Nickel Frame			
24"W × 15"H × 21"D (24-1/8"W × 15"H × 21-3/4"D)			
VP24H2D21F__N77	Essentials Palette, Full Drawer	\$2,349	\$3,129
VP24H2D21P__N77	Essentials Palette, Plumbing Drawer (shown)	\$2,349	\$3,129
VP24H2D21F__S77	Essentials Palette, Full Drawer, Night Light	\$2,829	\$3,779
VP24H2D21P__S77	Essentials Palette, Plumbing Drawer, Night Light	\$2,829	\$3,779
VP24H2D21F__N77	Classic Palette, Full Drawer	\$2,949	\$3,929
VP24H2D21P__N77	Classic Palette, Plumbing Drawer	\$2,949	\$3,929
VP24H2D21F__S77	Classic Palette, Full Drawer, Night Light	\$3,529	\$4,699
VP24H2D21P__S77	Classic Palette, Plumbing Drawer, Night Light	\$3,529	\$4,699
VP24H2D21F__N77	Inspire Palette, Full Drawer	\$3,729	\$4,949
VP24H2D21P__N77	Inspire Palette, Plumbing Drawer	\$3,729	\$4,949
VP24H2D21F__S77	Inspire Palette, Full Drawer, Night Light	\$4,179	\$5,549
VP24H2D21P__S77	Inspire Palette, Plumbing Drawer, Night Light	\$4,179	\$5,549

COLOR OPTIONS

Select a glass color by inserting the color code into the model number (____):

Essentials Palette:

Tinted Gray Mirror 11
White 21

Classic Palette:

Matte White 26
Matte Gray 27
Matte Black 28

Inspire Palette:

Satin Bronze 12
Satin White 19

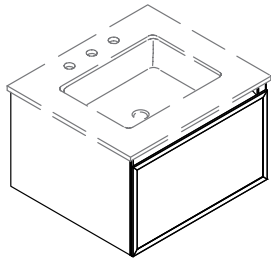
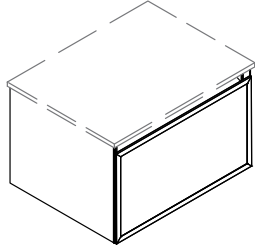
UPGRADE OPTIONS

Night Light: Selectable Night Light (2700K/4000K) is preconfigured at 2700K and can be changed to 4000K at time of installation.

continued on next page »



PROFILES® VANITIES



MODEL	DESCRIPTION / UPGRADE OPTIONS	PRICE USD	PRICE CAD
Matte Gold Frame			
VP24H2D21F__N82	Essentials Palette, Full Drawer (shown)	\$2,529	\$3,349
VP24H2D21P__N82	Essentials Palette, Plumbing Drawer	\$2,529	\$3,349
VP24H2D21F__S82	Essentials Palette, Full Drawer, Night Light	\$2,949	\$3,929
VP24H2D21P__S82	Essentials Palette, Plumbing Drawer, Night Light	\$2,949	\$3,929
VP24H2D21F__N82	Classic Palette, Full Drawer	\$3,199	\$4,249
VP24H2D21P__N82	Classic Palette, Plumbing Drawer	\$3,199	\$4,249
VP24H2D21F__S82	Classic Palette, Full Drawer, Night Light	\$3,729	\$4,949
VP24H2D21P__S82	Classic Palette, Plumbing Drawer, Night Light	\$3,729	\$4,949
VP24H2D21F__N82	Inspire Palette, Full Drawer	\$3,849	\$5,129
VP24H2D21P__N82	Inspire Palette, Plumbing Drawer	\$3,849	\$5,129
VP24H2D21F__S82	Inspire Palette, Full Drawer, Night Light	\$4,379	\$5,799
VP24H2D21P__S82	Inspire Palette, Plumbing Drawer, Night Light	\$4,379	\$5,799
Matte Black Frame			
VP24H2D21F__N83	Essentials Palette, Full Drawer	\$2,529	\$3,349
VP24H2D21P__N83	Essentials Palette, Plumbing Drawer (shown)	\$2,529	\$3,349
VP24H2D21F__S83	Essentials Palette, Full Drawer, Night Light	\$2,949	\$3,929
VP24H2D21P__S83	Essentials Palette, Plumbing Drawer, Night Light	\$2,949	\$3,929
VP24H2D21F__N83	Classic Palette, Full Drawer	\$3,199	\$4,249
VP24H2D21P__N83	Classic Palette, Plumbing Drawer	\$3,199	\$4,249
VP24H2D21F__S83	Classic Palette, Full Drawer, Night Light	\$3,729	\$4,949
VP24H2D21P__S83	Classic Palette, Plumbing Drawer, Night Light	\$3,729	\$4,949
VP24H2D21F__N83	Inspire Palette, Full Drawer	\$3,849	\$5,129
VP24H2D21P__N83	Inspire Palette, Plumbing Drawer	\$3,849	\$5,129
VP24H2D21F__S83	Inspire Palette, Full Drawer, Night Light	\$4,379	\$5,799
VP24H2D21P__S83	Inspire Palette, Plumbing Drawer, Night Light	\$4,379	\$5,799

COLOR OPTIONS

Select a glass color by inserting the color code into the model number (__):

Essentials Palette:

Tinted Gray Mirror 11
White 21

Classic Palette:

Matte White 26
Matte Gray 27
Matte Black 28

Inspire Palette:

Satin Bronze 12
Satin White 19

UPGRADE OPTIONS

Night Light: Selectable Night Light (2700K/4000K) is preconfigured at 2700K and can be changed to 4000K at time of installation.

continued on next page »



PROFILES® VANITIES

robern.com/profiles

CABINETS

NICHERS

LIGHTING

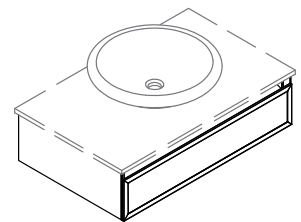
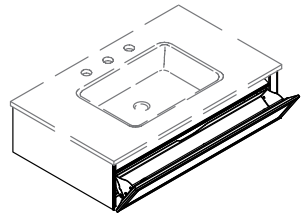
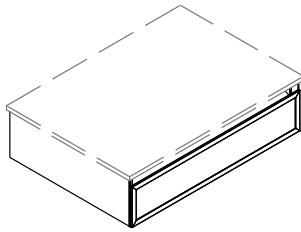
MIRRORS

VANITIES
PROFILES

CRAFT SERIES

MAGNIFICATION
MIRRORS

ACCESSORIES



MODEL	DESCRIPTION / UPGRADE OPTIONS	PRICE USD	PRICE CAD
Chrome Frame			
VP30H1D18R__N76	Essentials Palette, False Front (shown)	\$2,179	\$2,899
VP30H1D18T__N76	Essentials Palette, Tip Out Drawer	\$2,829	\$3,779
VP30H1D18F__N76	Essentials Palette, Full Drawer	\$2,829	\$3,779
VP30H1D18P__N76	Essentials Palette, Plumbing Drawer	\$2,829	\$3,779
VP30H1D18R__S76	Essentials Palette, False Front, Night Light	\$2,749	\$3,649
VP30H1D18T__S76	Essentials Palette, Tip Out Drawer, Night Light	\$3,479	\$4,629
VP30H1D18F__S76	Essentials Palette, Full Drawer, Night Light	\$3,479	\$4,629
VP30H1D18P__S76	Essentials Palette, Plumbing Drawer, Night Light	\$3,479	\$4,629
VP30H1D18R__N76	Classic Palette, False Front	\$2,649	\$3,549
VP30H1D18T__N76	Classic Palette, Tip Out Drawer (shown)	\$3,529	\$4,699
VP30H1D18F__N76	Classic Palette, Full Drawer	\$3,529	\$4,699
VP30H1D18P__N76	Classic Palette, Plumbing Drawer	\$3,529	\$4,699
VP30H1D18R__S76	Classic Palette, False Front, Night Light	\$3,199	\$4,249
VP30H1D18T__S76	Classic Palette, Tip Out Drawer, Night Light	\$4,129	\$5,479
VP30H1D18F__S76	Classic Palette, Full Drawer, Night Light	\$4,129	\$5,479
VP30H1D18P__S76	Classic Palette, Plumbing Drawer, Night Light	\$4,129	\$5,479
VP30H1D18R__N76	Inspire Palette, False Front	\$3,129	\$4,179
VP30H1D18T__N76	Inspire Palette, Tip Out Drawer	\$4,179	\$5,549
VP30H1D18F__N76	Inspire Palette, Full Drawer	\$4,179	\$5,549
VP30H1D18P__N76	Inspire Palette, Plumbing Drawer (shown)	\$4,179	\$5,549
VP30H1D18R__S76	Inspire Palette, False Front, Night Light	\$3,649	\$4,849
VP30H1D18T__S76	Inspire Palette, Tip Out Drawer, Night Light	\$4,829	\$6,399
VP30H1D18F__S76	Inspire Palette, Full Drawer, Night Light	\$4,829	\$6,399
VP30H1D18P__S76	Inspire Palette, Plumbing Drawer, Night Light	\$4,829	\$6,399

COLOR OPTIONS

Select a glass color by inserting the color code into the model number (__):

Essentials Palette:

Tinted Gray Mirror 11
White 21

Classic Palette:

Matte White 26
Matte Gray 27
Matte Black 28

Inspire Palette:

Satin Bronze 12
Satin White 19

UPGRADE OPTIONS

Night Light: Selectable Night Light (2700K/4000K) is preconfigured at 2700K and can be changed to 4000K at time of installation.

continued on next page »



PROFILES® VANITIES

robern.com/profiles

MODEL	DESCRIPTION / UPGRADE OPTIONS	PRICE USD	PRICE CAD
Polished Nickel Frame			
VP30H1D18R__N77	Essentials Palette, False Front (shown)	\$2,179	\$2,899
VP30H1D18T__N77	Essentials Palette, Tip Out Drawer	\$2,829	\$3,779
VP30H1D18F__N77	Essentials Palette, Full Drawer	\$2,829	\$3,779
VP30H1D18P__N77	Essentials Palette, Plumbing Drawer	\$2,829	\$3,779
VP30H1D18R__S77	Essentials Palette, False Front, Night Light	\$2,749	\$3,649
VP30H1D18T__S77	Essentials Palette, Tip Out Drawer, Night Light	\$3,479	\$4,629
VP30H1D18F__S77	Essentials Palette, Full Drawer, Night Light	\$3,479	\$4,629
VP30H1D18P__S77	Essentials Palette, Plumbing Drawer, Night Light	\$3,479	\$4,629
VP30H1D18R__N77	Classic Palette, False Front	\$2,649	\$3,549
VP30H1D18T__N77	Classic Palette, Tip Out Drawer (shown)	\$3,529	\$4,699
VP30H1D18F__N77	Classic Palette, Full Drawer	\$3,529	\$4,699
VP30H1D18P__N77	Classic Palette, Plumbing Drawer	\$3,529	\$4,699
VP30H1D18R__S77	Classic Palette, False Front, Night Light	\$3,199	\$4,249
VP30H1D18T__S77	Classic Palette, Tip Out Drawer, Night Light	\$4,129	\$5,479
VP30H1D18F__S77	Classic Palette, Full Drawer, Night Light	\$4,129	\$5,479
VP30H1D18P__S77	Classic Palette, Plumbing Drawer, Night Light	\$4,129	\$5,479
VP30H1D18R__N77	Inspire Palette, False Front	\$3,129	\$4,179
VP30H1D18T__N77	Inspire Palette, Tip Out Drawer	\$4,179	\$5,549
VP30H1D18F__N77	Inspire Palette, Full Drawer	\$4,179	\$5,549
VP30H1D18P__N77	Inspire Palette, Plumbing Drawer (shown)	\$4,179	\$5,549
VP30H1D18R__S77	Inspire Palette, False Front, Night Light	\$3,649	\$4,849
VP30H1D18T__S77	Inspire Palette, Tip Out Drawer, Night Light	\$4,829	\$6,399
VP30H1D18F__S77	Inspire Palette, Full Drawer, Night Light	\$4,829	\$6,399
VP30H1D18P__S77	Inspire Palette, Plumbing Drawer, Night Light	\$4,829	\$6,399

COLOR OPTIONS

Select a glass color by inserting the color code into the model number (__):

Essentials Palette:

Tinted Gray Mirror 11
White 21

Classic Palette:

Matte White 26
Matte Gray 27
Matte Black 28

Inspire Palette:

Satin Bronze 12
Satin White 19

UPGRADE OPTIONS

Night Light: Selectable Night Light (2700K/4000K) is preconfigured at 2700K and can be changed to 4000K at time of installation.

continued on next page »

CABINETS

NICHES

LIGHTING

MIRRORS

VANITIES
PROFILES

CRAFT SERIES

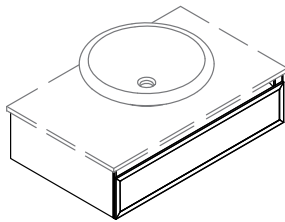
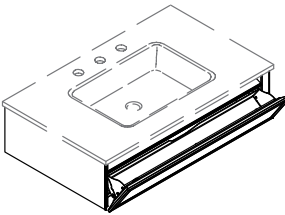
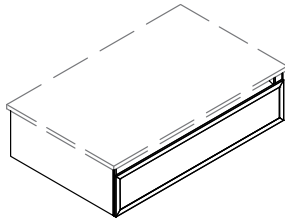
MAGNIFICATION
MIRRORS

ACCESSORIES



PROFILES® VANITIES

robern.com/profiles



MODEL	DESCRIPTION / UPGRADE OPTIONS	PRICE USD	PRICE CAD
Matte Gold Frame			
VP30H1D18R__N82	Essentials Palette, False Front	\$2,349	\$3,129
VP30H1D18T__N82	Essentials Palette, Tip Out Drawer	\$2,949	\$3,929
VP30H1D18F__N82	Essentials Palette, Full Drawer	\$2,949	\$3,929
VP30H1D18P__N82	Essentials Palette, Plumbing Drawer	\$2,949	\$3,929
VP30H1D18R__S82	Essentials Palette, False Front, Night Light	\$2,879	\$3,849
VP30H1D18T__S82	Essentials Palette, Tip Out Drawer, Night Light	\$3,579	\$4,779
VP30H1D18F__S82	Essentials Palette, Full Drawer, Night Light	\$3,579	\$4,779
VP30H1D18P__S82	Essentials Palette, Plumbing Drawer, Night Light	\$3,579	\$4,779
VP30H1D18R__N82	Classic Palette, False Front	\$2,829	\$3,779
VP30H1D18T__N82	Classic Palette, Tip Out Drawer	\$3,729	\$4,949
VP30H1D18F__N82	Classic Palette, Full Drawer	\$3,729	\$4,949
VP30H1D18P__N82	Classic Palette, Plumbing Drawer	\$3,729	\$4,949
VP30H1D18R__S82	Classic Palette, False Front, Night Light	\$3,399	\$4,499
VP30H1D18T__S82	Classic Palette, Tip Out Drawer, Night Light	\$4,299	\$5,729
VP30H1D18F__S82	Classic Palette, Full Drawer, Night Light	\$4,299	\$5,729
VP30H1D18P__S82	Classic Palette, Plumbing Drawer, Night Light	\$4,299	\$5,729
VP30H1D18R__N82	Inspire Palette, False Front	\$3,279	\$4,349
VP30H1D18T__N82	Inspire Palette, Tip Out Drawer	\$4,379	\$5,799
VP30H1D18F__N82	Inspire Palette, Full Drawer	\$4,379	\$5,799
VP30H1D18P__N82	Inspire Palette, Plumbing Drawer	\$4,379	\$5,799
VP30H1D18R__S82	Inspire Palette, False Front, Night Light	\$3,799	\$5,049
VP30H1D18T__S82	Inspire Palette, Tip Out Drawer, Night Light	\$4,949	\$6,599
VP30H1D18F__S82	Inspire Palette, Full Drawer, Night Light	\$4,949	\$6,599
VP30H1D18P__S82	Inspire Palette, Plumbing Drawer, Night Light	\$4,949	\$6,599

COLOR OPTIONS

Select a glass color by inserting the color code into the model number (____):

Essentials Palette:

Tinted Gray Mirror 11
White 21

Classic Palette:

Matte White 26
Matte Gray 27
Matte Black 28

Inspire Palette:

Satin Bronze 12
Satin White 19

UPGRADE OPTIONS

Night Light: Selectable Night Light (2700K/4000K) is preconfigured at 2700K and can be changed to 4000K at time of installation.

continued on next page »



PROFILES® VANITIES

robern.com/profiles

MODEL

DESCRIPTION / UPGRADE OPTIONS

PRICE USD

PRICE CAD

Matte Black Frame

30"W × 7-½"H × 18"D (30-⅛"W × 7-½"H × 18-¾"D)

VP30H1D18R__N83

Essentials Palette, False Front

\$2,349

\$3,129

VP30H1D18T__N83

Essentials Palette, Tip Out Drawer

\$2,949

\$3,929

VP30H1D18F__N83

Essentials Palette, Full Drawer

\$2,949

\$3,929

VP30H1D18P__N83

Essentials Palette, Plumbing Drawer

\$2,949

\$3,929

VP30H1D18R__S83

Essentials Palette, False Front, Night Light

\$2,879

\$3,849

VP30H1D18T__S83

Essentials Palette, Tip Out Drawer, Night Light

\$3,579

\$4,779

VP30H1D18F__S83

Essentials Palette, Full Drawer, Night Light

\$3,579

\$4,779

VP30H1D18P__S83

Essentials Palette, Plumbing Drawer, Night Light

\$3,579

\$4,779

VP30H1D18R__N83

Classic Palette, False Front

\$2,829

\$3,779

VP30H1D18T__N83

Classic Palette, Tip Out Drawer

\$3,729

\$4,949

VP30H1D18F__N83

Classic Palette, Full Drawer

\$3,729

\$4,949

VP30H1D18P__N83

Classic Palette, Plumbing Drawer

\$3,729

\$4,949

VP30H1D18R__S83

Classic Palette, False Front, Night Light

\$3,399

\$4,499

VP30H1D18T__S83

Classic Palette, Tip Out Drawer, Night Light

\$4,299

\$5,729

VP30H1D18F__S83

Classic Palette, Full Drawer, Night Light

\$4,299

\$5,729

VP30H1D18P__S83

Classic Palette, Plumbing Drawer, Night Light

\$4,299

\$5,729

VP30H1D18R__N83

Inspire Palette, False Front

\$3,279

\$4,349

VP30H1D18T__N83

Inspire Palette, Tip Out Drawer

\$4,379

\$5,799

VP30H1D18F__N83

Inspire Palette, Full Drawer

\$4,379

\$5,799

VP30H1D18P__N83

Inspire Palette, Plumbing Drawer

\$4,379

\$5,799

VP30H1D18R__S83

Inspire Palette, False Front, Night Light

\$3,799

\$5,049

VP30H1D18T__S83

Inspire Palette, Tip Out Drawer, Night Light

\$4,949

\$6,599

VP30H1D18F__S83

Inspire Palette, Full Drawer, Night Light

\$4,949

\$6,599

VP30H1D18P__S83

Inspire Palette, Plumbing Drawer, Night Light

\$4,949

\$6,599

COLOR OPTIONS

Select a glass color by inserting the color code into the model number (____):

Essentials Palette:

Tinted Gray Mirror 11
White 21

Classic Palette:

Matte White 26
Matte Gray 27
Matte Black 28

Inspire Palette:

Satin Bronze 12
Satin White 19

UPGRADE OPTIONS

Night Light: Selectable Night Light (2700K/4000K) is preconfigured at 2700K and can be changed to 4000K at time of installation.

continued on next page »

CABINETS

NICHES

LIGHTING

MIRRORS

VANITIES
PROFILES

CRAFT SERIES

MAGNIFICATION
MIRRORS

ACCESSORIES



PROFILES® VANITIES

robern.com/profiles

CABINETS

NICHE

LIGHTING

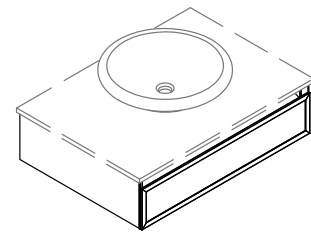
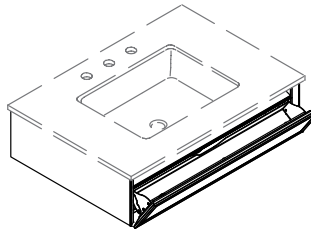
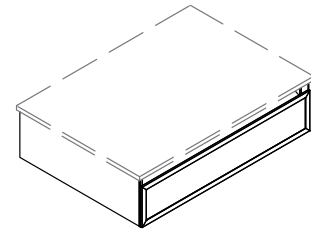
MIRRORS

VANITIES
PROFILES

CRAFT SERIES

MAGNIFICATION
MIRRORS

ACCESSORIES



MODEL	DESCRIPTION / UPGRADE OPTIONS	PRICE USD	PRICE CAD
Chrome Frame			
VP30H1D21R__N76	Essentials Palette, False Front (shown)	\$2,179	\$2,899
VP30H1D21T__N76	Essentials Palette, Tip Out Drawer	\$2,829	\$3,779
VP30H1D21F__N76	Essentials Palette, Full Drawer	\$2,829	\$3,779
VP30H1D21P__N76	Essentials Palette, Plumbing Drawer	\$2,829	\$3,779
VP30H1D21R__S76	Essentials Palette, False Front, Night Light	\$2,749	\$3,649
VP30H1D21T__S76	Essentials Palette, Tip Out Drawer, Night Light	\$3,479	\$4,629
VP30H1D21F__S76	Essentials Palette, Full Drawer, Night Light	\$3,479	\$4,629
VP30H1D21P__S76	Essentials Palette, Plumbing Drawer, Night Light	\$3,479	\$4,629
VP30H1D21R__N76	Classic Palette, False Front	\$2,649	\$3,549
VP30H1D21T__N76	Classic Palette, Tip Out Drawer (shown)	\$3,529	\$4,699
VP30H1D21F__N76	Classic Palette, Full Drawer	\$3,529	\$4,699
VP30H1D21P__N76	Classic Palette, Plumbing Drawer	\$3,529	\$4,699
VP30H1D21R__S76	Classic Palette, False Front, Night Light	\$3,199	\$4,249
VP30H1D21T__S76	Classic Palette, Tip Out Drawer, Night Light	\$4,129	\$5,479
VP30H1D21F__S76	Classic Palette, Full Drawer, Night Light	\$4,129	\$5,479
VP30H1D21P__S76	Classic Palette, Plumbing Drawer, Night Light	\$4,129	\$5,479
VP30H1D21R__N76	Inspire Palette, False Front	\$3,129	\$4,179
VP30H1D21T__N76	Inspire Palette, Tip Out Drawer	\$4,179	\$5,549
VP30H1D21F__N76	Inspire Palette, Full Drawer	\$4,179	\$5,549
VP30H1D21P__N76	Inspire Palette, Plumbing Drawer (shown)	\$4,179	\$5,549
VP30H1D21R__S76	Inspire Palette, False Front, Night Light	\$3,649	\$4,849
VP30H1D21T__S76	Inspire Palette, Tip Out Drawer, Night Light	\$4,829	\$6,399
VP30H1D21F__S76	Inspire Palette, Full Drawer, Night Light	\$4,829	\$6,399
VP30H1D21P__S76	Inspire Palette, Plumbing Drawer, Night Light	\$4,829	\$6,399

COLOR OPTIONS

Select a glass color by inserting the color code into the model number (__):

Essentials Palette:

Tinted Gray Mirror 11
White 21

Classic Palette:

Matte White 26
Matte Gray 27
Matte Black 28

Inspire Palette:

Satin Bronze 12
Satin White 19

UPGRADE OPTIONS

Night Light: Selectable Night Light (2700K/4000K) is preconfigured at 2700K and can be changed to 4000K at time of installation.

continued on next page »



PROFILES® VANITIES

robern.com/profiles

MODEL	DESCRIPTION / UPGRADE OPTIONS	PRICE USD	PRICE CAD
Polished Nickel Frame			
VP30H1D21R__N77	Essentials Palette, False Front (shown)	\$2,179	\$2,899
VP30H1D21T__N77	Essentials Palette, Tip Out Drawer	\$2,829	\$3,779
VP30H1D21F__N77	Essentials Palette, Full Drawer	\$2,829	\$3,779
VP30H1D21P__N77	Essentials Palette, Plumbing Drawer	\$2,829	\$3,779
VP30H1D21R__S77	Essentials Palette, False Front, Night Light	\$2,749	\$3,649
VP30H1D21T__S77	Essentials Palette, Tip Out Drawer, Night Light	\$3,479	\$4,629
VP30H1D21F__S77	Essentials Palette, Full Drawer, Night Light	\$3,479	\$4,629
VP30H1D21P__S77	Essentials Palette, Plumbing Drawer, Night Light	\$3,479	\$4,629
VP30H1D21R__N77	Classic Palette, False Front	\$2,649	\$3,549
VP30H1D21T__N77	Classic Palette, Tip Out Drawer (shown)	\$3,529	\$4,699
VP30H1D21F__N77	Classic Palette, Full Drawer	\$3,529	\$4,699
VP30H1D21P__N77	Classic Palette, Plumbing Drawer	\$3,529	\$4,699
VP30H1D21R__S77	Classic Palette, False Front, Night Light	\$3,199	\$4,249
VP30H1D21T__S77	Classic Palette, Tip Out Drawer, Night Light	\$4,129	\$5,479
VP30H1D21F__S77	Classic Palette, Full Drawer, Night Light	\$4,129	\$5,479
VP30H1D21P__S77	Classic Palette, Plumbing Drawer, Night Light	\$4,129	\$5,479
VP30H1D21R__N77	Inspire Palette, False Front	\$3,129	\$4,179
VP30H1D21T__N77	Inspire Palette, Tip Out Drawer	\$4,179	\$5,549
VP30H1D21F__N77	Inspire Palette, Full Drawer	\$4,179	\$5,549
VP30H1D21P__N77	Inspire Palette, Plumbing Drawer (shown)	\$4,179	\$5,549
VP30H1D21R__S77	Inspire Palette, False Front, Night Light	\$3,649	\$4,849
VP30H1D21T__S77	Inspire Palette, Tip Out Drawer, Night Light	\$4,829	\$6,399
VP30H1D21F__S77	Inspire Palette, Full Drawer, Night Light	\$4,829	\$6,399
VP30H1D21P__S77	Inspire Palette, Plumbing Drawer, Night Light	\$4,829	\$6,399

COLOR OPTIONS

Select a glass color by inserting the color code into the model number (__):

Essentials Palette:

Tinted Gray Mirror 11
White 21

Classic Palette:

Matte White 26
Matte Gray 27
Matte Black 28

Inspire Palette:

Satin Bronze 12
Satin White 19

UPGRADE OPTIONS

Night Light: Selectable Night Light (2700K/4000K) is preconfigured at 2700K and can be changed to 4000K at time of installation.

continued on next page »

CABINETS

NICHES

LIGHTING

MIRRORS

VANITIES
PROFILES

CRAFT SERIES

MAGNIFICATION
MIRRORS

ACCESSORIES



PROFILES® VANITIES

robern.com/profiles

CABINETS

NICHERS

LIGHTING

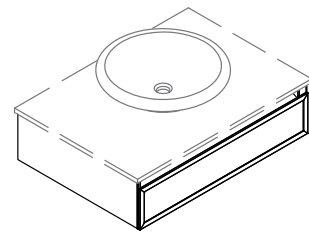
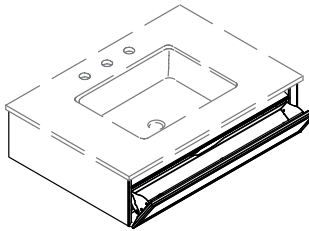
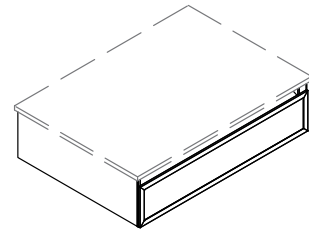
MIRRORS

VANITIES
PROFILES

CRAFT SERIES

MAGNIFICATION
MIRRORS

ACCESSORIES



MODEL	DESCRIPTION / UPGRADE OPTIONS	PRICE USD	PRICE CAD
Matte Gold Frame			
VP30H1D21R__N82	Essentials Palette, False Front (shown)	\$2,349	\$3,129
VP30H1D21T__N82	Essentials Palette, Tip Out Drawer	\$2,949	\$3,929
VP30H1D21F__N82	Essentials Palette, Full Drawer	\$2,949	\$3,929
VP30H1D21P__N82	Essentials Palette, Plumbing Drawer	\$2,949	\$3,929
VP30H1D21R__S82	Essentials Palette, False Front, Night Light	\$2,879	\$3,849
VP30H1D21T__S82	Essentials Palette, Tip Out Drawer, Night Light	\$3,579	\$4,779
VP30H1D21F__S82	Essentials Palette, Full Drawer, Night Light	\$3,579	\$4,779
VP30H1D21P__S82	Essentials Palette, Plumbing Drawer, Night Light	\$3,579	\$4,779
VP30H1D21R__N82	Classic Palette, False Front	\$2,829	\$3,779
VP30H1D21T__N82	Classic Palette, Tip Out Drawer (shown)	\$3,729	\$4,949
VP30H1D21F__N82	Classic Palette, Full Drawer	\$3,729	\$4,949
VP30H1D21P__N82	Classic Palette, Plumbing Drawer	\$3,729	\$4,949
VP30H1D21R__S82	Classic Palette, False Front, Night Light	\$3,399	\$4,499
VP30H1D21T__S82	Classic Palette, Tip Out Drawer, Night Light	\$4,299	\$5,729
VP30H1D21F__S82	Classic Palette, Full Drawer, Night Light	\$4,299	\$5,729
VP30H1D21P__S82	Classic Palette, Plumbing Drawer, Night Light	\$4,299	\$5,729
VP30H1D21R__N82	Inspire Palette, False Front	\$3,279	\$4,349
VP30H1D21T__N82	Inspire Palette, Tip Out Drawer	\$4,379	\$5,799
VP30H1D21F__N82	Inspire Palette, Full Drawer	\$4,379	\$5,799
VP30H1D21P__N82	Inspire Palette, Plumbing Drawer (shown)	\$4,379	\$5,799
VP30H1D21R__S82	Inspire Palette, False Front, Night Light	\$3,799	\$5,049
VP30H1D21T__S82	Inspire Palette, Tip Out Drawer, Night Light	\$4,949	\$6,599
VP30H1D21F__S82	Inspire Palette, Full Drawer, Night Light	\$4,949	\$6,599
VP30H1D21P__S82	Inspire Palette, Plumbing Drawer, Night Light	\$4,949	\$6,599

COLOR OPTIONS

Select a glass color by inserting the color code into the model number (__):

Essentials Palette:

Tinted Gray Mirror 11
White 21

Classic Palette:

Matte White 26
Matte Gray 27
Matte Black 28

Inspire Palette:

Satin Bronze 12
Satin White 19

UPGRADE OPTIONS

Night Light: Selectable Night Light (2700K/4000K) is preconfigured at 2700K and can be changed to 4000K at time of installation.

continued on next page »

**PROFILES® VANITIES**

CABINETS

NICHES

LIGHTING

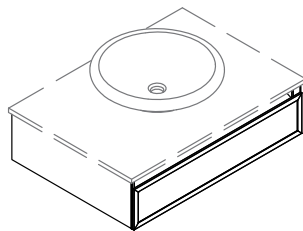
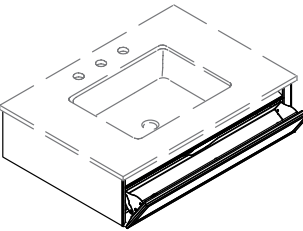
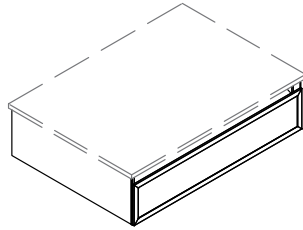
MIRRORS

VANITIES
PROFILES

CRAFT SERIES

MAGNIFICATION
MIRRORS

ACCESSORIES

**MODEL****DESCRIPTION / UPGRADE OPTIONS****PRICE USD****PRICE CAD****Matte Black Frame****30"W × 7-½"H × 21"D (30-⅛"W × 7-½"H × 21-¾"D)**

VP30H1D21R__N83

Essentials Palette, False Front (shown)

\$2,349**\$3,129**

VP30H1D21T__N83

Essentials Palette, Tip Out Drawer

\$2,949**\$3,929**

VP30H1D21F__N83

Essentials Palette, Full Drawer

\$2,949**\$3,929**

VP30H1D21P__N83

Essentials Palette, Plumbing Drawer

\$2,949**\$3,929**

VP30H1D21R__S83

Essentials Palette, False Front, Night Light

\$2,879**\$3,849**

VP30H1D21T__S83

Essentials Palette, Tip Out Drawer, Night Light

\$3,579**\$4,779**

VP30H1D21F__S83

Essentials Palette, Full Drawer, Night Light

\$3,579**\$4,779**

VP30H1D21P__S83

Essentials Palette, Plumbing Drawer, Night Light

\$3,579**\$4,779**

VP30H1D21R__N83

Classic Palette, False Front

\$2,829**\$3,779**

VP30H1D21T__N83

Classic Palette, Tip Out Drawer (shown)

\$3,729**\$4,949**

VP30H1D21F__N83

Classic Palette, Full Drawer

\$3,729**\$4,949**

VP30H1D21P__N83

Classic Palette, Plumbing Drawer

\$3,729**\$4,949**

VP30H1D21R__S83

Classic Palette, False Front, Night Light

\$3,399**\$4,499**

VP30H1D21T__S83

Classic Palette, Tip Out Drawer, Night Light

\$4,299**\$5,729**

VP30H1D21F__S83

Classic Palette, Full Drawer, Night Light

\$4,299**\$5,729**

VP30H1D21P__S83

Classic Palette, Plumbing Drawer, Night Light

\$4,299**\$5,729**

VP30H1D21R__N83

Inspire Palette, False Front

\$3,279**\$4,349**

VP30H1D21T__N83

Inspire Palette, Tip Out Drawer

\$4,379**\$5,799**

VP30H1D21F__N83

Inspire Palette, Full Drawer

\$4,379**\$5,799**

VP30H1D21P__N83

Inspire Palette, Plumbing Drawer (shown)

\$4,379**\$5,799**

VP30H1D21R__S83

Inspire Palette, False Front, Night Light

\$3,799**\$5,049**

VP30H1D21T__S83

Inspire Palette, Tip Out Drawer, Night Light

\$4,949**\$6,599**

VP30H1D21F__S83

Inspire Palette, Full Drawer, Night Light

\$4,949**\$6,599**

VP30H1D21P__S83

Inspire Palette, Plumbing Drawer, Night Light

\$4,949**\$6,599****COLOR OPTIONS**

Select a glass color by inserting the color code into the model number (__):

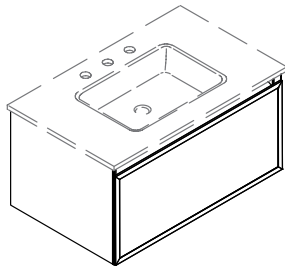
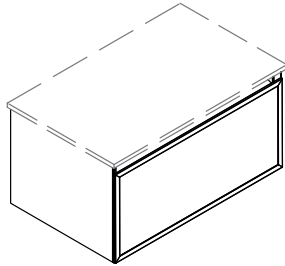
Essentials Palette:Tinted Gray Mirror 11
White 21**Classic Palette:**Matte White 26
Matte Gray 27
Matte Black 28**Inspire Palette:**Satin Bronze 12
Satin White 19**UPGRADE OPTIONS****Night Light:** Selectable Night Light (2700K/4000K) is preconfigured at 2700K and can be changed to 4000K at time of installation.

continued on next page »



PROFILES® VANITIES

robern.com/profiles



MODEL	DESCRIPTION / UPGRADE OPTIONS	PRICE USD	PRICE CAD
Chrome Frame			
VP30H2D18F__N76	Essentials Palette, Full Drawer (shown)	\$3,199	\$4,249
VP30H2D18P__N76	Essentials Palette, Plumbing Drawer	\$3,199	\$4,249
VP30H2D18F__S76	Essentials Palette, Full Drawer, Night Light	\$3,799	\$5,049
VP30H2D18P__S76	Essentials Palette, Plumbing Drawer, Night Light	\$3,799	\$5,049
VP30H2D18F__N76	Classic Palette, Full Drawer	\$3,849	\$5,129
VP30H2D18P__N76	Classic Palette, Plumbing Drawer	\$3,849	\$5,129
VP30H2D18F__S76	Classic Palette, Full Drawer, Night Light	\$4,429	\$5,879
VP30H2D18P__S76	Classic Palette, Plumbing Drawer, Night Light	\$4,429	\$5,879
VP30H2D18F__N76	Inspire Palette, Full Drawer	\$4,599	\$6,099
VP30H2D18P__N76	Inspire Palette, Plumbing Drawer	\$4,599	\$6,099
VP30H2D18F__S76	Inspire Palette, Full Drawer, Night Light	\$5,099	\$6,779
VP30H2D18P__S76	Inspire Palette, Plumbing Drawer, Night Light	\$5,099	\$6,779
Polished Nickel Frame			
VP30H2D18F__N77	Essentials Palette, Full Drawer	\$3,199	\$4,249
VP30H2D18P__N77	Essentials Palette, Plumbing Drawer (shown)	\$3,199	\$4,249
VP30H2D18F__S77	Essentials Palette, Full Drawer, Night Light	\$3,799	\$5,049
VP30H2D18P__S77	Essentials Palette, Plumbing Drawer, Night Light	\$3,799	\$5,049
VP30H2D18F__N77	Classic Palette, Full Drawer	\$3,849	\$5,129
VP30H2D18P__N77	Classic Palette, Plumbing Drawer	\$3,849	\$5,129
VP30H2D18F__S77	Classic Palette, Full Drawer, Night Light	\$4,429	\$5,879
VP30H2D18P__S77	Classic Palette, Plumbing Drawer, Night Light	\$4,429	\$5,879
VP30H2D18F__N77	Inspire Palette, Full Drawer	\$4,599	\$6,099
VP30H2D18P__N77	Inspire Palette, Plumbing Drawer	\$4,599	\$6,099
VP30H2D18F__S77	Inspire Palette, Full Drawer, Night Light	\$5,099	\$6,779
VP30H2D18P__S77	Inspire Palette, Plumbing Drawer, Night Light	\$5,099	\$6,779

COLOR OPTIONS

Select a glass color by inserting the color code into the model number (__):

Essentials Palette:

Tinted Gray Mirror 11
White 21

Classic Palette:

Matte White 26
Matte Gray 27
Matte Black 28

Inspire Palette:

Satin Bronze 12
Satin White 19

UPGRADE OPTIONS

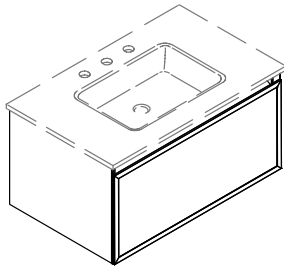
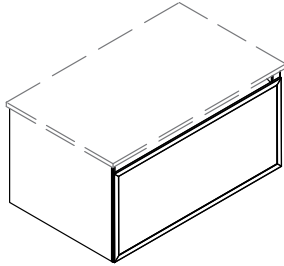
Night Light: Selectable Night Light (2700K/4000K) is preconfigured at 2700K and can be changed to 4000K at time of installation.

continued on next page »



PROFILES® VANITIES

robern.com/profiles



MODEL	DESCRIPTION / UPGRADE OPTIONS	PRICE USD	PRICE CAD
Matte Gold Frame	30" W × 15" H × 18" D (30-1/8" W × 15" H × 18-3/4" D)		
VP30H2D18F__N82	Essentials Palette, Full Drawer (shown)	\$3,399	\$4,499
VP30H2D18P__N82	Essentials Palette, Plumbing Drawer	\$3,399	\$4,499
VP30H2D18F__S82	Essentials Palette, Full Drawer, Night Light	\$3,949	\$5,249
VP30H2D18P__S82	Essentials Palette, Plumbing Drawer, Night Light	\$3,949	\$5,249
VP30H2D18F__N82	Classic Palette, Full Drawer	\$3,999	\$5,329
VP30H2D18P__N82	Classic Palette, Plumbing Drawer	\$3,999	\$5,329
VP30H2D18F__S82	Classic Palette, Full Drawer, Night Light	\$4,649	\$6,179
VP30H2D18P__S82	Classic Palette, Plumbing Drawer, Night Light	\$4,649	\$6,179
VP30H2D18F__N82	Inspire Palette, Full Drawer	\$4,729	\$6,199
VP30H2D18P__N82	Inspire Palette, Plumbing Drawer	\$4,729	\$6,199
VP30H2D18F__S82	Inspire Palette, Full Drawer, Night Light	\$5,299	\$7,049
VP30H2D18P__S82	Inspire Palette, Plumbing Drawer, Night Light	\$5,299	\$7,049
Matte Black Frame	30" W × 15" H × 18" D (30-1/8" W × 15" H × 18-3/4" D)		
VP30H2D18F__N83	Essentials Palette, Full Drawer	\$3,399	\$4,499
VP30H2D18P__N83	Essentials Palette, Plumbing Drawer (shown)	\$3,399	\$4,499
VP30H2D18F__S83	Essentials Palette, Full Drawer, Night Light	\$3,949	\$5,249
VP30H2D18P__S83	Essentials Palette, Plumbing Drawer, Night Light	\$3,949	\$5,249
VP30H2D18F__N83	Classic Palette, Full Drawer	\$3,999	\$5,329
VP30H2D18P__N83	Classic Palette, Plumbing Drawer	\$3,999	\$5,329
VP30H2D18F__S83	Classic Palette, Full Drawer, Night Light	\$4,649	\$6,179
VP30H2D18P__S83	Classic Palette, Plumbing Drawer, Night Light	\$4,649	\$6,179
VP30H2D18F__N83	Inspire Palette, Full Drawer	\$4,729	\$6,199
VP30H2D18P__N83	Inspire Palette, Plumbing Drawer	\$4,729	\$6,199
VP30H2D18F__S83	Inspire Palette, Full Drawer, Night Light	\$5,299	\$7,049
VP30H2D18P__S83	Inspire Palette, Plumbing Drawer, Night Light	\$5,299	\$7,049

COLOR OPTIONS

Select a glass color by inserting the color code into the model number (__):

Essentials Palette:

Tinted Gray Mirror 11
White 21

Classic Palette:

Matte White 26
Matte Gray 27
Matte Black 28

Inspire Palette:

Satin Bronze 12
Satin White 19

UPGRADE OPTIONS

Night Light: Selectable Night Light (2700K/4000K) is preconfigured at 2700K and can be changed to 4000K at time of installation.

continued on next page »



PROFILES® VANITIES

robern.com/profiles

CABINETS

NICHERS

LIGHTING

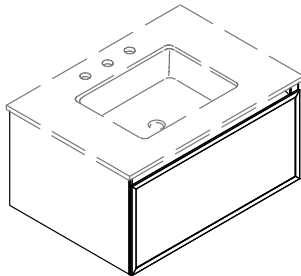
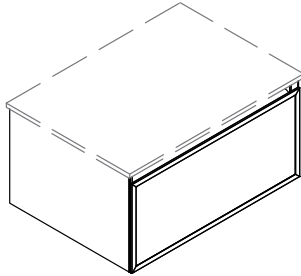
MIRRORS

VANITIES
PROFILES

CRAFT SERIES

MAGNIFICATION
MIRRORS

ACCESSORIES



MODEL	DESCRIPTION / UPGRADE OPTIONS	PRICE USD	PRICE CAD
Chrome Frame			
30" W × 15" H × 21" D (30-1/8" W × 15" H × 21-3/4" D)			
VP30H2D21F__N76	Essentials Palette, Full Drawer (shown)	\$3,199	\$4,249
VP30H2D21P__N76	Essentials Palette, Plumbing Drawer	\$3,199	\$4,249
VP30H2D21F__S76	Essentials Palette, Full Drawer, Night Light	\$3,799	\$5,049
VP30H2D21P__S76	Essentials Palette, Plumbing Drawer, Night Light	\$3,799	\$5,049
VP30H2D21F__N76	Classic Palette, Full Drawer	\$3,849	\$5,129
VP30H2D21P__N76	Classic Palette, Plumbing Drawer	\$3,849	\$5,129
VP30H2D21F__S76	Classic Palette, Full Drawer, Night Light	\$4,429	\$5,879
VP30H2D21P__S76	Classic Palette, Plumbing Drawer, Night Light	\$4,429	\$5,879
VP30H2D21F__N76	Inspire Palette, Full Drawer	\$4,599	\$6,099
VP30H2D21P__N76	Inspire Palette, Plumbing Drawer	\$4,599	\$6,099
VP30H2D21F__S76	Inspire Palette, Full Drawer, Night Light	\$5,099	\$6,779
VP30H2D21P__S76	Inspire Palette, Plumbing Drawer, Night Light	\$5,099	\$6,779
Polished Nickel Frame			
30" W × 15" H × 21" D (30-1/8" W × 15" H × 21-3/4" D)			
VP30H2D21F__N77	Essentials Palette, Full Drawer	\$3,199	\$4,249
VP30H2D21P__N77	Essentials Palette, Plumbing Drawer (shown)	\$3,199	\$4,249
VP30H2D21F__S77	Essentials Palette, Full Drawer, Night Light	\$3,799	\$5,049
VP30H2D21P__S77	Essentials Palette, Plumbing Drawer, Night Light	\$3,799	\$5,049
VP30H2D21F__N77	Classic Palette, Full Drawer	\$3,849	\$5,129
VP30H2D21P__N77	Classic Palette, Plumbing Drawer	\$3,849	\$5,129
VP30H2D21F__S77	Classic Palette, Full Drawer, Night Light	\$4,429	\$5,879
VP30H2D21P__S77	Classic Palette, Plumbing Drawer, Night Light	\$4,429	\$5,879
VP30H2D21F__N77	Inspire Palette, Full Drawer	\$4,599	\$6,099
VP30H2D21P__N77	Inspire Palette, Plumbing Drawer	\$4,599	\$6,099
VP30H2D21F__S77	Inspire Palette, Full Drawer, Night Light	\$5,099	\$6,779
VP30H2D21P__S77	Inspire Palette, Plumbing Drawer, Night Light	\$5,099	\$6,779

COLOR OPTIONS

Select a glass color by inserting the color code into the model number (__):

Essentials Palette:

Tinted Gray Mirror 11
White 21

Classic Palette:

Matte White 26
Matte Gray 27
Matte Black 28

Inspire Palette:

Satin Bronze 12
Satin White 19

UPGRADE OPTIONS

Night Light: Selectable Night Light (2700K/4000K) is preconfigured at 2700K and can be changed to 4000K at time of installation.

continued on next page »



PROFILES® VANITIES

robern.com/profiles

CABINETS

NICHES

LIGHTING

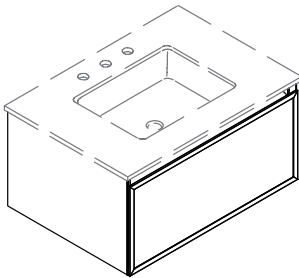
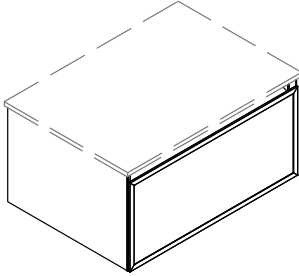
MIRRORS

VANITIES
PROFILES

CRAFT SERIES

MAGNIFICATION
MIRRORS

ACCESSORIES



MODEL	DESCRIPTION / UPGRADE OPTIONS	PRICE USD	PRICE CAD
Matte Gold Frame			
VP30H2D21F__N82	Essentials Palette, Full Drawer (shown)	\$3,399	\$4,499
VP30H2D21P__N82	Essentials Palette, Plumbing Drawer	\$3,399	\$4,499
VP30H2D21F__S82	Essentials Palette, Full Drawer, Night Light	\$3,949	\$5,249
VP30H2D21P__S82	Essentials Palette, Plumbing Drawer, Night Light	\$3,949	\$5,249
VP30H2D21F__N82	Classic Palette, Full Drawer	\$3,999	\$5,329
VP30H2D21P__N82	Classic Palette, Plumbing Drawer	\$3,999	\$5,329
VP30H2D21F__S82	Classic Palette, Full Drawer, Night Light	\$4,649	\$6,179
VP30H2D21P__S82	Classic Palette, Plumbing Drawer, Night Light	\$4,649	\$6,179
VP30H2D21F__N82	Inspire Palette, Full Drawer	\$4,729	\$6,199
VP30H2D21P__N82	Inspire Palette, Plumbing Drawer	\$4,729	\$6,199
VP30H2D21F__S82	Inspire Palette, Full Drawer, Night Light	\$5,299	\$7,049
VP30H2D21P__S82	Inspire Palette, Plumbing Drawer, Night Light	\$5,299	\$7,049
Matte Black Frame			
VP30H2D21F__N83	Essentials Palette, Full Drawer	\$3,399	\$4,499
VP30H2D21P__N83	Essentials Palette, Plumbing Drawer (shown)	\$3,399	\$4,499
VP30H2D21F__S83	Essentials Palette, Full Drawer, Night Light	\$3,949	\$5,249
VP30H2D21P__S83	Essentials Palette, Plumbing Drawer, Night Light	\$3,949	\$5,249
VP30H2D21F__N83	Classic Palette, Full Drawer	\$3,999	\$5,329
VP30H2D21P__N83	Classic Palette, Plumbing Drawer	\$3,999	\$5,329
VP30H2D21F__S83	Classic Palette, Full Drawer, Night Light	\$4,649	\$6,179
VP30H2D21P__S83	Classic Palette, Plumbing Drawer, Night Light	\$4,649	\$6,179
VP30H2D21F__N83	Inspire Palette, Full Drawer	\$4,729	\$6,199
VP30H2D21P__N83	Inspire Palette, Plumbing Drawer	\$4,729	\$6,199
VP30H2D21F__S83	Inspire Palette, Full Drawer, Night Light	\$5,299	\$7,049
VP30H2D21P__S83	Inspire Palette, Plumbing Drawer, Night Light	\$5,299	\$7,049

COLOR OPTIONS

Select a glass color by inserting the color code into the model number (__):

Essentials Palette:

Tinted Gray Mirror 11
White 21

Classic Palette:

Matte White 26
Matte Gray 27
Matte Black 28

Inspire Palette:

Satin Bronze 12
Satin White 19

UPGRADE OPTIONS

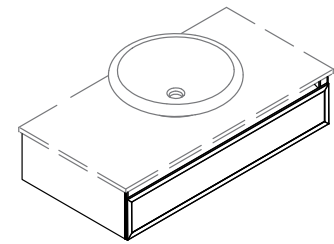
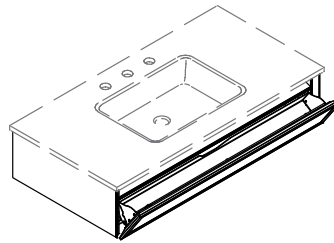
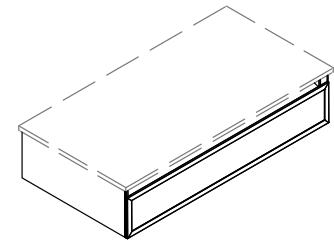
Night Light: Selectable Night Light (2700K/4000K) is preconfigured at 2700K and can be changed to 4000K at time of installation.

continued on next page »



PROFILES® VANITIES

robern.com/profiles



MODEL	DESCRIPTION / UPGRADE OPTIONS	PRICE USD	PRICE CAD
Chrome Frame			
VP36H1D18R__N76	Essentials Palette, False Front (shown)	\$2,949	\$3,929
VP36H1D18T__N76	Essentials Palette, Tip Out Drawer	\$3,729	\$4,949
VP36H1D18F__N76	Essentials Palette, Full Drawer	\$3,729	\$4,949
VP36H1D18P__N76	Essentials Palette, Plumbing Drawer	\$3,729	\$4,949
VP36H1D18R__S76	Essentials Palette, False Front, Night Light	\$3,579	\$4,779
VP36H1D18T__S76	Essentials Palette, Tip Out Drawer, Night Light	\$4,379	\$5,799
VP36H1D18F__S76	Essentials Palette, Full Drawer, Night Light	\$4,379	\$5,799
VP36H1D18P__S76	Essentials Palette, Plumbing Drawer, Night Light	\$4,379	\$5,799
VP36H1D18R__N76	Classic Palette, False Front	\$3,479	\$4,629
VP36H1D18T__N76	Classic Palette, Tip Out Drawer (shown)	\$4,379	\$5,799
VP36H1D18F__N76	Classic Palette, Full Drawer	\$4,379	\$5,799
VP36H1D18P__N76	Classic Palette, Plumbing Drawer	\$4,379	\$5,799
VP36H1D18R__S76	Classic Palette, False Front, Night Light	\$4,029	\$5,349
VP36H1D18T__S76	Classic Palette, Tip Out Drawer, Night Light	\$5,049	\$6,699
VP36H1D18F__S76	Classic Palette, Full Drawer, Night Light	\$5,049	\$6,699
VP36H1D18P__S76	Classic Palette, Plumbing Drawer, Night Light	\$5,049	\$6,699
VP36H1D18R__N76	Inspire Palette, False Front	\$3,849	\$5,129
VP36H1D18T__N76	Inspire Palette, Tip Out Drawer	\$5,049	\$6,699
VP36H1D18F__N76	Inspire Palette, Full Drawer	\$5,049	\$6,699
VP36H1D18P__N76	Inspire Palette, Plumbing Drawer (shown)	\$5,049	\$6,699
VP36H1D18R__S76	Inspire Palette, False Front, Night Light	\$4,529	\$6,029
VP36H1D18T__S76	Inspire Palette, Tip Out Drawer, Night Light	\$5,699	\$7,599
VP36H1D18F__S76	Inspire Palette, Full Drawer, Night Light	\$5,699	\$7,599
VP36H1D18P__S76	Inspire Palette, Plumbing Drawer, Night Light	\$5,699	\$7,599

COLOR OPTIONS

Select a glass color by inserting the color code into the model number (__):

Essentials Palette:

Tinted Gray Mirror 11
White 21

Classic Palette:

Matte White 26
Matte Gray 27
Matte Black 28

Inspire Palette:

Satin Bronze 12
Satin White 19

UPGRADE OPTIONS

Night Light: Selectable Night Light (2700K/4000K) is preconfigured at 2700K and can be changed to 4000K at time of installation.

continued on next page »



PROFILES® VANITIES

robern.com/profiles

CABINETS

NICHES

LIGHTING

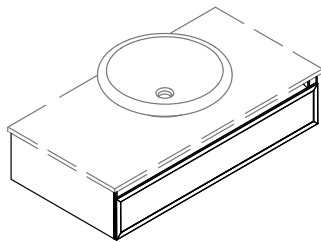
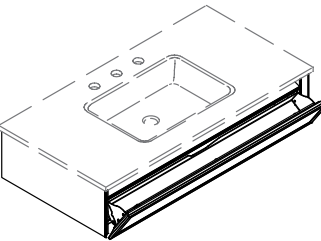
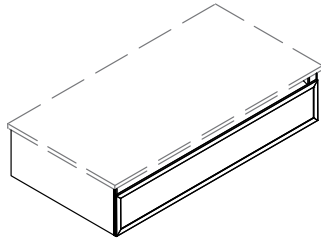
MIRRORS

VANITIES
PROFILES

CRAFT SERIES

MAGNIFICATION
MIRRORS

ACCESSORIES



MODEL	DESCRIPTION / UPGRADE OPTIONS	PRICE USD	PRICE CAD
Polished Nickel Frame			
VP36H1D18R__N77	Essentials Palette, False Front (shown)	\$2,949	\$3,929
VP36H1D18T__N77	Essentials Palette, Tip Out Drawer	\$3,729	\$4,949
VP36H1D18F__N77	Essentials Palette, Full Drawer	\$3,729	\$4,949
VP36H1D18P__N77	Essentials Palette, Plumbing Drawer	\$3,729	\$4,949
VP36H1D18R__S77	Essentials Palette, False Front, Night Light	\$3,579	\$4,779
VP36H1D18T__S77	Essentials Palette, Tip Out Drawer, Night Light	\$4,379	\$5,799
VP36H1D18F__S77	Essentials Palette, Full Drawer, Night Light	\$4,379	\$5,799
VP36H1D18P__S77	Essentials Palette, Plumbing Drawer, Night Light	\$3,899	\$5,179
VP36H1D18R__N77	Classic Palette, False Front	\$3,479	\$4,629
VP36H1D18T__N77	Classic Palette, Tip Out Drawer (shown)	\$4,379	\$5,799
VP36H1D18F__N77	Classic Palette, Full Drawer	\$4,379	\$5,799
VP36H1D18P__N77	Classic Palette, Plumbing Drawer	\$4,379	\$5,799
VP36H1D18R__S77	Classic Palette, False Front, Night Light	\$4,029	\$5,349
VP36H1D18T__S77	Classic Palette, Tip Out Drawer, Night Light	\$5,049	\$6,699
VP36H1D18F__S77	Classic Palette, Full Drawer, Night Light	\$5,049	\$6,699
VP36H1D18P__S77	Classic Palette, Plumbing Drawer, Night Light	\$4,499	\$5,979
VP36H1D18R__N77	Inspire Palette, False Front	\$3,849	\$5,129
VP36H1D18T__N77	Inspire Palette, Tip Out Drawer	\$5,049	\$6,699
VP36H1D18F__N77	Inspire Palette, Full Drawer	\$5,049	\$6,699
VP36H1D18P__N77	Inspire Palette, Plumbing Drawer (shown)	\$5,049	\$6,699
VP36H1D18R__S77	Inspire Palette, False Front, Night Light	\$4,529	\$6,029
VP36H1D18T__S77	Inspire Palette, Tip Out Drawer, Night Light	\$5,699	\$7,599
VP36H1D18F__S77	Inspire Palette, Full Drawer, Night Light	\$5,699	\$7,599
VP36H1D18P__S77	Inspire Palette, Plumbing Drawer, Night Light	\$5,099	\$6,779

COLOR OPTIONS

Select a glass color by inserting the color code into the model number (__):

Essentials Palette:

Tinted Gray Mirror 11
White 21

Classic Palette:

Matte White 26
Matte Gray 27
Matte Black 28

Inspire Palette:

Satin Bronze 12
Satin White 19

UPGRADE OPTIONS

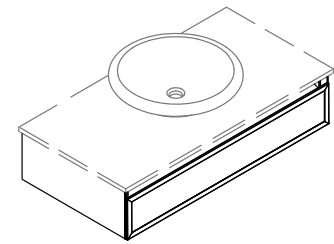
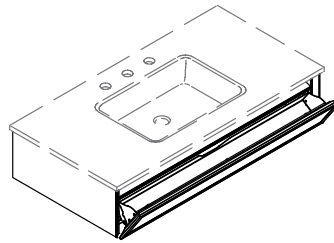
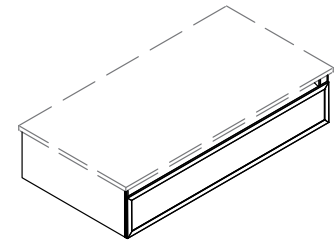
Night Light: Selectable Night Light (2700K/4000K) is preconfigured at 2700K and can be changed to 4000K at time of installation.

continued on next page »



PROFILES® VANITIES

robern.com/profiles



MODEL	DESCRIPTION / UPGRADE OPTIONS	PRICE USD	PRICE CAD
Matte Gold Frame			
VP36H1D18R__N82	Essentials Palette, False Front	\$3,129	\$4,179
VP36H1D18T__N82	Essentials Palette, Tip Out Drawer	\$3,849	\$5,129
VP36H1D18F__N82	Essentials Palette, Full Drawer (shown)	\$3,849	\$5,129
VP36H1D18P__N82	Essentials Palette, Plumbing Drawer	\$3,849	\$5,129
VP36H1D18R__S82	Essentials Palette, False Front, Night Light	\$3,729	\$4,949
VP36H1D18T__S82	Essentials Palette, Tip Out Drawer, Night Light	\$4,599	\$6,099
VP36H1D18F__S82	Essentials Palette, Full Drawer, Night Light	\$4,599	\$6,099
VP36H1D18P__S82	Essentials Palette, Plumbing Drawer, Night Light	\$4,599	\$6,099
VP36H1D18R__N82	Classic Palette, False Front	\$3,579	\$4,779
VP36H1D18T__N82	Classic Palette, Tip Out Drawer (shown)	\$4,599	\$6,099
VP36H1D18F__N82	Classic Palette, Full Drawer	\$4,599	\$6,099
VP36H1D18P__N82	Classic Palette, Plumbing Drawer	\$4,599	\$6,099
VP36H1D18R__S82	Classic Palette, False Front, Night Light	\$4,179	\$5,549
VP36H1D18T__S82	Classic Palette, Tip Out Drawer, Night Light	\$5,249	\$6,979
VP36H1D18F__S82	Classic Palette, Full Drawer, Night Light	\$5,249	\$6,979
VP36H1D18P__S82	Classic Palette, Plumbing Drawer, Night Light	\$5,249	\$6,979
VP36H1D18R__N82	Inspire Palette, False Front	\$4,029	\$5,349
VP36H1D18T__N82	Inspire Palette, Tip Out Drawer	\$5,249	\$6,979
VP36H1D18F__N82	Inspire Palette, Full Drawer	\$5,249	\$6,979
VP36H1D18P__N82	Inspire Palette, Plumbing Drawer (shown)	\$5,249	\$6,979
VP36H1D18R__S82	Inspire Palette, False Front, Night Light	\$4,679	\$6,229
VP36H1D18T__S82	Inspire Palette, Tip Out Drawer, Night Light	\$5,899	\$7,849
VP36H1D18F__S82	Inspire Palette, Full Drawer, Night Light	\$5,899	\$7,849
VP36H1D18P__S82	Inspire Palette, Plumbing Drawer, Night Light	\$5,899	\$7,849

COLOR OPTIONS

Select a glass color by inserting the color code into the model number (__):

Essentials Palette:

Tinted Gray Mirror 11
White 21

Classic Palette:

Matte White 26
Matte Gray 27
Matte Black 28

Inspire Palette:

Satin Bronze 12
Satin White 19

UPGRADE OPTIONS

Night Light: Selectable Night Light (2700K/4000K) is preconfigured at 2700K and can be changed to 4000K at time of installation.

continued on next page »



PROFILES® VANITIES

robern.com/profiles

MODEL

DESCRIPTION / UPGRADE OPTIONS

PRICE USD

PRICE CAD

Matte Black Frame

36" W × 7-½" H × 18" D (36-⅛" W × 7-½" H × 18-¾" D)

VP36H1D18R__N83

Essentials Palette, False Front

\$3,129

\$4,179

VP36H1D18T__N83

Essentials Palette, Tip Out Drawer

\$3,849

\$5,129

VP36H1D18F__N83

Essentials Palette, Full Drawer (shown)

\$3,849

\$5,129

VP36H1D18P__N83

Essentials Palette, Plumbing Drawer

\$3,849

\$5,129

VP36H1D18R__S83

Essentials Palette, False Front, Night Light

\$3,729

\$4,949

VP36H1D18T__S83

Essentials Palette, Tip Out Drawer, Night Light

\$4,599

\$6,099

VP36H1D18F__S83

Essentials Palette, Full Drawer, Night Light

\$4,599

\$6,099

VP36H1D18P__S83

Essentials Palette, Plumbing Drawer, Night Light

\$4,599

\$6,099

VP36H1D18R__N83

Classic Palette, False Front

\$3,579

\$4,779

VP36H1D18T__N83

Classic Palette, Tip Out Drawer (shown)

\$4,599

\$6,099

VP36H1D18F__N83

Classic Palette, Full Drawer

\$4,599

\$6,099

VP36H1D18P__N83

Classic Palette, Plumbing Drawer

\$4,599

\$6,099

VP36H1D18R__S83

Classic Palette, False Front, Night Light

\$4,179

\$5,549

VP36H1D18T__S83

Classic Palette, Tip Out Drawer, Night Light

\$5,249

\$6,979

VP36H1D18F__S83

Classic Palette, Full Drawer, Night Light

\$5,249

\$6,979

VP36H1D18P__S83

Classic Palette, Plumbing Drawer, Night Light

\$5,249

\$6,979

VP36H1D18R__N83

Inspire Palette, False Front

\$4,029

\$5,349

VP36H1D18T__N83

Inspire Palette, Tip Out Drawer

\$5,249

\$6,979

VP36H1D18F__N83

Inspire Palette, Full Drawer

\$5,249

\$6,979

VP36H1D18P__N83

Inspire Palette, Plumbing Drawer (shown)

\$5,249

\$6,979

VP36H1D18R__S83

Inspire Palette, False Front, Night Light

\$4,679

\$6,229

VP36H1D18T__S83

Inspire Palette, Tip Out Drawer, Night Light

\$5,899

\$7,849

VP36H1D18F__S83

Inspire Palette, Full Drawer, Night Light

\$5,899

\$7,849

VP36H1D18P__S83

Inspire Palette, Plumbing Drawer, Night Light

\$5,899

\$7,849

COLOR OPTIONS

Select a glass color by inserting the color code into the model number (__) :

Essentials Palette:

Tinted Gray Mirror 11
White 21

Classic Palette:

Matte White 26
Matte Gray 27
Matte Black 28

Inspire Palette:

Satin Bronze 12
Satin White 19

UPGRADE OPTIONS

Night Light: Selectable Night Light (2700K/4000K) is preconfigured at 2700K and can be changed to 4000K at time of installation.

continued on next page »

CABINETS

NICHES

LIGHTING

MIRRORS

VANITIES
PROFILES

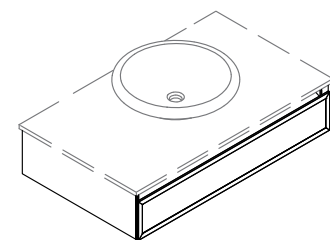
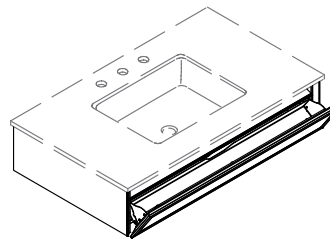
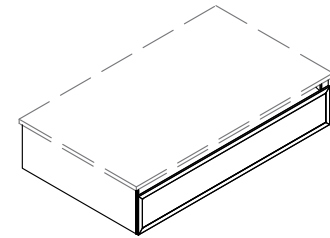
CRAFT SERIES

MAGNIFICATION
MIRRORS

ACCESSORIES



PROFILES® VANITIES

robern.com/profiles


MODEL	DESCRIPTION / UPGRADE OPTIONS	PRICE USD	PRICE CAD
Chrome Frame			
VP36H1D21R__N76	Essentials Palette, False Front	\$2,949	\$3,929
VP36H1D21T__N76	Essentials Palette, Tip Out Drawer	\$3,729	\$4,949
VP36H1D21F__N76	Essentials Palette, Full Drawer (shown)	\$3,729	\$4,949
VP36H1D21P__N76	Essentials Palette, Plumbing Drawer	\$3,729	\$4,949
VP36H1D21R__S76	Essentials Palette, False Front, Night Light	\$3,579	\$4,779
VP36H1D21T__S76	Essentials Palette, Tip Out Drawer, Night Light	\$4,379	\$5,799
VP36H1D21F__S76	Essentials Palette, Full Drawer, Night Light	\$4,379	\$5,799
VP36H1D21P__S76	Essentials Palette, Plumbing Drawer, Night Light	\$4,379	\$5,799
VP36H1D21R__N76	Classic Palette, False Front	\$3,479	\$4,629
VP36H1D21T__N76	Classic Palette, Tip Out Drawer (shown)	\$4,379	\$5,799
VP36H1D21F__N76	Classic Palette, Full Drawer	\$4,379	\$5,799
VP36H1D21P__N76	Classic Palette, Plumbing Drawer	\$4,379	\$5,799
VP36H1D21R__S76	Classic Palette, False Front, Night Light	\$4,029	\$5,349
VP36H1D21T__S76	Classic Palette, Tip Out Drawer, Night Light	\$5,049	\$6,699
VP36H1D21F__S76	Classic Palette, Full Drawer, Night Light	\$5,049	\$6,699
VP36H1D21P__S76	Classic Palette, Plumbing Drawer, Night Light	\$5,049	\$6,699
VP36H1D21R__N76	Inspire Palette, False Front	\$3,849	\$5,129
VP36H1D21T__N76	Inspire Palette, Tip Out Drawer	\$5,049	\$6,699
VP36H1D21F__N76	Inspire Palette, Full Drawer	\$5,049	\$6,699
VP36H1D21P__N76	Inspire Palette, Plumbing Drawer (shown)	\$5,049	\$6,699
VP36H1D21R__S76	Inspire Palette, False Front, Night Light	\$4,529	\$6,029
VP36H1D21T__S76	Inspire Palette, Tip Out Drawer, Night Light	\$5,699	\$7,599
VP36H1D21F__S76	Inspire Palette, Full Drawer, Night Light	\$5,699	\$7,599
VP36H1D21P__S76	Inspire Palette, Plumbing Drawer, Night Light	\$5,699	\$7,599

COLOR OPTIONS

Select a glass color by inserting the color code into the model number (__):

Essentials Palette:

Tinted Gray Mirror 11
White 21

Classic Palette:

Matte White 26
Matte Gray 27
Matte Black 28

Inspire Palette:

Satin Bronze 12
Satin White 19

UPGRADE OPTIONS

Night Light: Selectable Night Light (2700K/4000K) is preconfigured at 2700K and can be changed to 4000K at time of installation.

continued on next page »



PROFILES® VANITIES

CABINETS

NICHES

LIGHTING

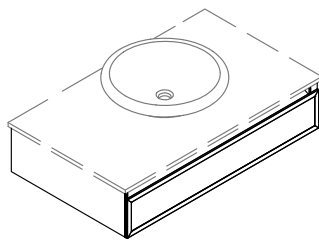
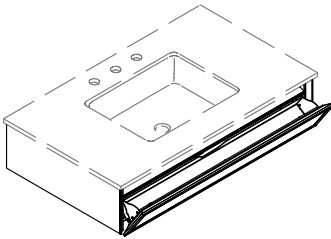
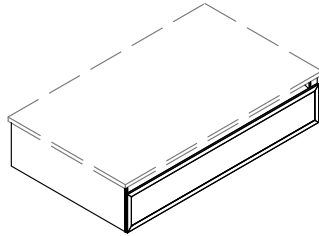
MIRRORS

VANITIES
PROFILES

CRAFT SERIES

MAGNIFICATION
MIRRORS

ACCESSORIES



MODEL	DESCRIPTION / UPGRADE OPTIONS	PRICE USD	PRICE CAD
Polished Nickel Frame			
VP36H1D21R__N77	Essentials Palette, False Front	\$2,949	\$3,929
VP36H1D21T__N77	Essentials Palette, Tip Out Drawer	\$3,729	\$4,949
VP36H1D21F__N77	Essentials Palette, Full Drawer (shown)	\$3,729	\$4,949
VP36H1D21P__N77	Essentials Palette, Plumbing Drawer	\$3,729	\$4,949
VP36H1D21R__S77	Essentials Palette, False Front, Night Light	\$3,579	\$4,779
VP36H1D21T__S77	Essentials Palette, Tip Out Drawer, Night Light	\$4,379	\$5,799
VP36H1D21F__S77	Essentials Palette, Full Drawer, Night Light	\$4,379	\$5,799
VP36H1D21P__S77	Essentials Palette, Plumbing Drawer, Night Light	\$4,379	\$5,799
VP36H1D21R__N77	Classic Palette, False Front	\$3,479	\$4,629
VP36H1D21T__N77	Classic Palette, Tip Out Drawer (shown)	\$4,379	\$5,799
VP36H1D21F__N77	Classic Palette, Full Drawer	\$4,379	\$5,799
VP36H1D21P__N77	Classic Palette, Plumbing Drawer	\$4,379	\$5,799
VP36H1D21R__S77	Classic Palette, False Front, Night Light	\$4,029	\$5,349
VP36H1D21T__S77	Classic Palette, Tip Out Drawer, Night Light	\$5,049	\$6,699
VP36H1D21F__S77	Classic Palette, Full Drawer, Night Light	\$5,049	\$6,699
VP36H1D21P__S77	Classic Palette, Plumbing Drawer, Night Light	\$5,049	\$6,699
VP36H1D21R__N77	Inspire Palette, False Front	\$3,849	\$5,129
VP36H1D21T__N77	Inspire Palette, Tip Out Drawer	\$5,049	\$6,699
VP36H1D21F__N77	Inspire Palette, Full Drawer	\$5,049	\$6,699
VP36H1D21P__N77	Inspire Palette, Plumbing Drawer (shown)	\$5,049	\$6,699
VP36H1D21R__S77	Inspire Palette, False Front, Night Light	\$4,529	\$6,029
VP36H1D21T__S77	Inspire Palette, Tip Out Drawer, Night Light	\$5,699	\$7,599
VP36H1D21F__S77	Inspire Palette, Full Drawer, Night Light	\$5,699	\$7,599
VP36H1D21P__S77	Inspire Palette, Plumbing Drawer, Night Light	\$5,699	\$7,599

COLOR OPTIONS

Select a glass color by inserting the color code into the model number (__):

Essentials Palette:

Tinted Gray Mirror 11
White 21

Classic Palette:

Matte White 26
Matte Gray 27
Matte Black 28

Inspire Palette:

Satin Bronze 12
Satin White 19

UPGRADE OPTIONS

Night Light: Selectable Night Light (2700K/4000K) is preconfigured at 2700K and can be changed to 4000K at time of installation.

continued on next page »



PROFILES® VANITIES

robern.com/profiles

CABINETS

NICHES

LIGHTING

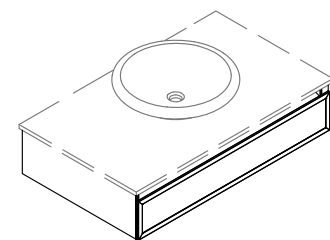
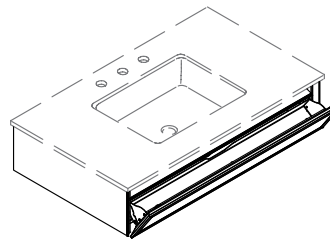
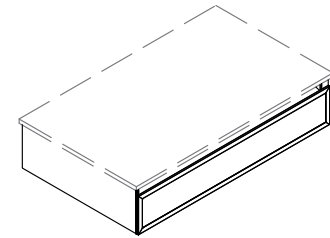
MIRRORS

VANITIES
 PROFILES

CRAFT SERIES

MAGNIFICATION
MIRRORS

ACCESSORIES



MODEL	DESCRIPTION / UPGRADE OPTIONS	PRICE USD	PRICE CAD
Matte Gold Frame			
VP36H1D21R__N82	Essentials Palette, False Front	\$3,129	\$4,179
VP36H1D21T__N82	Essentials Palette, Tip Out Drawer	\$3,849	\$5,129
VP36H1D21F__N82	Essentials Palette, Full Drawer (shown)	\$3,849	\$5,129
VP36H1D21P__N82	Essentials Palette, Plumbing Drawer	\$3,849	\$5,129
VP36H1D21R__S82	Essentials Palette, False Front, Night Light	\$3,729	\$4,949
VP36H1D21T__S82	Essentials Palette, Tip Out Drawer, Night Light	\$4,599	\$6,099
VP36H1D21F__S82	Essentials Palette, Full Drawer, Night Light	\$4,599	\$6,099
VP36H1D21P__S82	Essentials Palette, Plumbing Drawer, Night Light	\$4,599	\$6,099
VP36H1D21R__N82	Classic Palette, False Front	\$3,579	\$4,779
VP36H1D21T__N82	Classic Palette, Tip Out Drawer (shown)	\$4,599	\$6,099
VP36H1D21F__N82	Classic Palette, Full Drawer	\$4,599	\$6,099
VP36H1D21P__N82	Classic Palette, Plumbing Drawer	\$4,599	\$6,099
VP36H1D21R__S82	Classic Palette, False Front, Night Light	\$4,179	\$5,549
VP36H1D21T__S82	Classic Palette, Tip Out Drawer, Night Light	\$5,249	\$6,979
VP36H1D21F__S82	Classic Palette, Full Drawer, Night Light	\$5,249	\$6,979
VP36H1D21P__S82	Classic Palette, Plumbing Drawer, Night Light	\$5,249	\$6,979
VP36H1D21R__N82	Inspire Palette, False Front	\$4,029	\$5,349
VP36H1D21T__N82	Inspire Palette, Tip Out Drawer	\$5,249	\$6,979
VP36H1D21F__N82	Inspire Palette, Full Drawer	\$5,249	\$6,979
VP36H1D21P__N82	Inspire Palette, Plumbing Drawer (shown)	\$5,249	\$6,979
VP36H1D21R__S82	Inspire Palette, False Front, Night Light	\$4,679	\$6,229
VP36H1D21T__S82	Inspire Palette, Tip Out Drawer, Night Light	\$5,899	\$7,849
VP36H1D21F__S82	Inspire Palette, Full Drawer, Night Light	\$5,899	\$7,849
VP36H1D21P__S82	Inspire Palette, Plumbing Drawer, Night Light	\$5,899	\$7,849

COLOR OPTIONS

Select a glass color by inserting the color code into the model number (__):

Essentials Palette:

Tinted Gray Mirror 11
White 21

Classic Palette:

Matte White 26
Matte Gray 27
Matte Black 28

Inspire Palette:

Satin Bronze 12
Satin White 19

UPGRADE OPTIONS

Night Light: Selectable Night Light (2700K/4000K) is preconfigured at 2700K and can be changed to 4000K at time of installation.

continued on next page »



PROFILES® VANITIES

robern.com/profiles

MODEL

DESCRIPTION / UPGRADE OPTIONS

PRICE USD

PRICE CAD

Matte Black Frame

36"W x 7-1/2"H x 21"D (36-1/8"W x 7-1/2"H x 21-3/4"D)

VP36H1D21R__N83

Essentials Palette, False Front

\$3,129

\$4,179

VP36H1D21T__N83

Essentials Palette, Tip Out Drawer

\$3,849

\$5,129

VP36H1D21F__N83

Essentials Palette, Full Drawer (shown)

\$3,849

\$5,129

VP36H1D21P__N83

Essentials Palette, Plumbing Drawer

\$3,849

\$5,129

VP36H1D21R__S83

Essentials Palette, False Front, Night Light

\$3,729

\$4,949

VP36H1D21T__S83

Essentials Palette, Tip Out Drawer, Night Light

\$4,599

\$6,099

VP36H1D21F__S83

Essentials Palette, Full Drawer, Night Light

\$4,599

\$6,099

VP36H1D21P__S83

Essentials Palette, Plumbing Drawer, Night Light

\$4,599

\$6,099

VP36H1D21R__N83

Classic Palette, False Front

\$3,579

\$4,779

VP36H1D21T__N83

Classic Palette, Tip Out Drawer (shown)

\$4,599

\$6,099

VP36H1D21F__N83

Classic Palette, Full Drawer

\$4,599

\$6,099

VP36H1D21P__N83

Classic Palette, Plumbing Drawer

\$4,599

\$6,099

VP36H1D21R__S83

Classic Palette, False Front, Night Light

\$4,179

\$5,549

VP36H1D21T__S83

Classic Palette, Tip Out Drawer, Night Light

\$5,249

\$6,979

VP36H1D21F__S83

Classic Palette, Full Drawer, Night Light

\$5,249

\$6,979

VP36H1D21P__S83

Classic Palette, Plumbing Drawer, Night Light

\$5,249

\$6,979

VP36H1D21R__N83

Inspire Palette, False Front

\$4,029

\$5,349

VP36H1D21T__N83

Inspire Palette, Tip Out Drawer

\$5,249

\$6,979

VP36H1D21F__N83

Inspire Palette, Full Drawer

\$5,249

\$6,979

VP36H1D21P__N83

Inspire Palette, Plumbing Drawer (shown)

\$5,249

\$6,979

VP36H1D21R__S83

Inspire Palette, False Front, Night Light

\$4,679

\$6,229

VP36H1D21T__S83

Inspire Palette, Tip Out Drawer, Night Light

\$5,899

\$7,849

VP36H1D21F__S83

Inspire Palette, Full Drawer, Night Light

\$5,899

\$7,849

VP36H1D21P__S83

Inspire Palette, Plumbing Drawer, Night Light

\$5,899

\$7,849

COLOR OPTIONS

Select a glass color by inserting the color code into the model number (__):

Essentials Palette:

Tinted Gray Mirror 11
White 21

Classic Palette:

Matte White 26
Matte Gray 27
Matte Black 28

Inspire Palette:

Satin Bronze 12
Satin White 19

UPGRADE OPTIONS

Night Light: Selectable Night Light (2700K/4000K) is preconfigured at 2700K and can be changed to 4000K at time of installation.

continued on next page »

CABINETS

NICHES

LIGHTING

MIRRORS

VANITIES
PROFILES

CRAFT SERIES

MAGNIFICATION
MIRRORS

ACCESSORIES



PROFILES® VANITIES

robern.com/profiles

CABINETS

NICHE

LIGHTING

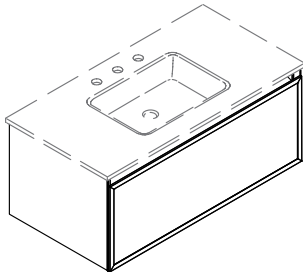
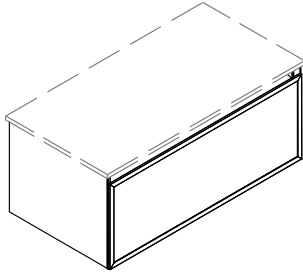
MIRRORS

VANITIES
PROFILES

CRAFT SERIES

MAGNIFICATION
MIRRORS

ACCESSORIES



MODEL	DESCRIPTION / UPGRADE OPTIONS	PRICE USD	PRICE CAD
Chrome Frame			
36" W × 15" H × 18" D (36-1/8" W × 15" H × 18-3/4" D)			
VP36H2D18F__N76	Essentials Palette, Full Drawer (shown)	\$3,999	\$5,329
VP36H2D18P__N76	Essentials Palette, Plumbing Drawer	\$3,999	\$5,329
VP36H2D18F__S76	Essentials Palette, Full Drawer, Night Light	\$4,729	\$6,199
VP36H2D18P__S76	Essentials Palette, Plumbing Drawer, Night Light	\$4,729	\$6,199
VP36H2D18F__N76	Classic Palette, Full Drawer	\$4,729	\$6,199
VP36H2D18P__N76	Classic Palette, Plumbing Drawer	\$4,729	\$6,199
VP36H2D18F__S76	Classic Palette, Full Drawer, Night Light	\$5,399	\$7,199
VP36H2D18P__S76	Classic Palette, Plumbing Drawer, Night Light	\$5,399	\$7,199
VP36H2D18F__N76	Inspire Palette, Full Drawer	\$5,399	\$7,199
VP36H2D18P__N76	Inspire Palette, Plumbing Drawer	\$5,399	\$7,199
VP36H2D18F__S76	Inspire Palette, Full Drawer, Night Light	\$6,099	\$8,129
VP36H2D18P__S76	Inspire Palette, Plumbing Drawer, Night Light	\$6,099	\$8,129
Polished Nickel Frame			
36" W × 15" H × 18" D (36-1/8" W × 15" H × 18-3/4" D)			
VP36H2D18F__N77	Essentials Palette, Full Drawer	\$3,999	\$5,329
VP36H2D18P__N77	Essentials Palette, Plumbing Drawer (shown)	\$3,999	\$5,329
VP36H2D18F__S77	Essentials Palette, Full Drawer, Night Light	\$4,729	\$6,199
VP36H2D18P__S77	Essentials Palette, Plumbing Drawer, Night Light	\$4,729	\$6,199
VP36H2D18F__N77	Classic Palette, Full Drawer	\$4,729	\$6,199
VP36H2D18P__N77	Classic Palette, Plumbing Drawer	\$4,729	\$6,199
VP36H2D18F__S77	Classic Palette, Full Drawer, Night Light	\$5,399	\$7,199
VP36H2D18P__S77	Classic Palette, Plumbing Drawer, Night Light	\$5,399	\$7,199
VP36H2D18F__N77	Inspire Palette, Full Drawer	\$5,399	\$7,199
VP36H2D18P__N77	Inspire Palette, Plumbing Drawer	\$5,399	\$7,199
VP36H2D18F__S77	Inspire Palette, Full Drawer, Night Light	\$6,099	\$8,129
VP36H2D18P__S77	Inspire Palette, Plumbing Drawer, Night Light	\$6,099	\$8,129

COLOR OPTIONS

Select a glass color by inserting the color code into the model number (__):

Essentials Palette:

Tinted Gray Mirror 11
White 21

Classic Palette:

Matte White 26
Matte Gray 27
Matte Black 28

Inspire Palette:

Satin Bronze 12
Satin White 19

UPGRADE OPTIONS

Night Light: Selectable Night Light (2700K/4000K) is preconfigured at 2700K and can be changed to 4000K at time of installation.

continued on next page »



PROFILES® VANITIES

robern.com/profiles

MODEL	DESCRIPTION / UPGRADE OPTIONS	PRICE USD	PRICE CAD
Matte Gold Frame	36" W × 15" H × 18" D (36-1/8" W × 15" H × 18-3/4" D)		
VP36H2D18F__N82	Essentials Palette, Full Drawer (shown)	\$4,179	\$5,549
VP36H2D18P__N82	Essentials Palette, Plumbing Drawer	\$4,179	\$5,549
VP36H2D18F__S82	Essentials Palette, Full Drawer, Night Light	\$4,899	\$6,529
VP36H2D18P__S82	Essentials Palette, Plumbing Drawer, Night Light	\$4,899	\$6,529
VP36H2D18F__N82	Classic Palette, Full Drawer	\$4,899	\$6,529
VP36H2D18P__N82	Classic Palette, Plumbing Drawer	\$4,899	\$6,529
VP36H2D18F__S82	Classic Palette, Full Drawer, Night Light	\$5,579	\$7,429
VP36H2D18P__S82	Classic Palette, Plumbing Drawer, Night Light	\$5,579	\$7,429
VP36H2D18F__N82	Inspire Palette, Full Drawer	\$5,579	\$7,429
VP36H2D18P__N82	Inspire Palette, Plumbing Drawer	\$5,579	\$7,429
VP36H2D18F__S82	Inspire Palette, Full Drawer, Night Light	\$6,279	\$8,349
VP36H2D18P__S82	Inspire Palette, Plumbing Drawer, Night Light	\$6,279	\$8,349
Matte Black Frame	36" W × 15" H × 18" D (36-1/8" W × 15" H × 18-3/4" D)		
VP36H2D18F__N83	Essentials Palette, Full Drawer	\$4,179	\$5,549
VP36H2D18P__N83	Essentials Palette, Plumbing Drawer (shown)	\$4,179	\$5,549
VP36H2D18F__S83	Essentials Palette, Full Drawer, Night Light	\$4,899	\$6,529
VP36H2D18P__S83	Essentials Palette, Plumbing Drawer, Night Light	\$4,899	\$6,529
VP36H2D18F__N83	Classic Palette, Full Drawer	\$4,899	\$6,529
VP36H2D18P__N83	Classic Palette, Plumbing Drawer	\$4,899	\$6,529
VP36H2D18F__S83	Classic Palette, Full Drawer, Night Light	\$5,579	\$7,429
VP36H2D18P__S83	Classic Palette, Plumbing Drawer, Night Light	\$5,579	\$7,429
VP36H2D18F__N83	Inspire Palette, Full Drawer	\$5,579	\$7,429
VP36H2D18P__N83	Inspire Palette, Plumbing Drawer	\$5,579	\$7,429
VP36H2D18F__S83	Inspire Palette, Full Drawer, Night Light	\$6,279	\$8,349
VP36H2D18P__S83	Inspire Palette, Plumbing Drawer, Night Light	\$6,279	\$8,349

COLOR OPTIONS

Select a glass color by inserting the color code into the model number (__):

Essentials Palette:

Tinted Gray Mirror 11
White 21

Classic Palette:

Matte White 26
Matte Gray 27
Matte Black 28

Inspire Palette:

Satin Bronze 12
Satin White 19

UPGRADE OPTIONS

Night Light: Selectable Night Light (2700K/4000K) is preconfigured at 2700K and can be changed to 4000K at time of installation.

continued on next page »

CABINETS

NICHES

LIGHTING

MIRRORS

VANITIES
PROFILES

CRAFT SERIES

MAGNIFICATION
MIRRORS

ACCESSORIES



PROFILES® VANITIES

robern.com/profiles

CABINETS

NICHE

LIGHTING

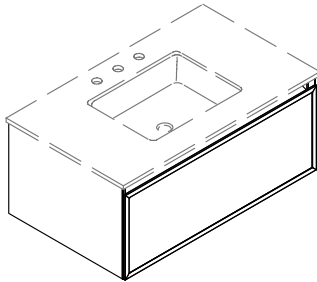
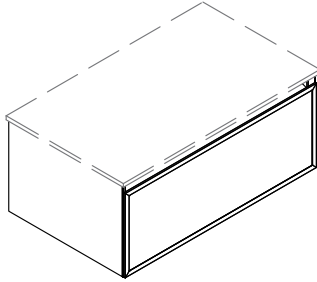
MIRRORS

VANITIES
PROFILES

CRAFT SERIES

MAGNIFICATION
MIRRORS

ACCESSORIES



MODEL	DESCRIPTION / UPGRADE OPTIONS	PRICE USD	PRICE CAD
Chrome Frame	36" W × 15" H × 21" D (36-1/8" W × 15" H × 21-3/4" D)		
VP36H2D21F__N76	Essentials Palette, Full Drawer (shown)	\$3,999	\$5,329
VP36H2D21P__N76	Essentials Palette, Plumbing Drawer	\$3,999	\$5,329
VP36H2D21F__S76	Essentials Palette, Full Drawer, Night Light	\$4,729	\$6,199
VP36H2D21P__S76	Essentials Palette, Plumbing Drawer, Night Light	\$4,729	\$6,199
VP36H2D21F__N76	Classic Palette, Full Drawer	\$4,729	\$6,199
VP36H2D21P__N76	Classic Palette, Plumbing Drawer	\$4,729	\$6,199
VP36H2D21F__S76	Classic Palette, Full Drawer, Night Light	\$5,399	\$7,199
VP36H2D21P__S76	Classic Palette, Plumbing Drawer, Night Light	\$5,399	\$7,199
VP36H2D21F__N76	Inspire Palette, Full Drawer	\$5,399	\$7,199
VP36H2D21P__N76	Inspire Palette, Plumbing Drawer	\$5,399	\$7,199
VP36H2D21F__S76	Inspire Palette, Full Drawer, Night Light	\$6,099	\$8,129
VP36H2D21P__S76	Inspire Palette, Plumbing Drawer, Night Light	\$6,099	\$8,129
Polished Nickel Frame	36" W × 15" H × 21" D (36-1/8" W × 15" H × 21-3/4" D)		
VP36H2D21F__N77	Essentials Palette, Full Drawer	\$3,999	\$5,329
VP36H2D21P__N77	Essentials Palette, Plumbing Drawer (shown)	\$3,999	\$5,329
VP36H2D21F__S77	Essentials Palette, Full Drawer, Night Light	\$4,729	\$6,199
VP36H2D21P__S77	Essentials Palette, Plumbing Drawer, Night Light	\$4,729	\$6,199
VP36H2D21F__N77	Classic Palette, Full Drawer	\$4,729	\$6,199
VP36H2D21P__N77	Classic Palette, Plumbing Drawer	\$4,729	\$6,199
VP36H2D21F__S77	Classic Palette, Full Drawer, Night Light	\$5,399	\$7,199
VP36H2D21P__S77	Classic Palette, Plumbing Drawer, Night Light	\$5,399	\$7,199
VP36H2D21F__N77	Inspire Palette, Full Drawer	\$5,399	\$7,199
VP36H2D21P__N77	Inspire Palette, Plumbing Drawer	\$5,399	\$7,199
VP36H2D21F__S77	Inspire Palette, Full Drawer, Night Light	\$6,099	\$8,129
VP36H2D21P__S77	Inspire Palette, Plumbing Drawer, Night Light	\$6,099	\$8,129

COLOR OPTIONS

Select a glass color by inserting the color code into the model number (__):

Essentials Palette:

Tinted Gray Mirror 11
White 21

Classic Palette:

Matte White 26
Matte Gray 27
Matte Black 28

Inspire Palette:

Satin Bronze 12
Satin White 19

UPGRADE OPTIONS

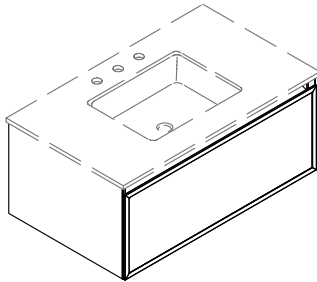
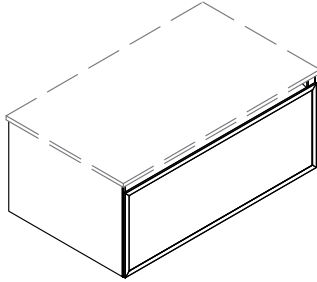
Night Light: Selectable Night Light (2700K/4000K) is preconfigured at 2700K and can be changed to 4000K at time of installation.

continued on next page »



PROFILES® VANITIES

MODEL	DESCRIPTION / UPGRADE OPTIONS	PRICE USD	PRICE CAD
Matte Gold Frame			
VP36H2D21F__N82	Essentials Palette, Full Drawer (shown)	\$4,179	\$5,549
VP36H2D21P__N82	Essentials Palette, Plumbing Drawer	\$4,179	\$5,549
VP36H2D21F__S82	Essentials Palette, Full Drawer, Night Light	\$4,899	\$6,529
VP36H2D21P__S82	Essentials Palette, Plumbing Drawer, Night Light	\$4,899	\$6,529
VP36H2D21F__N82	Classic Palette, Full Drawer	\$4,899	\$6,529
VP36H2D21P__N82	Classic Palette, Plumbing Drawer	\$4,899	\$6,529
VP36H2D21F__S82	Classic Palette, Full Drawer, Night Light	\$5,579	\$7,429
VP36H2D21P__S82	Classic Palette, Plumbing Drawer, Night Light	\$5,579	\$7,429
VP36H2D21F__N82	Inspire Palette, Full Drawer	\$5,579	\$7,429
VP36H2D21P__N82	Inspire Palette, Plumbing Drawer	\$5,579	\$7,429
VP36H2D21F__S82	Inspire Palette, Full Drawer, Night Light	\$6,279	\$8,349
VP36H2D21P__S82	Inspire Palette, Plumbing Drawer, Night Light	\$6,279	\$8,349
Matte Black Frame			
VP36H2D21F__N83	Essentials Palette, Full Drawer	\$4,179	\$5,549
VP36H2D21P__N83	Essentials Palette, Plumbing Drawer (shown)	\$4,179	\$5,549
VP36H2D21F__S83	Essentials Palette, Full Drawer, Night Light	\$4,899	\$6,529
VP36H2D21P__S83	Essentials Palette, Plumbing Drawer, Night Light	\$4,899	\$6,529
VP36H2D21F__N83	Classic Palette, Full Drawer	\$4,899	\$6,529
VP36H2D21P__N83	Classic Palette, Plumbing Drawer	\$4,899	\$6,529
VP36H2D21F__S83	Classic Palette, Full Drawer, Night Light	\$5,579	\$7,429
VP36H2D21P__S83	Classic Palette, Plumbing Drawer, Night Light	\$5,579	\$7,429
VP36H2D21F__N83	Inspire Palette, Full Drawer	\$5,579	\$7,429
VP36H2D21P__N83	Inspire Palette, Plumbing Drawer	\$5,579	\$7,429
VP36H2D21F__S83	Inspire Palette, Full Drawer, Night Light	\$6,279	\$8,349
VP36H2D21P__S83	Inspire Palette, Plumbing Drawer, Night Light	\$6,279	\$8,349



COLOR OPTIONS

Select a glass color by inserting the color code into the model number (__):

Essentials Palette:

Tinted Gray Mirror 11
White 21

Classic Palette:

Matte White 26
Matte Gray 27
Matte Black 28

Inspire Palette:

Satin Bronze 12
Satin White 19

UPGRADE OPTIONS

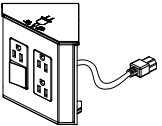

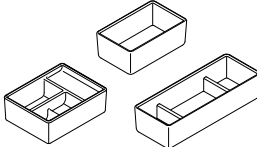
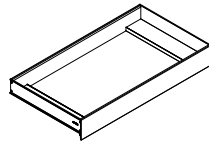
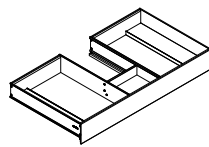
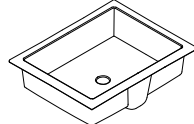
Night Light: Selectable Night Light (2700K/4000K) is preconfigured at 2700K and can be changed to 4000K at time of installation.

continued on next page »



PROFILES® VANITIES

robern.com/profiles

MODEL	DESCRIPTION / UPGRADE OPTIONS	PRICE USD	PRICE CAD
Accessories			
	Electric Accessory For Profiles® and Cartesian® Vanities		
	VAELECTRIC18 For 15" H × 18" D Drawers (shown)	\$779	\$1,049
	VAELECTRIC21 For 15" H × 21" D Drawers	\$779	\$1,049
	Night Lights, Selectable 2700K/4000K For Profiles and Cartesian Vanities		
	SLEDS12 For 12" W Drawers	\$479	\$649
	SLEDS24 For 24" W Drawers (shown)	\$529	\$699
	SLEDS30 For 30" W Drawers	\$649	\$849
	SLEDS36 For 36" W Drawers	\$779	\$1,049
	Glass Bins For all Vanities and Linen Cabinets		
	GLASSBIN5.25 3-1/4" W × 5-1/4" H × 2-1/8" D	\$60	\$80
	GLASSBIN6.38 4-7/8" W × 6-3/8" H × 2-1/8" D	\$60	\$80
	GLASSBIN8.5 3-1/4" W × 8-1/2" H × 2-1/8" D	\$60	\$80
	Full Drawer Inserts For Profiles and Cartesian Vanities		
	VADRAWER12X For 12" W × 15" H Drawers	\$899	\$1,199
	VADRAWER24X For 24" W × 15" H Drawers (shown)	\$1,129	\$1,479
	VADRAWER30X For 30" W × 15" H Drawers	\$1,229	\$1,629
	VADRAWER36X For 36" W × 15" H Drawers	\$1,399	\$1,849
	Plumbing Drawer Inserts For Profiles and Cartesian Vanities		
	VADRAWER24P For 24" W × 15" H Drawers (shown)	\$1,129	\$1,479
	VADRAWER30P For 30" W × 15" H Drawers	\$1,229	\$1,629
	VADRAWER36P For 36" W × 15" H Drawers	\$1,399	\$1,849
	Undercounter Sink for Custom Tops Includes Mounting Brackets LAV1UM-101 17-1/4" × 13" L × 5" D, White	\$629	\$829

continued on next page »

**PROFILES® VANITIES**

CABINETS

NICHES

LIGHTING

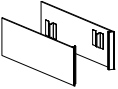
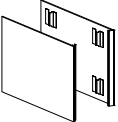
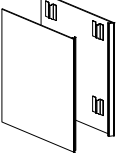
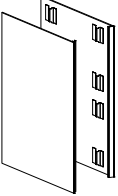
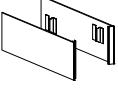
MIRRORS

VANITIES
PROFILES

CRAFT SERIES

MAGNIFICATION
MIRRORS

ACCESSORIES

	MODEL	DESCRIPTION / UPGRADE OPTIONS	PRICE USD	PRICE CAD
   	Installation Kits			
	Single Side Kits			
	For Profiles and Cartesian Vanities			
	VM1SKH1D18-__	For 7-½" H × 18" D Vanities, Essentials Palette	\$379	\$499
	VM1SKH1D18-__	For 7-½" H × 18" D Vanities, Classic Palette	\$479	\$649
	VM1SKH1D18-__	For 7-½" H × 18" D Vanities, Inspire Palette	\$529	\$699
	VM1SKH1D21-__	For 7-½" H × 21" D Vanities, Essentials Palette	\$379	\$499
	VM1SKH1D21-__	For 7-½" H × 21" D Vanities, Classic Palette	\$479	\$649
	VM1SKH1D21-__	For 7-½" H × 21" D Vanities, Inspire Palette	\$529	\$699
	VM1SKH2D18-__	For 15" H × 18" D Vanities, Essentials Palette	\$479	\$649
	VM1SKH2D18-__	For 15" H × 18" D Vanities, Classic Palette	\$529	\$699
	VM1SKH2D18-__	For 15" H × 18" D Vanities, Inspire Palette	\$699	\$929
	VM1SKH2D21-__	For 15" H × 21" D Vanities, Essentials Palette	\$479	\$649
	VM1SKH2D21-__	For 15" H × 21" D Vanities, Classic Palette	\$529	\$699
	VM1SKH2D21-__	For 15" H × 21" D Vanities, Inspire Palette	\$699	\$929
	VM1SKH3D18-__	For 22-½" H × 18" D Vanities, Essentials Palette	\$529	\$699
	VM1SKH3D18-__	For 22-½" H × 18" D Vanities, Classic Palette	\$699	\$929
	VM1SKH3D18-__	For 22-½" H × 18" D Vanities, Inspire Palette	\$779	\$1,049
	VM1SKH3D21-__	For 22-½" H × 21" D Vanities, Essentials Palette	\$529	\$699
	VM1SKH3D21-__	For 22-½" H × 21" D Vanities, Classic Palette	\$699	\$929
	VM1SKH3D21-__	For 22-½" H × 21" D Vanities, Inspire Palette	\$779	\$1,049
	VM1SKH4D18-__	For 30" H × 18" D Vanities, Essentials Palette	\$699	\$929
	VM1SKH4D18-__	For 30" H × 18" D Vanities, Classic Palette	\$779	\$1,049
	VM1SKH4D18-__	For 30" H × 18" D Vanities, Inspire Palette	\$899	\$1,199
	VM1SKH4D21-__	For 30" H × 21" D Vanities, Essentials Palette	\$699	\$929
	VM1SKH4D21-__	For 30" H × 21" D Vanities, Classic Palette	\$779	\$1,049
	VM1SKH4D21-__	For 30" H × 21" D Vanities, Inspire Palette	\$899	\$1,199
Installation Kits				
	Pair of Side Kits			
	For Profiles® and Cartesian® Vanities			
	VM2SKH1D18-__	For 7-½" H × 18" D Vanities, Essentials Palette	\$529	\$699
	VM2SKH1D18-__	For 7-½" H × 18" D Vanities, Classic Palette	\$779	\$1,049
	VM2SKH1D18-__	For 7-½" H × 18" D Vanities, Inspire Palette	\$979	\$1,299
	VM2SKH1D21-__	For 7-½" H × 21" D Vanities, Essentials Palette	\$529	\$699
	VM2SKH1D21-__	For 7-½" H × 21" D Vanities, Classic Palette	\$779	\$1,049
	VM2SKH1D21-__	For 7-½" H × 21" D Vanities, Inspire Palette	\$979	\$1,299

COLOR OPTIONS

Select a glass color for Side Kits by inserting the color code into the model number (__):

Essentials Palette:

Tinted Gray Mirror 11
White 21

Classic Palette:

Matte White 26
Matte Gray 27
Matte Black 28

Inspire Palette:

Satin Bronze 12
Satin White 19

continued on next page »

**PROFILES® VANITIES**

robern.com/profiles

CABINETS

NICHES

LIGHTING

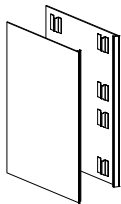
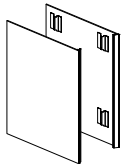
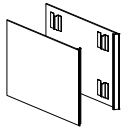
MIRRORS

VANITIES
PROFILES

CRAFT SERIES

MAGNIFICATION
MIRRORS

ACCESSORIES



MODEL	DESCRIPTION / UPGRADE OPTIONS	PRICE USD	PRICE CAD
VM2SKH2D18-__	For 15" H x 18" D Vanities, Essentials Palette	\$699	\$929
VM2SKH2D18-__	For 15" H x 18" D Vanities, Classic Palette	\$899	\$1,199
VM2SKH2D18-__	For 15" H x 18" D Vanities, Inspire Palette	\$1,129	\$1,479
VM2SKH2D21-__	For 15" H x 21" D Vanities, Essentials Palette	\$699	\$929
VM2SKH2D21-__	For 15" H x 21" D Vanities, Classic Palette	\$899	\$1,199
VM2SKH2D21-__	For 15" H x 21" D Vanities, Inspire Palette	\$1,129	\$1,479
VM2SKH3D18-__	For 22-½" H x 18" D Vanities, Essentials Palette	\$979	\$1,299
VM2SKH3D18-__	For 22-½" H x 18" D Vanities, Classic Palette	\$1,179	\$1,549
VM2SKH3D18-__	For 22-½" H x 18" D Vanities, Inspire Palette	\$1,399	\$1,849
VM2SKH3D21-__	For 22-½" H x 21" D Vanities, Essentials Palette	\$979	\$1,299
VM2SKH3D21-__	For 22-½" H x 21" D Vanities, Classic Palette	\$1,179	\$1,549
VM2SKH3D21-__	For 22-½" H x 21" D Vanities, Inspire Palette	\$1,399	\$1,849
VM2SKH4D18-__	For 30" H x 18" D Vanities, Essentials Palette	\$1,179	\$1,549
VM2SKH4D18-__	For 30" H x 18" D Vanities, Classic Palette	\$1,399	\$1,849
VM2SKH4D18-__	For 30" H x 18" D Vanities, Inspire Palette	\$1,549	\$2,049
VM2SKH4D21-__	For 30" H x 21" D Vanities, Essentials Palette	\$1,179	\$1,549
VM2SKH4D21-__	For 30" H x 21" D Vanities, Classic Palette	\$1,399	\$1,849
VM2SKH4D21-__	For 30" H x 21" D Vanities, Inspire Palette	\$1,549	\$2,049

Installation Kits**Ganging Kits**

For Profiles and Cartesian® Vanities



VMGKITH1	For 7-½" H Vanities	\$179	\$229
VMGKITH2	For 15" H Vanities	\$179	\$229
VMGKITH3	For 22-½" H Vanities	\$379	\$499
VMGKITH4	For 30" H Vanities	\$379	\$499

Alcove Kits

For Profiles and Cartesian Vanities



VMAKITH1	For 7-½" H Vanities	\$179	\$229
VMAKITH2	For 15" H Vanities	\$179	\$229
VMAKITH3	For 22-½" H Vanities	\$379	\$499
VMAKITH4	For 30" H Vanities	\$379	\$499

COLOR OPTIONS

Select a glass color for Side Kits by inserting the color code into the model number (__):

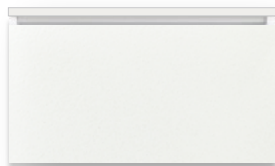
Essentials Palette:
 Tinted Gray Mirror 11
 White 21

Classic Palette:
 Matte White 26
 Matte Gray 27
 Matte Black 28

Inspire Palette:
 Satin Bronze 12
 Satin White 19



CARTESIAN® VANITIES



MEET THE WORLD'S MOST ACCOMMODATING VANITY. LIKE THE MATHEMATICAL SYSTEM THAT INSPIRED ITS NAME, THE CARTESIAN WALL-MOUNT VANITY OFFERS INFINITE POSSIBILITIES FOR EVERY DIMENSION IN YOUR DESIGN. CUSTOMIZABLE CONFIGURATIONS ENSURE STORAGE THAT PERFECTLY SUITS YOUR NEEDS.



Scan here to see the full
Cartesian® collection

DIMENSIONS & WEIGHT

Width:

- 12-1/8" (308 mm)
- 24-1/4" (613 mm)
- 30-1/8" (765 mm)
- 36-1/8" (918 mm) -
with side kits installed

Height:

- 7-1/2" (191 mm)
- 15" (381 mm)

Depth: 18-3/4" (476 mm),
21-3/4" (552 mm)

Net Weight: 25 - 97 lbs

CONFIGURABLE OPTIONS

- Colors & Finishes:
9 Gloss and Matte Colors
- Night Light: No Night Light or Integrated LED Night Light in selectable 2700 Kelvin/4000 Kelvin
- Drawer Application:
Choice of split plumbing (not available for 12" W drawer), full drawer or tip out drawer (7-1/2" H only, not available for 12" W drawer)

FEATURES & BENEFITS

- Offered in limitless designs, these vanities are built to fit your preference and storage needs
- Modular vanities can be ganged or stacked to fit a variety of desired heights and widths (ganging kit required)
- Plumbing drawer to allow clearance for drain (not available for 12" W drawer); false fronts (7-1/2" height - H1 only, not available for 12" W drawer) maintain the vanity's design when a sink does not allow room for a drawer; tip out drawer (7-1/2" height - H1 only, not available for 12" W drawer) gives storage back by providing a drawer for smaller items and full drawer allows optimal storage solutions; full drawers are not designed to accept a sink or plumbing. Drawers are intended for ganging and stacking
- Uniquely designed handleless ergonomic drawer, allows for a comfortable feel and effortless operation
- H1 (7-1/2") vanities include five glass bins for plumbing drawers and four glass bins for full drawers; H2 (15") vanities include one glass bin with plumbing drawers; not available for 12" W vanities
- Organization kit for H2 (15" H): two fully adjustable glass drawer dividers provide storage right where you need it and prevent items from moving and sliding in the drawer
- Night Light Option - integrated LED night light with light bar built into top frame of each drawer, provides soft light to illuminate drawer interior and for wayfinding light in selectable 2700 Kelvin/4000 Kelvin. Night light is ETL certified to UL 2108, CSA Standard C22.2 No. 12



CARTESIAN® VANITIES

robern.com/cartesian

CONSTRUCTION

- Durable rust-free anodized aluminum and glass construction - resists intense moisture, ensuring long-lasting beauty
- Slow-close full-extension slides combined with the durability of aluminum construction ensure smooth operation of the vanity drawers that will last a lifetime
- Constructed for wall hanging loads with stone tops
- Glass fronts and side kits are replaceable
- White shatter-protected glass drawer bottoms will not degrade or show wear. Glass dissipates heat to ensure confidence that hot items will not leave heat marks on the bottom of the drawers

INSTALLATION

- This installation may require more than one person
- Includes installation hardware and structural bolts
- Special site preparation is required. Wall bracing and Robern supplied hardware are recommended
- The plumbing must be roughed into the plumbing cutout area of the vanity. Refer to the sink rough-in and the vanity rough-in for proper placement. The water supply and drain lines must be installed before installing the vanity
- Components needed for stacking are included with each vanity
- Within a column, all vanities must stay the same width. Ganging kit required for each column connection point and is selected based on the connection height of the vanities. Each ganging kit is by 7-1/2" increments (H1 = 7-1/2", H2 = 15", H3 = 22-1/2", H4 = 30").
- Side kits are sold separately to allow for customization and are available individually or as pairs. You must choose one side kit or alcove kit for every exposed side
- Alcove finishing kits are required for corner or alcove installations
- With a 7-1/2" H vanity, a tip out drawer must be used with an undercounter sink
- If stacking with a 7-1/2" tip out drawer, the second vanity must be a 7-1/2" plumbing drawer, a 15" plumbing drawer or a 15" full drawer as the first 15" needs plumbing clearance. If using 7-1/2" tip out for undercounter sink installation, slim plumbing drawer insert can be used with a 15" H plumbing drawer and still clear pipes
- Night light option (S) - 12VDC plug-in transformer. Option of two color temperatures for one night light: 2700 or 4000 Kelvin. The vanity is preconfigured at 2700K. Night light can be reconfigured to 4000K at time of installation, See installation instructions for more information.
- Electric Accessory option: three plugs and a switch that turns off power

to the unit to keep appliances safely plugged in - 120VAC 20A outlet - GFCI protected. Installed within 15" H (H2) vanity drawer; not recommended to be used in combination with Drawer Insert

- Plumbing drawer insert must be used with an above-counter sink installation; full drawer version can be used in a full drawer - includes four glass bins and only available for 15" H (H2) vanities



CARTESIAN® VANITIES WORKSHEET

robern.com/cartesian

Example Model:

V M 12H1 D18 P 11 N

Product Line **V = Vanity**

Category **M = Cartesian**

Dimensions

12H1 = 12" W × 7-1/2" H

12H2 = 12" W × 15" H

24H1 = 24" W × 7-1/2" H

24H2 = 24" W × 15" H

30H1 = 30" W × 7-1/2" H

30H2 = 30" W × 15" H

36H1 = 36" W × 7-1/2" H

36H2 = 36" W × 15" H

Depth

D18 = 18"

D21 = 21"

Drawer Application

P = Plumbing

F = Full

T = Tip Out*

R = False Fronts*

Glass Color

Essentials Palette

11 = Tinted Gray Mirror

21 = White

Classic Palette

16 = Matte Sand

17 = Matte Slate

26 = Matte White

27 = Matte Gray

28 = Matte Black

Inspire Palette

12 = Satin Bronze

19 = Satin White

Night Light Options

N = No Night Light

S = Selectable Night Light (2700K/4000K)

*Tip Out Drawer and False Fronts only available in 7-1/2" height; vanity top sold separately

CABINETS

NICHES

LIGHTING

MIRRORS

VANITIES
CARTESIAN

CRAFT SERIES

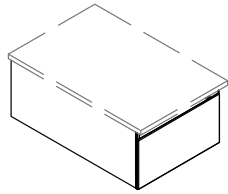
MAGNIFICATION
MIRRORS

ACCESSORIES

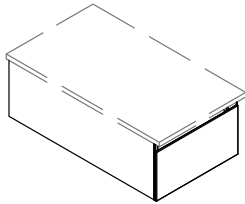


CARTESIAN® VANITIES

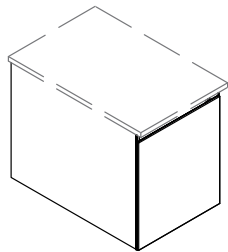
robern.com/cartesian



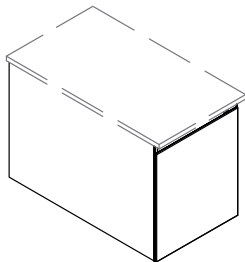
MODEL	DESCRIPTION / UPGRADE OPTIONS	PRICE USD	PRICE CAD
	12" W x 7-1/2" H x 18" D (12-1/8" W x 7-1/2" H x 18-3/4" D)		
VM12H1D18F__N	Essentials Palette, Full Drawer (shown)	\$729	\$979
VM12H1D18F__S	Essentials Palette, Full Drawer, Night Light	\$1,179	\$1,549
VM12H1D18F__N	Classic Palette, Full Drawer	\$1,429	\$1,899
VM12H1D18F__S	Classic Palette, Full Drawer, Night Light	\$1,849	\$2,449
VM12H1D18F__N	Inspire Palette, Full Drawer	\$2,149	\$2,879
VM12H1D18F__S	Inspire Palette, Full Drawer, Night Light	\$2,599	\$3,479



	12" W x 7-1/2" H x 21" D (12-1/8" W x 7-1/2" H x 21-3/4" D)		
VM12H1D21F__N	Essentials Palette, Full Drawer (shown)	\$729	\$979
VM12H1D21F__S	Essentials Palette, Full Drawer, Night Light	\$1,179	\$1,549
VM12H1D21F__N	Classic Palette, Full Drawer	\$1,429	\$1,899
VM12H1D21F__S	Classic Palette, Full Drawer, Night Light	\$1,849	\$2,449
VM12H1D21F__N	Inspire Palette, Full Drawer	\$2,149	\$2,879
VM12H1D21F__S	Inspire Palette, Full Drawer, Night Light	\$2,599	\$3,479



	12" W x 15" H x 18" D (12-1/8" W x 15" H x 18-3/4" D)		
VM12H2D18F__N	Essentials Palette, Full Drawer (shown)	\$1,129	\$1,479
VM12H2D18F__S	Essentials Palette, Full Drawer, Night Light	\$1,549	\$2,049
VM12H2D18F__N	Classic Palette, Full Drawer	\$1,799	\$2,379
VM12H2D18F__S	Classic Palette, Full Drawer, Night Light	\$2,299	\$3,049
VM12H2D18F__N	Inspire Palette, Full Drawer	\$2,549	\$3,399
VM12H2D18F__S	Inspire Palette, Full Drawer, Night Light	\$2,899	\$3,879



	12" W x 15" H x 21" D (12-1/8" W x 15" H x 21-3/4" D)		
VM12H2D21F__N	Essentials Palette, Full Drawer (shown)	\$1,129	\$1,479
VM12H2D21F__S	Essentials Palette, Full Drawer, Night Light	\$1,549	\$2,049
VM12H2D21F__N	Classic Palette, Full Drawer	\$1,799	\$2,379
VM12H2D21F__S	Classic Palette, Full Drawer, Night Light	\$2,299	\$3,049
VM12H2D21F__N	Inspire Palette, Full Drawer	\$2,549	\$3,399
VM12H2D21F__S	Inspire Palette, Full Drawer, Night Light	\$2,899	\$3,879

GLASS COLOR OPTIONS

Select a glass color by inserting the color code into the model number (___):

Essentials Palette:

Tinted Gray Mirror 11
White 21

Classic Palette:

Matte Sand (21"D only) 16
Matte Slate (21"D only) 17
Matte White 26
Matte Gray 27
Matte Black 28

Inspire Palette:

Satin Bronze 12
Satin White 19

UPGRADE OPTIONS

Night Light: Selectable Night Light (2700K/4000K) is preconfigured at 2700K and can be changed to 4000K at time of installation.

continued on next page »



CARTESIAN® VANITIES

robern.com/cartesian

CABINETS

NICHES

LIGHTING

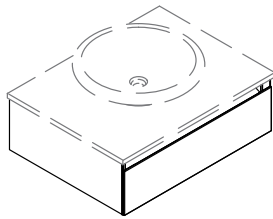
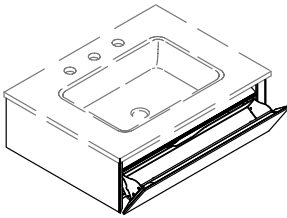
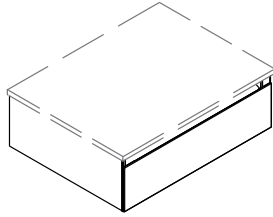
MIRRORS

VANITIES
CARTESIAN

CRAFT SERIES

MAGNIFICATION
MIRRORS

ACCESSORIES



MODEL	DESCRIPTION / UPGRADE OPTIONS	PRICE USD	PRICE CAD
24" W × 7-½" H × 18" D (24-⅛" W × 7-½" H × 18-¾" D)			
VM24H1D18R__N	Essentials Palette, False Front	\$1,099	\$1,449
VM24H1D18T__N	Essentials Palette, Tip Out Drawer	\$1,599	\$2,129
VM24H1D18F__N	Essentials Palette, Full Drawer (shown)	\$1,599	\$2,129
VM24H1D18P__N	Essentials Palette, Plumbing Drawer	\$1,599	\$2,129
VM24H1D18R__S	Essentials Palette, False Front, Night Light	\$1,549	\$2,049
VM24H1D18T__S	Essentials Palette, Tip Out Drawer, Night Light	\$2,149	\$2,879
VM24H1D18F__S	Essentials Palette, Full Drawer, Night Light	\$2,149	\$2,879
VM24H1D18P__S	Essentials Palette, Plumbing Drawer, Night Light	\$2,149	\$2,879
VM24H1D18R__N	Classic Palette, False Front	\$1,549	\$2,049
VM24H1D18T__N	Classic Palette, Tip Out Drawer (shown)	\$2,349	\$3,129
VM24H1D18F__N	Classic Palette, Full Drawer	\$2,349	\$3,129
VM24H1D18P__N	Classic Palette, Plumbing Drawer	\$2,349	\$3,129
VM24H1D18R__S	Classic Palette, False Front, Night Light	\$2,049	\$2,729
VM24H1D18T__S	Classic Palette, Tip Out Drawer, Night Light	\$2,849	\$3,799
VM24H1D18F__S	Classic Palette, Full Drawer, Night Light	\$2,849	\$3,799
VM24H1D18P__S	Classic Palette, Plumbing Drawer, Night Light	\$2,849	\$3,799
VM24H1D18R__N	Inspire Palette, False Front	\$2,049	\$2,729
VM24H1D18T__N	Inspire Palette, Tip Out Drawer	\$2,979	\$3,949
VM24H1D18F__N	Inspire Palette, Full Drawer	\$2,979	\$3,949
VM24H1D18P__N	Inspire Palette, Plumbing Drawer (shown)	\$2,979	\$3,949
VM24H1D18R__S	Inspire Palette, False Front, Night Light	\$2,449	\$3,279
VM24H1D18T__S	Inspire Palette, Tip Out Drawer, Night Light	\$3,579	\$4,779
VM24H1D18F__S	Inspire Palette, Full Drawer, Night Light	\$3,579	\$4,779
VM24H1D18P__S	Inspire Palette, Plumbing Drawer, Night Light	\$3,579	\$4,779

GLASS COLOR OPTIONS

Select a glass color by inserting the color code into the model number (___):

Essentials Palette:
Tinted Gray Mirror 11
White 21

Classic Palette:

Matte Sand (21"D only) 16
Matte Slate (21"D only) 17
Matte White 26
Matte Gray 27
Matte Black 28

Inspire Palette:

Satin Bronze 12
Satin White 19

UPGRADE OPTIONS

Night Light: Selectable Night Light (2700K/4000K) is preconfigured at 2700K and can be changed to 4000K at time of installation.

continued on next page »



CARTESIAN® VANITIES

robern.com/cartesian

CABINETS

NICHERS

LIGHTING

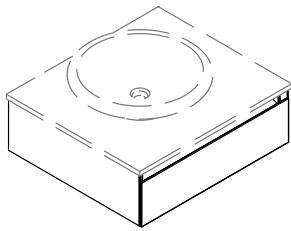
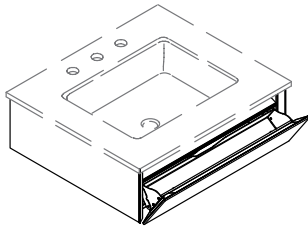
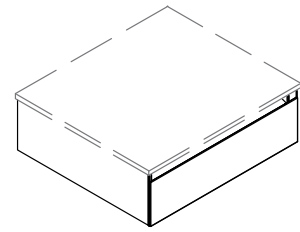
MIRRORS

VANITIES
CARTESIAN

CRAFT SERIES

MAGNIFICATION
MIRRORS

ACCESSORIES



MODEL	DESCRIPTION / UPGRADE OPTIONS	PRICE USD	PRICE CAD
24" W × 7-½" H × 21" D (24-⅛" W × 7-½" H × 21-¾" D)			
VM24H1D21R__N	Essentials Palette, False Front	\$1,099	\$1,449
VM24H1D21T__N	Essentials Palette, Tip Out Drawer	\$1,599	\$2,129
VM24H1D21F__N	Essentials Palette, Full Drawer (shown)	\$1,599	\$2,129
VM24H1D21P__N	Essentials Palette, Plumbing Drawer	\$1,599	\$2,129
VM24H1D21R__S	Essentials Palette, False Front, Night Light	\$1,549	\$2,049
VM24H1D21T__S	Essentials Palette, Tip Out Drawer, Night Light	\$2,149	\$2,879
VM24H1D21F__S	Essentials Palette, Full Drawer, Night Light	\$2,149	\$2,879
VM24H1D21P__S	Essentials Palette, Plumbing Drawer, Night Light	\$2,149	\$2,879
VM24H1D21R__N	Classic Palette, False Front	\$1,549	\$2,049
VM24H1D21T__N	Classic Palette, Tip Out Drawer (shown)	\$2,349	\$3,129
VM24H1D21F__N	Classic Palette, Full Drawer	\$2,349	\$3,129
VM24H1D21P__N	Classic Palette, Plumbing Drawer	\$2,349	\$3,129
VM24H1D21R__S	Classic Palette, False Front, Night Light	\$2,049	\$2,729
VM24H1D21T__S	Classic Palette, Tip Out Drawer, Night Light	\$2,849	\$3,799
VM24H1D21F__S	Classic Palette, Full Drawer, Night Light	\$2,849	\$3,799
VM24H1D21P__S	Classic Palette, Plumbing Drawer, Night Light	\$2,849	\$3,799
VM24H1D21R__N	Inspire Palette, False Front	\$2,049	\$2,729
VM24H1D21T__N	Inspire Palette, Tip Out Drawer	\$2,979	\$3,949
VM24H1D21F__N	Inspire Palette, Full Drawer	\$2,979	\$3,949
VM24H1D21P__N	Inspire Palette, Plumbing Drawer (shown)	\$2,979	\$3,949
VM24H1D21R__S	Inspire Palette, False Front, Night Light	\$2,449	\$3,279
VM24H1D21T__S	Inspire Palette, Tip Out Drawer, Night Light	\$3,579	\$4,779
VM24H1D21F__S	Inspire Palette, Full Drawer, Night Light	\$3,579	\$4,779
VM24H1D21P__S	Inspire Palette, Plumbing Drawer, Night Light	\$3,579	\$4,779

GLASS COLOR OPTIONS

Select a glass color by inserting the color code into the model number (____):

Essentials Palette:

Tinted Gray Mirror 11
White 21

Classic Palette:

Matte Sand (21"D only) 16
Matte Slate (21"D only) 17
Matte White 26
Matte Gray 27
Matte Black 28

Inspire Palette:

Satin Bronze 12
Satin White 19

UPGRADE OPTIONS

Night Light: Selectable Night Light (2700K/4000K) is preconfigured at 2700K and can be changed to 4000K at time of installation.

continued on next page »



CARTESIAN® VANITIES

robern.com/cartesian

CABINETS

NICHES

LIGHTING

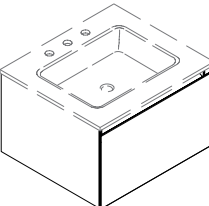
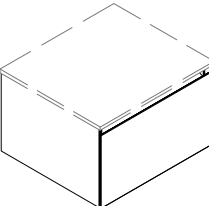
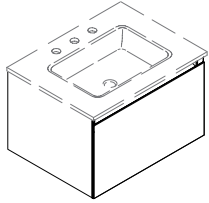
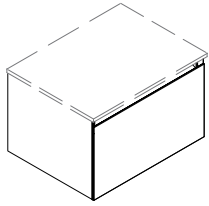
MIRRORS

VANITIES
CARTESIAN

CRAFT SERIES

MAGNIFICATION
MIRRORS

ACCESSORIES



MODEL

DESCRIPTION / UPGRADE OPTIONS

PRICE USD

PRICE CAD

24"W × 15"H × 18"D (24-1/8"W × 15"H × 18-3/4"D)

VM24H2D18F__N

Essentials Palette, Full Drawer (shown)

\$1,929
\$2,579

VM24H2D18P__N

Essentials Palette, Plumbing Drawer

\$1,929
\$2,579

VM24H2D18F__S

Essentials Palette, Full Drawer, Night Light

\$2,549
\$3,399

VM24H2D18P__S

Essentials Palette, Plumbing Drawer, Night Light

\$2,549
\$3,399

VM24H2D18F__N

Classic Palette, Full Drawer

\$2,679
\$3,579

VM24H2D18P__N

Classic Palette, Plumbing Drawer

\$2,679
\$3,579

VM24H2D18F__S

Classic Palette, Full Drawer, Night Light

\$3,229
\$4,299

VM24H2D18P__S

Classic Palette, Plumbing Drawer, Night Light

\$3,229
\$4,299

VM24H2D18F__N

Inspire Palette, Full Drawer

\$3,399
\$4,499

VM24H2D18P__N

Inspire Palette, Plumbing Drawer (shown)

\$3,399
\$4,499

VM24H2D18F__S

Inspire Palette, Full Drawer, Night Light

\$3,899
\$5,179

VM24H2D18P__S

Inspire Palette, Plumbing Drawer, Night Light

\$3,899
\$5,179
24"W × 15"H × 21"D (24-1/8"W × 15"H × 21-3/4"D)

VM24H2D21F__N

Essentials Palette, Full Drawer (shown)

\$1,929
\$2,579

VM24H2D21P__N

Essentials Palette, Plumbing Drawer

\$1,929
\$2,579

VM24H2D21F__S

Essentials Palette, Full Drawer, Night Light

\$2,549
\$3,399

VM24H2D21P__S

Essentials Palette, Plumbing Drawer, Night Light

\$2,549
\$3,399

VM24H2D21F__N

Classic Palette, Full Drawer

\$2,679
\$3,579

VM24H2D21P__N

Classic Palette, Plumbing Drawer

\$2,679
\$3,579

VM24H2D21F__S

Classic Palette, Full Drawer, Night Light

\$3,229
\$4,299

VM24H2D21P__S

Classic Palette, Plumbing Drawer, Night Light

\$3,229
\$4,299

VM24H2D21F__N

Inspire Palette, Full Drawer

\$3,399
\$4,499

VM24H2D21P__N

Inspire Palette, Plumbing Drawer

\$3,399
\$4,499

VM24H2D21F__S

Inspire Palette, Full Drawer, Night Light

\$3,899
\$5,179

VM24H2D21P__S

Inspire Palette, Plumbing Drawer, Night Light

\$3,899
\$5,179

GLASS COLOR OPTIONS

Select a glass color by inserting the color code into the model number (____):

Essentials Palette:

Tinted Gray Mirror 11
White 21

Classic Palette:

Matte Sand (21"D only) 16
Matte Slate (21"D only) 17
Matte White 26
Matte Gray 27
Matte Black 28

Inspire Palette:

Satin Bronze 12
Satin White 19

UPGRADE OPTIONS

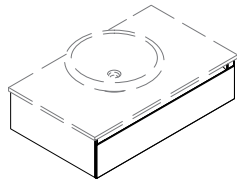
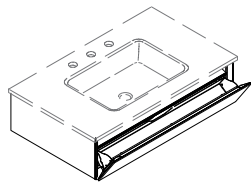
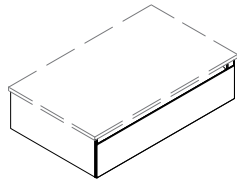
Night Light: Selectable Night Light (2700K/4000K) is preconfigured at 2700K and can be changed to 4000K at time of installation.

continued on next page »



CARTESIAN® VANITIES

robern.com/cartesian



MODEL	DESCRIPTION / UPGRADE OPTIONS	PRICE USD	PRICE CAD
30"W × 7-½"H × 18"D (30-⅛"W × 7-½"H × 18-¾"D)			
VM30H1D18R__N	Essentials Palette, False Front	\$1,549	\$2,049
VM30H1D18T__N	Essentials Palette, Tip Out Drawer	\$2,549	\$3,399
VM30H1D18F__N	Essentials Palette, Full Drawer	\$2,549	\$3,399
VM30H1D18P__N	Essentials Palette, Plumbing Drawer	\$2,549	\$3,399
VM30H1D18R__S	Essentials Palette, False Front, Night Light	\$2,049	\$2,729
VM30H1D18T__S	Essentials Palette, Tip Out Drawer, Night Light	\$3,029	\$4,029
VM30H1D18F__S	Essentials Palette, Full Drawer, Night Light	\$3,029	\$4,029
VM30H1D18P__S	Essentials Palette, Plumbing Drawer, Night Light	\$3,029	\$4,029
VM30H1D18R__N	Classic Palette, False Front	\$2,049	\$2,729
VM30H1D18T__N	Classic Palette, Tip Out Drawer	\$3,229	\$4,299
VM30H1D18F__N	Classic Palette, Full Drawer	\$3,229	\$4,299
VM30H1D18P__N	Classic Palette, Plumbing Drawer	\$3,229	\$4,299
VM30H1D18R__S	Classic Palette, False Front, Night Light	\$2,449	\$3,279
VM30H1D18T__S	Classic Palette, Tip Out Drawer, Night Light	\$3,849	\$5,099
VM30H1D18F__S	Classic Palette, Full Drawer, Night Light	\$3,849	\$5,099
VM30H1D18P__S	Classic Palette, Plumbing Drawer, Night Light	\$3,849	\$5,099
VM30H1D18R__N	Inspire Palette, False Front	\$2,449	\$3,279
VM30H1D18T__N	Inspire Palette, Tip Out Drawer	\$3,899	\$5,179
VM30H1D18F__N	Inspire Palette, Full Drawer	\$3,899	\$5,179
VM30H1D18P__N	Inspire Palette, Plumbing Drawer	\$3,899	\$5,179
VM30H1D18R__S	Inspire Palette, False Front, Night Light	\$2,899	\$3,879
VM30H1D18T__S	Inspire Palette, Tip Out Drawer, Night Light	\$4,499	\$5,999
VM30H1D18F__S	Inspire Palette, Full Drawer, Night Light	\$4,499	\$5,999
VM30H1D18P__S	Inspire Palette, Plumbing Drawer, Night Light	\$4,499	\$5,999

GLASS COLOR OPTIONS

Select a glass color by inserting the color code into the model number (____):

Essentials Palette:

Tinted Gray Mirror 11
White 21

Classic Palette:

Matte Sand (21"D only) 16
Matte Slate (21"D only) 17
Matte White 26
Matte Gray 27
Matte Black 28

Inspire Palette:

Satin Bronze 12
Satin White 19

UPGRADE OPTIONS

Night Light: Selectable Night Light (2700K/4000K) is preconfigured at 2700K and can be changed to 4000K at time of installation.

continued on next page »



CARTESIAN® VANITIES

robern.com/cartesian

CABINETS

NICHES

LIGHTING

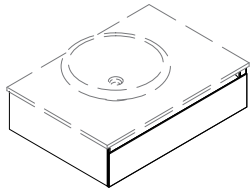
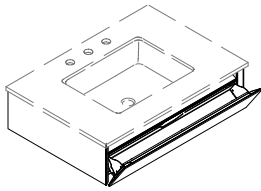
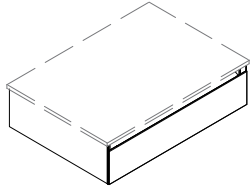
MIRRORS

VANITIES
CARTESIAN

CRAFT SERIES

MAGNIFICATION
MIRRORS

ACCESSORIES



MODEL	DESCRIPTION / UPGRADE OPTIONS	PRICE USD	PRICE CAD
30"W × 7-½"H × 21"D (30-⅛"W × 7-½"H × 21-¾"D)			
VM30H1D21R__N	Essentials Palette, False Front	\$1,549	\$2,049
VM30H1D21T__N	Essentials Palette, Tip Out Drawer	\$2,549	\$3,399
VM30H1D21F__N	Essentials Palette, Full Drawer	\$2,549	\$3,399
VM30H1D21P__N	Essentials Palette, Plumbing Drawer	\$2,549	\$3,399
VM30H1D21R__S	Essentials Palette, False Front, Night Light	\$2,049	\$2,729
VM30H1D21T__S	Essentials Palette, Tip Out Drawer, Night Light	\$3,029	\$4,029
VM30H1D21F__S	Essentials Palette, Full Drawer, Night Light	\$3,029	\$4,029
VM30H1D21P__S	Essentials Palette, Plumbing Drawer, Night Light	\$3,029	\$4,029
VM30H1D21R__N	Classic Palette, False Front	\$2,049	\$2,729
VM30H1D21T__N	Classic Palette, Tip Out Drawer	\$3,229	\$4,299
VM30H1D21F__N	Classic Palette, Full Drawer	\$3,229	\$4,299
VM30H1D21P__N	Classic Palette, Plumbing Drawer	\$3,229	\$4,299
VM30H1D21R__S	Classic Palette, False Front, Night Light	\$2,449	\$3,279
VM30H1D21T__S	Classic Palette, Tip Out Drawer, Night Light	\$3,849	\$5,099
VM30H1D21F__S	Classic Palette, Full Drawer, Night Light	\$3,849	\$5,099
VM30H1D21P__S	Classic Palette, Plumbing Drawer, Night Light	\$3,849	\$5,099
VM30H1D21R__N	Inspire Palette, False Front	\$2,449	\$3,279
VM30H1D21T__N	Inspire Palette, Tip Out Drawer	\$3,899	\$5,179
VM30H1D21F__N	Inspire Palette, Full Drawer	\$3,899	\$5,179
VM30H1D21P__N	Inspire Palette, Plumbing Drawer	\$3,899	\$5,179
VM30H1D21R__S	Inspire Palette, False Front, Night Light	\$2,899	\$3,879
VM30H1D21T__S	Inspire Palette, Tip Out Drawer, Night Light	\$4,499	\$5,999
VM30H1D21F__S	Inspire Palette, Full Drawer, Night Light	\$4,499	\$5,999
VM30H1D21P__S	Inspire Palette, Plumbing Drawer, Night Light	\$4,499	\$5,999

GLASS COLOR OPTIONS

Select a glass color by inserting the color code into the model number (____):

Essentials Palette:

Tinted Gray Mirror 11
White 21

Classic Palette:

Matte Sand (21"D only) 16
Matte Slate (21"D only) 17
Matte White 26
Matte Gray 27
Matte Black 28

Inspire Palette:

Satin Bronze 12
Satin White 19

UPGRADE OPTIONS

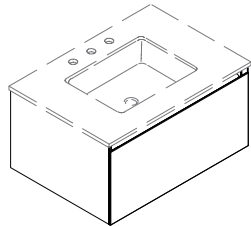
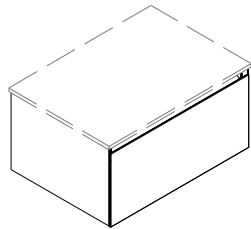
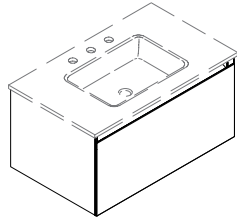
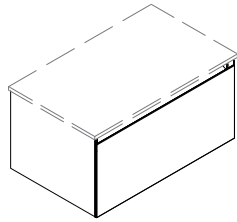
Night Light: Selectable Night Light (2700K/4000K) is preconfigured at 2700K and can be changed to 4000K at time of installation.

continued on next page »



CARTESIAN® VANITIES

robern.com/cartesian



MODEL	DESCRIPTION / UPGRADE OPTIONS	PRICE USD	PRICE CAD
30"W × 15"H × 18"D (30-1/8"W × 15"H × 18-3/4"D)			
VM30H2D18F__N	Essentials Palette, Full Drawer	\$2,849	\$3,799
VM30H2D18P__N	Essentials Palette, Plumbing Drawer	\$2,849	\$3,799
VM30H2D18F__S	Essentials Palette, Full Drawer, Night Light	\$3,499	\$4,649
VM30H2D18P__S	Essentials Palette, Plumbing Drawer, Night Light	\$3,499	\$4,649
VM30H2D18F__N	Classic Palette, Full Drawer	\$3,579	\$4,779
VM30H2D18P__N	Classic Palette, Plumbing Drawer	\$3,579	\$4,779
VM30H2D18F__S	Classic Palette, Full Drawer, Night Light	\$4,179	\$5,549
VM30H2D18P__S	Classic Palette, Plumbing Drawer, Night Light	\$4,179	\$5,549
VM30H2D18F__N	Inspire Palette, Full Drawer	\$4,249	\$5,649
VM30H2D18P__N	Inspire Palette, Plumbing Drawer	\$4,249	\$5,649
VM30H2D18F__S	Inspire Palette, Full Drawer, Night Light	\$4,879	\$6,479
VM30H2D18P__S	Inspire Palette, Plumbing Drawer, Night Light	\$4,879	\$6,479
30"W × 15"H × 21"D (30-1/8"W × 15"H × 21-3/4"D)			
VM30H2D21F__N	Essentials Palette, Full Drawer	\$2,849	\$3,799
VM30H2D21P__N	Essentials Palette, Plumbing Drawer	\$2,849	\$3,799
VM30H2D21F__S	Essentials Palette, Full Drawer, Night Light	\$3,499	\$4,649
VM30H2D21P__S	Essentials Palette, Plumbing Drawer, Night Light	\$3,499	\$4,649
VM30H2D21F__N	Classic Palette, Full Drawer	\$3,579	\$4,779
VM30H2D21P__N	Classic Palette, Plumbing Drawer	\$3,579	\$4,779
VM30H2D21F__S	Classic Palette, Full Drawer, Night Light	\$4,179	\$5,549
VM30H2D21P__S	Classic Palette, Plumbing Drawer, Night Light	\$4,179	\$5,549
VM30H2D21F__N	Inspire Palette, Full Drawer	\$4,249	\$5,649
VM30H2D21P__N	Inspire Palette, Plumbing Drawer	\$4,249	\$5,649
VM30H2D21F__S	Inspire Palette, Full Drawer, Night Light	\$4,879	\$6,479
VM30H2D21P__S	Inspire Palette, Plumbing Drawer, Night Light	\$4,879	\$6,479

GLASS COLOR OPTIONS

Select a glass color by inserting the color code into the model number (___):

Essentials Palette:

Tinted Gray Mirror 11
White 21

Classic Palette:

Matte Sand (21"D only) 16
Matte Slate (21"D only) 17
Matte White 26
Matte Gray 27
Matte Black 28

Inspire Palette:

Satin Bronze 12
Satin White 19

UPGRADE OPTIONS

Night Light: Selectable Night Light (2700K/4000K) is preconfigured at 2700K and can be changed to 4000K at time of installation.

continued on next page »



CARTESIAN® VANITIES

robern.com/cartesian

CABINETS

NICHES

LIGHTING

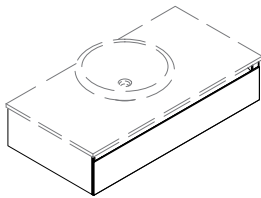
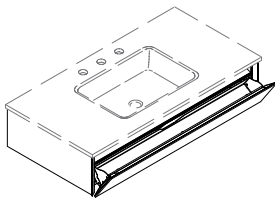
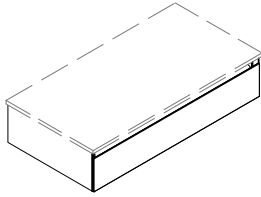
MIRRORS

VANITIES
CARTESIAN

CRAFT SERIES

MAGNIFICATION
MIRRORS

ACCESSORIES



MODEL

DESCRIPTION / UPGRADE OPTIONS

PRICE USD

PRICE CAD

36" W × 7-½" H × 18" D (36-⅛" W × 7-½" H × 18-¾" D)

VM36H1D18R__N

Essentials Palette, False Front

\$2,049

\$2,729

VM36H1D18T__N

Essentials Palette, Tip Out Drawer

\$3,399

\$4,499

VM36H1D18F__N

Essentials Palette, Full Drawer

\$3,399

\$4,499

VM36H1D18P__N

Essentials Palette, Plumbing Drawer

\$3,399

\$4,499

VM36H1D18R__S

Essentials Palette, False Front, Night Light

\$2,449

\$3,279

VM36H1D18T__S

Essentials Palette, Tip Out Drawer, Night Light

\$4,029

\$5,349

VM36H1D18F__S

Essentials Palette, Full Drawer, Night Light

\$4,029

\$5,349

VM36H1D18P__S

Essentials Palette, Plumbing Drawer, Night Light

\$4,029

\$5,349

VM36H1D18R__N

Classic Palette, False Front

\$2,449

\$3,279

VM36H1D18T__N

Classic Palette, Tip Out Drawer

\$4,029

\$5,349

VM36H1D18F__N

Classic Palette, Full Drawer

\$4,029

\$5,349

VM36H1D18P__N

Classic Palette, Plumbing Drawer

\$4,029

\$5,349

VM36H1D18R__S

Classic Palette, False Front, Night Light

\$2,899

\$3,879

VM36H1D18T__S

Classic Palette, Tip Out Drawer, Night Light

\$4,799

\$6,379

VM36H1D18F__S

Classic Palette, Full Drawer, Night Light

\$4,799

\$6,379

VM36H1D18P__S

Classic Palette, Plumbing Drawer, Night Light

\$4,799

\$6,379

VM36H1D18R__N

Inspire Palette, False Front

\$2,899

\$3,879

VM36H1D18T__N

Inspire Palette, Tip Out Drawer

\$4,799

\$6,379

VM36H1D18F__N

Inspire Palette, Full Drawer

\$4,799

\$6,379

VM36H1D18P__N

Inspire Palette, Plumbing Drawer

\$4,799

\$6,379

VM36H1D18R__S

Inspire Palette, False Front, Night Light

\$3,399

\$4,499

VM36H1D18T__S

Inspire Palette, Tip Out Drawer, Night Light

\$5,449

\$7,279

VM36H1D18F__S

Inspire Palette, Full Drawer, Night Light

\$5,449

\$7,279

VM36H1D18P__S

Inspire Palette, Plumbing Drawer, Night Light

\$4,799

\$6,379

GLASS COLOR OPTIONS

Select a glass color by inserting the color code into the model number (____):

Essentials Palette:

Tinted Gray Mirror 11
White 21

Classic Palette:

Matte Sand (21"D only) 16
Matte Slate (21"D only) 17
Matte White 26
Matte Gray 27
Matte Black 28

Inspire Palette:

Satin Bronze 12
Satin White 19

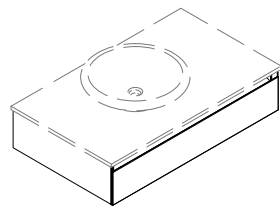
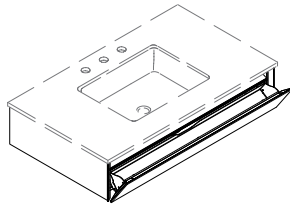
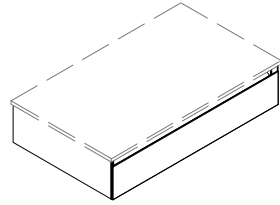
UPGRADE OPTIONS

Night Light: Selectable Night Light (2700K/4000K) is preconfigured at 2700K and can be changed to 4000K at time of installation.

continued on next page »



CARTESIAN® VANITIES

robern.com/cartesian


MODEL	DESCRIPTION / UPGRADE OPTIONS	PRICE USD	PRICE CAD
36"W × 7-½"H × 21"D (36-⅛"W × 7-½"H × 21-¾"D)			
VM36H1D21R__N	Essentials Palette, False Front	\$2,049	\$2,729
VM36H1D21T__N	Essentials Palette, Tip Out Drawer	\$3,399	\$4,499
VM36H1D21F__N	Essentials Palette, Full Drawer	\$3,399	\$4,499
VM36H1D21P__N	Essentials Palette, Plumbing Drawer	\$3,399	\$4,499
VM36H1D21R__S	Essentials Palette, False Front, Night Light	\$2,449	\$3,279
VM36H1D21T__S	Essentials Palette, Tip Out Drawer, Night Light	\$4,029	\$5,349
VM36H1D21F__S	Essentials Palette, Full Drawer, Night Light	\$4,029	\$5,349
VM36H1D21P__S	Essentials Palette, Plumbing Drawer, Night Light	\$4,029	\$5,349
VM36H1D21R__N	Classic Palette, False Front	\$2,449	\$3,279
VM36H1D21T__N	Classic Palette, Tip Out Drawer	\$4,029	\$5,349
VM36H1D21F__N	Classic Palette, Full Drawer	\$4,029	\$5,349
VM36H1D21P__N	Classic Palette, Plumbing Drawer	\$4,029	\$5,349
VM36H1D21R__S	Classic Palette, False Front, Night Light	\$2,899	\$3,879
VM36H1D21T__S	Classic Palette, Tip Out Drawer, Night Light	\$4,799	\$6,379
VM36H1D21F__S	Classic Palette, Full Drawer, Night Light	\$4,799	\$6,379
VM36H1D21P__S	Classic Palette, Plumbing Drawer, Night Light	\$4,799	\$6,379
VM36H1D21R__N	Inspire Palette, False Front	\$2,899	\$3,879
VM36H1D21T__N	Inspire Palette, Tip Out Drawer	\$4,799	\$6,379
VM36H1D21F__N	Inspire Palette, Full Drawer	\$4,799	\$6,379
VM36H1D21P__N	Inspire Palette, Plumbing Drawer	\$4,799	\$6,379
VM36H1D21R__S	Inspire Palette, False Front, Night Light	\$3,399	\$4,499
VM36H1D21T__S	Inspire Palette, Tip Out Drawer, Night Light	\$5,449	\$7,279
VM36H1D21F__S	Inspire Palette, Full Drawer, Night Light	\$5,449	\$7,279
VM36H1D21P__S	Inspire Palette, Plumbing Drawer, Night Light	\$5,449	\$7,279

GLASS COLOR OPTIONS

Select a glass color by inserting the color code into the model number (___):

Essentials Palette:

Tinted Gray Mirror 11
White 21

Classic Palette:

Matte Sand (21"D only) 16
Matte Slate (21"D only) 17
Matte White 26
Matte Gray 27
Matte Black 28

Inspire Palette:

Satin Bronze 12
Satin White 19

UPGRADE OPTIONS

Night Light: Selectable Night Light (2700K/4000K) is preconfigured at 2700K and can be changed to 4000K at time of installation.

continued on next page »

**CARTESIAN® VANITIES**

CABINETS

NICHES

LIGHTING

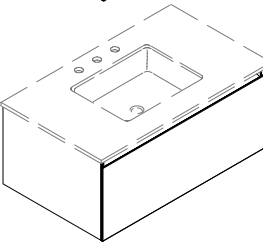
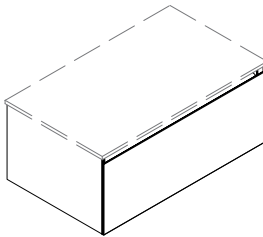
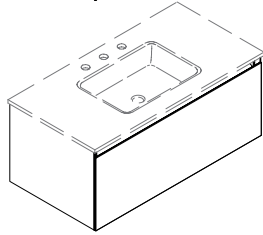
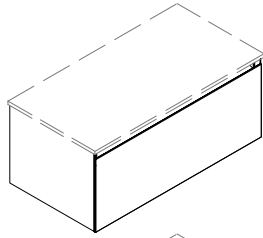
MIRRORS

VANITIES
CARTESIAN

CRAFT SERIES

MAGNIFICATION
MIRRORS

ACCESSORIES

**MODEL****DESCRIPTION / UPGRADE OPTIONS****PRICE USD****PRICE CAD****36" W × 15" H × 18" D (36-1/8" W × 15" H × 18-3/4" D)**

VM36H2D18F__N

Essentials Palette, Full Drawer

\$3,779**\$5,029**

VM36H2D18P__N

Essentials Palette, Plumbing Drawer

\$3,779**\$5,029**

VM36H2D18F__S

Essentials Palette, Full Drawer, Night Light

\$4,429**\$5,879**

VM36H2D18P__S

Essentials Palette, Plumbing Drawer, Night Light

\$4,429**\$5,879**

VM36H2D18F__N

Classic Palette, Full Drawer

\$4,429**\$5,879**

VM36H2D18P__N

Classic Palette, Plumbing Drawer

\$4,429**\$5,879**

VM36H2D18F__S

Classic Palette, Full Drawer, Night Light

\$5,079**\$6,749**

VM36H2D18P__S

Classic Palette, Plumbing Drawer, Night Light

\$5,079**\$6,749**

VM36H2D18F__N

Inspire Palette, Full Drawer

\$5,079**\$6,749**

VM36H2D18P__N

Inspire Palette, Plumbing Drawer

\$5,079**\$6,749**

VM36H2D18F__S

Inspire Palette, Full Drawer, Night Light

\$5,779**\$7,679**

VM36H2D18P__S

Inspire Palette, Plumbing Drawer, Night Light

\$5,779**\$7,679****36" W × 15" H × 21" D (36-1/8" W × 15" H × 21-3/4" D)**

VM36H2D21F__N

Essentials Palette, Full Drawer

\$3,779**\$5,029**

VM36H2D21P__N

Essentials Palette, Plumbing Drawer

\$3,779**\$5,029**

VM36H2D21F__S

Essentials Palette, Full Drawer, Night Light

\$4,429**\$5,879**

VM36H2D21P__S

Essentials Palette, Plumbing Drawer, Night Light

\$4,429**\$5,879**

VM36H2D21F__N

Classic Palette, Full Drawer

\$4,429**\$5,879**

VM36H2D21P__N

Classic Palette, Plumbing Drawer

\$4,429**\$5,879**

VM36H2D21F__S

Classic Palette, Full Drawer, Night Light

\$5,079**\$6,749**

VM36H2D21P__S

Classic Palette, Plumbing Drawer, Night Light

\$5,079**\$6,749**

VM36H2D21F__N

Inspire Palette, Full Drawer

\$5,079**\$6,749**

VM36H2D21P__N

Inspire Palette, Plumbing Drawer

\$5,079**\$6,749**

VM36H2D21F__S

Inspire Palette, Full Drawer, Night Light

\$5,779**\$7,679**

VM36H2D21P__S

Inspire Palette, Plumbing Drawer, Night Light

\$5,779**\$7,679****GLASS COLOR OPTIONS**

Select a glass color by inserting the color code into the model number (__):

Essentials Palette:

Tinted Gray Mirror 11
White 21

Classic Palette:

Matte Sand (21"D only) 16
Matte Slate (21"D only) 17
Matte White 26
Matte Gray 27
Matte Black 28

Inspire Palette:

Satin Bronze 12
Satin White 19

UPGRADE OPTIONS

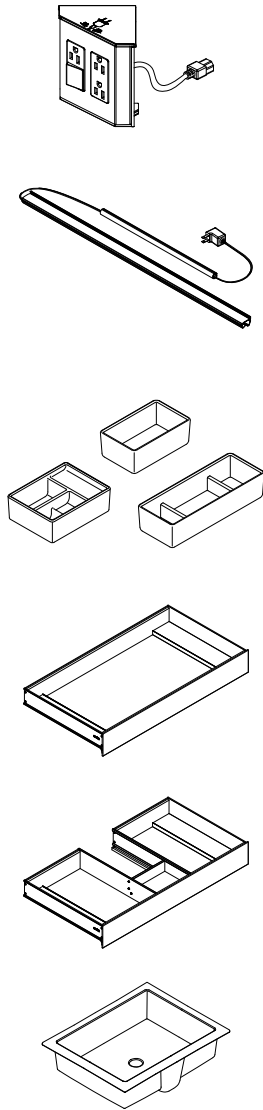
Night Light: Selectable Night Light (2700K/4000K) is preconfigured at 2700K and can be changed to 4000K at time of installation.

continued on next page »



CARTESIAN® VANITIES

robern.com/cartesian



MODEL	DESCRIPTION / UPGRADE OPTIONS	PRICE USD	PRICE CAD
Accessories			
Electric Accessory For Profiles® and Cartesian® Vanities			
VAELECTRIC18	For 15" H × 18" D Drawers (shown)	\$779	\$1,049
VAELECTRIC21	For 15" H × 21" D Drawers	\$779	\$1,049
Night Lights, Selectable 2700K/4000K For Profiles and Cartesian Vanities			
SLEDS12	For 12" W Drawers	\$479	\$649
SLEDS24	For 24" W Drawers	\$529	\$699
SLEDS30	For 30" W Drawers	\$649	\$849
SLEDS36	For 36" W Drawers	\$779	\$1,049
Glass Bins For all Vanities and Linen Cabinets			
GLASSBIN5.25	3-¼" W × 5-¼" H × 2-⅛" D	\$60	\$80
GLASSBIN6.38	4-7⁄8" W × 6-¾" H × 2-⅛" D	\$60	\$80
GLASSBIN8.5	3-¼" W × 8-½" H × 2-⅛" D	\$60	\$80
Full Drawer Inserts For Profiles and Cartesian Vanities			
VADRAWER12X	For 12" W × 15" H Drawers	\$899	\$1,199
VADRAWER24X	For 24" W × 15" H Drawers	\$1,129	\$1,479
VADRAWER30X	For 30" W × 15" H Drawers	\$1,229	\$1,629
VADRAWER36X	For 36" W × 15" H Drawers	\$1,399	\$1,849
Plumbing Drawer Inserts For Profiles and Cartesian Vanities			
VADRAWER24P	For 24" W × 15" H Drawers	\$1,129	\$1,479
VADRAWER30P	For 30" W × 15" H Drawers	\$1,229	\$1,629
VADRAWER36P	For 36" W × 15" H Drawers	\$1,399	\$1,849
Undercounter Sink for Custom Tops Includes Mounting Brackets			
LAV1UM-101	17-¼" × 13" L × 5" D, White	\$629	\$829

continued on next page »



CARTESIAN® VANITIES

robern.com/cartesian

CABINETS

NICHES

LIGHTING

MIRRORS

VANITIES
CARTESIAN

CRAFT SERIES

MAGNIFICATION
MIRRORS

ACCESSORIES

MODEL	DESCRIPTION / UPGRADE OPTIONS	PRICE USD	PRICE CAD
Installation Kits			
Single Side Kits			
For Profiles and Cartesian Vanities			
VM1SKH1D18-__	For 7-½" H × 18" D Vanities, Essentials Palette	\$379	\$499
VM1SKH1D18-__	For 7-½" H × 18" D Vanities, Classic Palette	\$479	\$649
VM1SKH1D18-__	For 7-½" H × 18" D Vanities, Inspire Palette	\$529	\$699
VM1SKH1D21-__	For 7-½" H × 21" D Vanities, Essentials Palette	\$379	\$499
VM1SKH1D21-__	For 7-½" H × 21" D Vanities, Classic Palette	\$479	\$649
VM1SKH1D21-__	For 7-½" H × 21" D Vanities, Inspire Palette	\$529	\$699
VM1SKH2D18-__	For 15" H × 18" D Vanities, Essentials Palette	\$479	\$649
VM1SKH2D18-__	For 15" H × 18" D Vanities, Classic Palette	\$529	\$699
VM1SKH2D18-__	For 15" H × 18" D Vanities, Inspire Palette	\$699	\$929
VM1SKH2D21-__	For 15" H × 21" D Vanities, Essentials Palette	\$479	\$649
VM1SKH2D21-__	For 15" H × 21" D Vanities, Classic Palette	\$529	\$699
VM1SKH2D21-__	For 15" H × 21" D Vanities, Inspire Palette	\$699	\$929
VM1SKH3D18-__	For 22-½" H × 18" D Vanities, Essentials Palette	\$529	\$699
VM1SKH3D18-__	For 22-½" H × 18" D Vanities, Classic Palette	\$699	\$929
VM1SKH3D18-__	For 22-½" H × 18" D Vanities, Inspire Palette	\$779	\$1,049
VM1SKH3D21-__	For 22-½" H × 21" D Vanities, Essentials Palette	\$529	\$699
VM1SKH3D21-__	For 22-½" H × 21" D Vanities, Classic Palette	\$699	\$929
VM1SKH3D21-__	For 22-½" H × 21" D Vanities, Inspire Palette	\$779	\$1,049
VM1SKH4D18-__	For 30" H × 18" D Vanities, Essentials Palette	\$699	\$929
VM1SKH4D18-__	For 30" H × 18" D Vanities, Classic Palette	\$779	\$1,049
VM1SKH4D18-__	For 30" H × 18" D Vanities, Inspire Palette	\$899	\$1,199
VM1SKH4D21-__	For 30" H × 21" D Vanities, Essentials Palette	\$699	\$929
VM1SKH4D21-__	For 30" H × 21" D Vanities, Classic Palette	\$779	\$1,049
VM1SKH4D21-__	For 30" H × 21" D Vanities, Inspire Palette	\$899	\$1,199

GLASS COLOR OPTIONS

Select a glass color by inserting the color code into the model number (__):

Essentials Palette:

Tinted Gray Mirror 11
White 21

Classic Palette:

Matte Sand (21"D only) 16
Matte Slate (21"D only) 17
Matte White 26
Matte Gray 27
Matte Black 28

Inspire Palette:

Satin Bronze 12
Satin White 19

continued on next page »



CARTESIAN® VANITIES

robern.com/cartesian

MODEL	DESCRIPTION / UPGRADE OPTIONS	PRICE USD	PRICE CAD
Installation Kits			
Pair of Side Kits			
For Profiles® and Cartesian® Vanities			
VM2SKH1D18-__	For 7-½" H × 18" D Vanities, Essentials Palette	\$529	\$699
VM2SKH1D18-__	For 7-½" H × 18" D Vanities, Classic Palette	\$779	\$1,049
VM2SKH1D18-__	For 7-½" H × 18" D Vanities, Inspire Palette	\$979	\$1,299
VM2SKH1D21-__	For 7-½" H × 21" D Vanities, Essentials Palette	\$529	\$699
VM2SKH1D21-__	For 7-½" H × 21" D Vanities, Classic Palette	\$779	\$1,049
VM2SKH1D21-__	For 7-½" H × 21" D Vanities, Inspire Palette	\$979	\$1,299
VM2SKH2D18-__	For 15" H × 18" D Vanities, Essentials Palette	\$699	\$929
VM2SKH2D18-__	For 15" H × 18" D Vanities, Classic Palette	\$899	\$1,199
VM2SKH2D18-__	For 15" H × 18" D Vanities, Inspire Palette	\$1,129	\$1,479
VM2SKH2D21-__	For 15" H × 21" D Vanities, Essentials Palette	\$699	\$929
VM2SKH2D21-__	For 15" H × 21" D Vanities, Classic Palette	\$899	\$1,199
VM2SKH2D21-__	For 15" H × 21" D Vanities, Inspire Palette	\$1,129	\$1,479
VM2SKH3D18-__	For 22-½" H × 18" D Vanities, Essentials Palette	\$979	\$1,299
VM2SKH3D18-__	For 22-½" H × 18" D Vanities, Classic Palette	\$1,179	\$1,549
VM2SKH3D18-__	For 22-½" H × 18" D Vanities, Inspire Palette	\$1,399	\$1,849
VM2SKH3D21-__	For 22-½" H × 21" D Vanities, Essentials Palette	\$979	\$1,299
VM2SKH3D21-__	For 22-½" H × 21" D Vanities, Classic Palette	\$1,179	\$1,549
VM2SKH3D21-__	For 22-½" H × 21" D Vanities, Inspire Palette	\$1,399	\$1,849
VM2SKH4D18-__	For 30" H × 18" D Vanities, Essentials Palette	\$1,179	\$1,549
VM2SKH4D18-__	For 30" H × 18" D Vanities, Classic Palette	\$1,399	\$1,849
VM2SKH4D18-__	For 30" H × 18" D Vanities, Inspire Palette	\$1,549	\$2,049
VM2SKH4D21-__	For 30" H × 21" D Vanities, Essentials Palette	\$1,179	\$1,549
VM2SKH4D21-__	For 30" H × 21" D Vanities, Classic Palette	\$1,399	\$1,849
VM2SKH4D21-__	For 30" H × 21" D Vanities, Inspire Palette	\$1,549	\$2,049

GLASS COLOR OPTIONS

Select a glass color by inserting the color code into the model number (__):

Essentials Palette:

Tinted Gray Mirror 11
White 21

Classic Palette:

Matte Sand (21"D only) 16
Matte Slate (21"D only) 17
Matte White 26
Matte Gray 27
Matte Black 28

Inspire Palette:

Satin Bronze 12
Satin White 19

continued on next page »



CARTESIAN® VANITIES

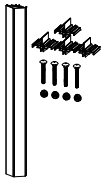
robern.com/cartesian

MODELDESCRIPTION / UPGRADE OPTIONSPRICE USDPRIE CAD

Installation Kits

Ganging Kits


For Profiles and Cartesian® Vanities



VMGKITH1	For 7-½" H Vanities	\$179	\$229
VMGKITH2	For 15" H Vanities	\$179	\$229
VMGKITH3	For 22-½" H Vanities	\$379	\$499
VMGKITH4	For 30" H Vanities	\$379	\$499

Alcove Kits

For Profiles and Cartesian Vanities



VMAKITH1	For 7-½" H Vanities	\$179	\$229
VMAKITH2	For 15" H Vanities	\$179	\$229
VMAKITH3	For 22-½" H Vanities	\$379	\$499
VMAKITH4	For 30" H Vanities	\$379	\$499

CABINETS

NICHES

LIGHTING

MIRRORS

VANITIES
CARTESIAN

CRAFT SERIES

MAGNIFICATION
MIRRORS

ACCESSORIES



VANITY TOPS



ELIMINATE THE GUESSWORK WHEN IT COMES TO PAIRING YOUR VANITY AND TOP. ROBERN'S EXPANDED VANITY TOP PROGRAM OFFERS A FULL RANGE OF PRECUT SIZES, MATERIALS, AND COLORS TO MEET THE NEEDS OF ANY SPACE WITH A PRE-CURATED SOLUTION.



Scan here to see the full Vanity Tops collection

DIMENSIONS & WEIGHT

Width:

- 13" (330 mm)
- 25" (635 mm)
- 31" (787 mm)
- 37" (940 mm)
- 43" (1092 mm)
- 49" (1245 mm)
- 61" (1549 mm)
- 73" (1854 mm)

Depth: 19" (483 mm), 22" (559 mm)

Thickness: 19/32" (15 mm) - glass;
3/4" (20 mm) - engineered stone

CONFIGURABLE OPTIONS

- Vanity Styles: dry top, center sink, left offset sink, right offset sink, double sink
- Color Options: quartz white, white zeus extreme, lyra, stone gray, lava black
- Faucet Drillings: single or three hole 8" widespread

FEATURES & BENEFITS

- A one-stop shop experience that streamlines your selection process
- Stunning glass top features rectangular integrated sink, without overflow, available in White
- Striking engineered stone tops feature a white rectangular sink, with overflow, available in White Zeus Extreme, Quartz White (White Storm), Lyra, Stone Gray (Expo Grey) and Lava Black (Tebas Black)

INSTALLATION

- Includes installation hardware and a sink

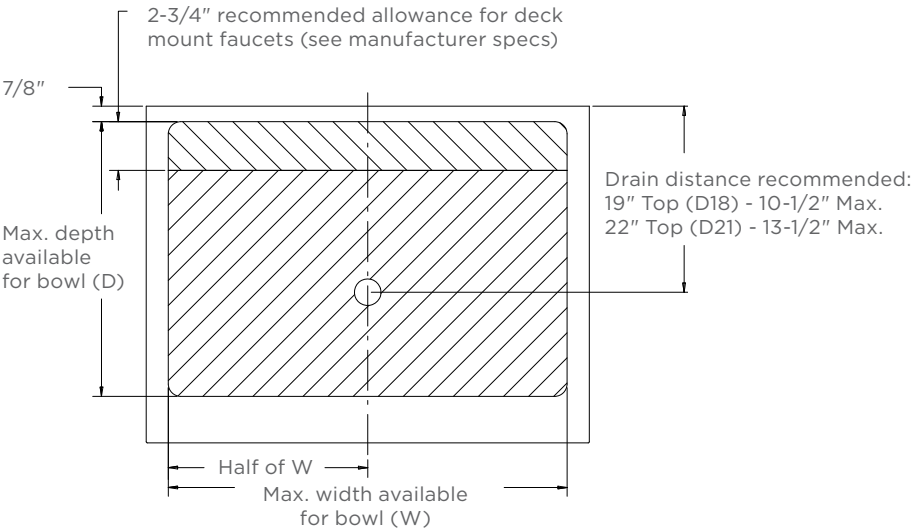


CABINETS
NICHES
LIGHTING
MIRRORS
VANITIES
VANITY TOPS
CRAFT SERIES
MAGNIFICATION MIRRORS
ACCESSORIES

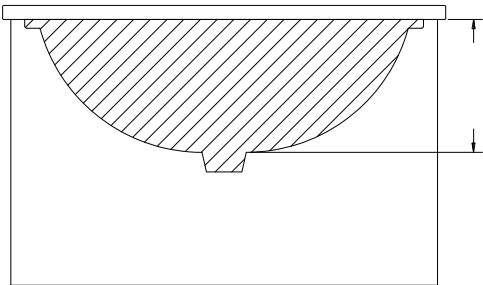
CARTESIAN & PROFILES VANITIES UNDERMOUNT BOWL SPACE AVAILABILITY

MODEL	WIDTH (W)	DEPTH (D)	HEIGHT (H)
7-1/2" (H1) Tip Out - Maximum Dimensions			
VM or VP24H1D18T	22-1/2"	13-1/2"	7-1/2"
VM or VP30H1D18T	28-1/2"	13-1/2"	7-1/2"
VM or VP36H1D18T	34-1/2"	13-1/2"	7-1/2"
VM or VP24H1D21T	22-1/2"	16-1/2"	7-1/2"
VM or VP30H1D21T	28-1/2"	16-1/2"	7-1/2"
VM or VP36H1D21T	34-1/2"	16-1/2"	7-1/2"
15" (H2) Plumbing - Maximum Dimensions			
VM or VP24H2D18P	22-1/2"	15-1/2"	7-1/2"
VM or VP30H2D18P	28-1/2"	15-1/2"	7-1/2"
VM or VP36H2D18P	34-1/2"	15-1/2"	7-1/2"
VM or VP24H2D21P	22-1/2"	18-1/2"	7-1/2"
VM or VP30H2D21P	28-1/2"	18-1/2"	7-1/2"
VM or VP36H2D21P	34-1/2"	18-1/2"	7-1/2"

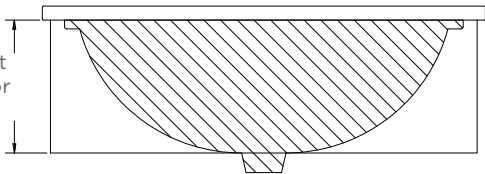
TOP DOWN VIEW OF VANITY TOP



FRONT VIEW OF 7-1/2" (H1) TIP OUT VANITY



FRONT VIEW OF 15" (H2) PLUMBING VANITY



Decorative bottle traps should be considered if plumbing will be visible to user



VANITY TOPS

robern.com/vanity-tops

	MODEL	DESCRIPTION / UPGRADE OPTIONS	PRICE USD	PRICE CAD
	No Sink	13" W x 19" D x 3/4" Thick		
	TE13G90	Lava Black, Dry Top	\$1,229	\$1,629
	TE13G91	Stone Gray, Dry Top	\$1,229	\$1,629
	TE13G92	Quartz White, Dry Top	\$1,429	\$1,899
	TE13G93	White Zeus Extreme, Dry Top	\$1,879	\$2,499
	TE13G94	Lyra, Dry Top	\$1,879	\$2,499
	No Sink	13" W x 22" D x 3/4" Thick		
	TF13G90	Lava Black, Dry Top	\$1,229	\$1,629
	TF13G91	Stone Gray, Dry Top	\$1,229	\$1,629
	TF13G92	Quartz White, Dry Top	\$1,429	\$1,899
	TF13G93	White Zeus Extreme, Dry Top	\$1,879	\$2,499
	TF13G94	Lyra, Dry Top	\$1,879	\$2,499
	Center Sink	25" W x 19" D x 1 1/2" Thick		
	TC25UCN21-1	White Glass, Single-Hole	\$1,649	\$2,199
	TC25UCN21-8	White Glass, Three-Hole	\$1,649	\$2,199
	Center Sink	25" W x 22" D x 1 1/2" Thick		
	TS25UCN21-1	White Glass, Single-Hole	\$1,649	\$2,199
	TS25UCN21-8	White Glass, Three-Hole	\$1,649	\$2,199
	Center Sink	25" W x 22" D x 3/4" Thick		
	TF25UCO90-1	Lava Black, Single-Hole	\$2,099	\$2,799
	TF25UCO90-8	Lava Black, Three-Hole	\$2,099	\$2,799
	TF25UCO91-1	Stone Gray, Single-Hole	\$2,099	\$2,799
	TF25UCO91-8	Stone Gray, Three-Hole	\$2,099	\$2,799
	TF25UCO92-1	Quartz White, Single-Hole	\$2,249	\$2,979
	TF25UCO92-8	Quartz White, Three-Hole	\$2,249	\$2,979
	TF25UCO93-1	White Zeus Extreme, Single-Hole	\$2,679	\$3,579
	TF25UCO93-8	White Zeus Extreme, Three-Hole	\$2,679	\$3,579
	TF25UCO94-1	Lyra, Single-Hole	\$2,679	\$3,579
	TF25UCO94-8	Lyra, Three-Hole	\$2,679	\$3,579
	No Sink	25" W x 19" D x 3/4" Thick		
	TE25G90	Lava Black, Dry Top	\$1,599	\$2,129
	TE25G91	Stone Gray, Dry Top	\$1,599	\$2,129
	TE25G92	Quartz White, Dry Top	\$1,779	\$2,349
	TE25G93	White Zeus Extreme, Dry Top	\$2,249	\$2,979
	TE25G94	Lyra, Dry Top	\$2,249	\$2,979
	No Sink	25" W x 22" D x 3/4" Thick		
	TF25G90	Lava Black, Dry Top	\$1,599	\$2,129
	TF25G91	Stone Gray, Dry Top	\$1,599	\$2,129
	TF25G92	Quartz White, Dry Top	\$1,779	\$2,349
	TF25G93	White Zeus Extreme, Dry Top	\$2,249	\$2,979
	TF25G94	Lyra, Dry Top	\$2,249	\$2,979

continued on next page »



VANITY TOPS

CABINETS

NICHES

LIGHTING

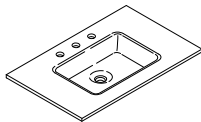
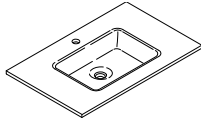
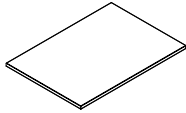
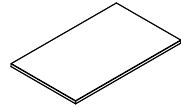
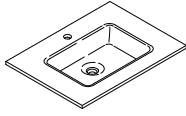
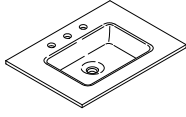
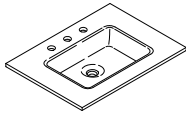
MIRRORS

VANITIES
VANITY TOPS

CRAFT SERIES

MAGNIFICATION
MIRRORS

ACCESSORIES

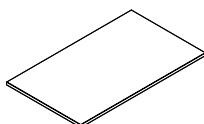
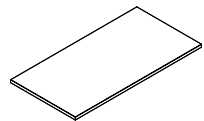
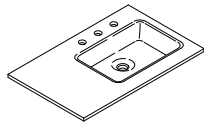
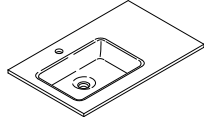


MODEL	DESCRIPTION / UPGRADE OPTIONS	PRICE USD	PRICE CAD
Center Sink			
TC31UCN21-1	31" W × 19" D × 1 ⁹ / ₃₂ " Thick White Glass, Single-Hole	\$1,849	\$2,449
TC31UCN21-8	White Glass, Three-Hole	\$1,849	\$2,449
Center Sink			
TS31UCN21-1	31" W × 22" D × 1 ⁹ / ₃₂ " Thick White Glass, Single-Hole	\$1,849	\$2,449
TS31UCN21-8	White Glass, Three-Hole	\$1,849	\$2,449
Center Sink			
TF31UCO90-1	31" W × 22" D × 3/4" Thick Lava Black, Single-Hole	\$2,249	\$2,979
TF31UCO90-8	Lava Black, Three-Hole	\$2,249	\$2,979
TF31UCO91-1	Stone Gray, Single-Hole	\$2,249	\$2,649
TF31UCO91-8	Stone Gray, Three-Hole	\$2,249	\$2,649
TF31UCO92-1	Quartz White, Single-Hole	\$2,349	\$2,799
TF31UCO92-8	Quartz White, Three-Hole	\$2,349	\$2,799
TF31UCO93-1	White Zeus Extreme, Single-Hole	\$2,849	\$3,799
TF31UCO93-8	White Zeus Extreme, Three-Hole	\$2,849	\$3,799
TF31UCO94-1	Lyra, Single-Hole	\$2,849	\$3,799
TF31UCO94-8	Lyra, Three-Hole	\$2,849	\$3,799
No Sink			
TE31G90	31" W × 19" D × 3/4" Thick Lava Black, Dry Top	\$1,779	\$2,349
TE31G91	Stone Gray, Dry Top	\$1,779	\$2,349
TE31G92	Quartz White, Dry Top	\$1,879	\$2,499
TE31G93	White Zeus Extreme, Dry Top	\$2,349	\$3,129
TE31G94	Lyra, Dry Top	\$2,349	\$3,129
No Sink			
TF31G90	31" W × 22" D × 3/4" Thick Lava Black, Dry Top	\$1,779	\$2,349
TF31G91	Stone Gray, Dry Top	\$1,779	\$2,349
TF31G92	Quartz White, Dry Top	\$1,879	\$2,499
TF31G93	White Zeus Extreme, Dry Top	\$2,349	\$3,129
TF31G94	Lyra, Dry Top	\$2,349	\$3,129
Center Sink			
TC37UCN21-1*	37" W × 19" D × 1 ⁹ / ₃₂ " Thick White Glass, Single Hole	\$2,249	\$2,979
TC37UCN21-8	White Glass, Three Hole	\$2,249	\$2,979
Center Sink			
TF37UCO90-1	37" W × 22" D × 3/4" Thick Lava Black, Single-Hole	\$2,349	\$3,129
TF37UCO90-8	Lava Black, Three-Hole	\$2,349	\$3,129
TF37UCO91-1	Stone Gray, Single-Hole	\$2,349	\$3,129
TF37UCO91-8	Stone Gray, Three-Hole	\$2,349	\$3,129
TF37UCO92-1	Quartz White, Single-Hole	\$2,549	\$3,399
TF37UCO92-8	Quartz White, Three-Hole	\$2,549	\$3,399
TF37UCO93-1	White Zeus Extreme, Single-Hole	\$2,999	\$3,999
TF37UCO93-8	White Zeus Extreme, Three-Hole	\$2,999	\$3,999
TF37UCO94-1	Lyra, Single-Hole	\$2,999	\$3,999
TF37UCO94-8	Lyra, Three-Hole	\$2,999	\$3,999

continued on next page »



VANITY TOPS

robern.com/vanity-tops


MODEL	DESCRIPTION / UPGRADE OPTIONS	PRICE USD	PRICE CAD
Left Sink			
TF37ULO90-1	Lava Black, Single-Hole	\$2,349	\$3,129
TF37ULO90-8	Lava Black, Three-Hole	\$2,349	\$3,129
TF37ULO91-1	Stone Gray, Single-Hole	\$2,349	\$3,129
TF37ULO91-8	Stone Gray, Three-Hole	\$2,349	\$3,129
TF37ULO92-1	Quartz White, Single-Hole	\$2,549	\$3,399
TF37ULO92-8	Quartz White, Three-Hole	\$2,549	\$3,399
TF37ULO93-1	White Zeus Extreme, Single-Hole	\$2,999	\$3,999
TF37ULO93-8	White Zeus Extreme, Three-Hole	\$2,999	\$3,999
TF37ULO94-1	Lyra, Single-Hole	\$2,999	\$3,999
TF37ULO94-8	Lyra, Three-Hole	\$2,999	\$3,999
Right Sink			
TF37URO90-1	Lava Black, Single-Hole	\$2,349	\$3,129
TF37URO90-8	Lava Black, Three-Hole	\$2,349	\$3,129
TF37URO91-1	Stone Gray, Single-Hole	\$2,349	\$3,129
TF37URO91-8	Stone Gray, Three-Hole	\$2,349	\$3,129
TF37URO92-1	Quartz White, Single-Hole	\$2,549	\$3,399
TF37URO92-8	Quartz White, Three-Hole	\$2,549	\$3,399
TF37URO93-1	White Zeus Extreme, Single-Hole	\$2,999	\$3,999
TF37URO93-8	White Zeus Extreme, Three-Hole	\$2,999	\$3,999
TF37URO94-1	Lyra, Single-Hole	\$2,999	\$3,999
TF37URO94-8	Lyra, Three-Hole	\$2,999	\$3,999
No Sink			
37" W × 19" D × ¾" Thick			
TE37G90	Lava Black, Dry Top	\$1,879	\$2,499
TE37G91	Stone Gray, Dry Top	\$1,879	\$2,499
TE37G92	Quartz White, Dry Top	\$2,099	\$2,799
TE37G93	White Zeus Extreme, Dry Top	\$2,549	\$3,399
TE37G94	Lyra, Dry Top	\$2,549	\$3,399
No Sink			
37" W × 22" D × ¾" Thick			
TF37G90	Lava Black, Dry Top	\$1,879	\$2,499
TF37G91	Stone Gray, Dry Top	\$1,879	\$2,499
TF37G92	Quartz White, Dry Top	\$2,099	\$2,799
TF37G93	White Zeus Extreme, Dry Top	\$2,549	\$3,399
TF37G94	Lyra, Dry Top	\$2,549	\$3,399

continued on next page »



VANITY TOPS

MODEL

DESCRIPTION / UPGRADE OPTIONS

PRICE USD

PRICE CAD

Left Sink

43" W × 22" D × ¾" Thick, 30" + 12" W Vanity

TF43ULO90-1

Lava Black, Single-Hole

\$2,679

\$3,579

TF43ULO90-8

Lava Black, Three-Hole

\$2,679

\$3,579

TF43ULO91-1

Stone Gray, Single-Hole

\$2,679

\$3,579

TF43ULO91-8

Stone Gray, Three-Hole

\$2,679

\$3,579

TF43ULO92-1

Quartz White, Single-Hole

\$2,849

\$3,799

TF43ULO92-8

Quartz White, Three-Hole

\$2,849

\$3,799

TF43ULO93-1

White Zeus Extreme, Single-Hole

\$3,329

\$4,429

TF43ULO93-8

White Zeus Extreme, Three-Hole

\$3,329

\$4,429

TF43ULO94-1

Lyra, Single-Hole

\$3,329

\$4,429

TF43ULO94-8

Lyra, Three-Hole

\$3,329

\$4,429

Right Sink

43" W × 22" D × ¾" Thick, 12" + 30" W Vanity

TF43URO90-1

Lava Black, Single-Hole

\$2,679

\$3,579

TF43URO90-8

Lava Black, Three-Hole

\$2,679

\$3,579

TF43URO91-1

Stone Gray, Single-Hole

\$2,679

\$3,579

TF43URO91-8

Stone Gray, Three-Hole

\$2,679

\$3,579

TF43URO92-1

Quartz White, Single-Hole

\$2,849

\$3,799

TF43URO92-8

Quartz White, Three-Hole

\$2,849

\$3,799

TF43URO93-1

White Zeus Extreme, Single-Hole

\$3,329

\$4,429

TF43URO93-8

White Zeus Extreme, Three-Hole

\$3,329

\$4,429

TF43URO94-1

Lyra, Single-Hole

\$3,329

\$4,429

TF43URO94-8

Lyra, Three-Hole

\$3,329

\$4,429

No Sink

43" W × 19" D × ¾" Thick

TE43G90

Lava Black, Dry Top

\$2,249

\$2,979

TE43G91

Stone Gray, Dry Top

\$2,249

\$2,979

TE43G92

Quartz White, Dry Top

\$2,349

\$3,129

TE43G93

White Zeus Extreme, Dry Top

\$2,849

\$3,799

TE43G94

Lyra, Dry Top

\$2,849

\$3,799

No Sink

43" W × 22" D × ¾" Thick

TF43G90

Lava Black, Dry Top

\$2,249

\$2,979

TF43G91

Stone Gray, Dry Top

\$2,249

\$2,979

TF43G92

Quartz White, Dry Top

\$2,349

\$3,129

TF43G93

White Zeus Extreme, Dry Top

\$2,849

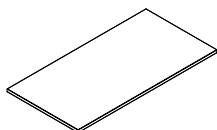
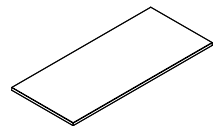
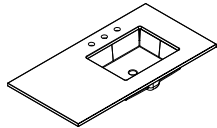
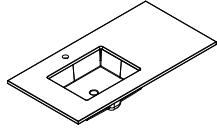
\$3,799

TF43G94

Lyra, Dry Top

\$2,849

\$3,799



CABINETS

NICHES

LIGHTING

MIRRORS

VANITIES
VANITY TOPS

CRAFT SERIES

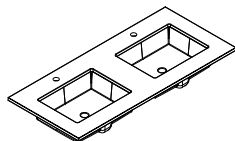
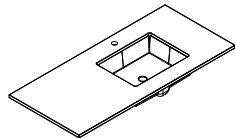
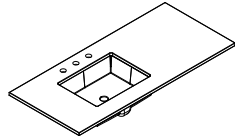
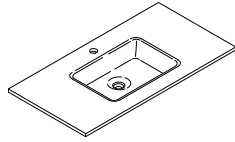
MAGNIFICATION
MIRRORS

ACCESSORIES

continued on next page »



VANITY TOPS

robern.com/vanity-tops


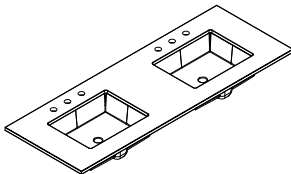
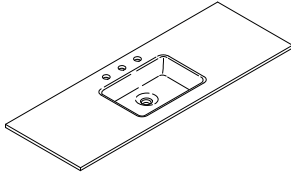
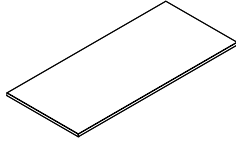
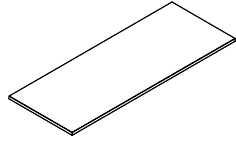
MODEL	DESCRIPTION / UPGRADE OPTIONS	PRICE USD	PRICE CAD
Center Sink			
49" W × 22" D × ¾" Thick, 12" + 24" + 12" W Vanity			
TF49UCO90-1	Lava Black, Single-Hole	\$2,849	\$3,799
TF49UCO90-8	Lava Black, Three-Hole	\$2,849	\$3,799
TF49UCO91-1	Stone Gray, Single-Hole	\$2,849	\$3,799
TF49UCO91-8	Stone Gray, Three-Hole	\$2,849	\$3,799
TF49UCO92-1	Quartz White, Single-Hole	\$2,999	\$3,999
TF49UCO92-8	Quartz White, Three-Hole	\$2,999	\$3,999
TF49UCO93-1	White Zeus Extreme, Single-Hole	\$3,649	\$4,849
TF49UCO93-8	White Zeus Extreme, Three-Hole	\$3,649	\$4,849
TF49UCO94-1	Lyra, Single-Hole	\$3,649	\$4,849
TF49UCO94-8	Lyra, Three-Hole	\$3,649	\$4,849
Left Sink			
49" W × 22" D × ¾" Thick, 36" + 12" W Vanity			
TF49ULO90-1	Lava Black, Single-Hole	\$2,849	\$3,799
TF49ULO90-8	Lava Black, Three-Hole	\$2,849	\$3,799
TF49ULO91-1	Stone Gray, Single-Hole	\$2,849	\$3,799
TF49ULO91-8	Stone Gray, Three-Hole	\$2,849	\$3,799
TF49ULO92-1	Quartz White, Single-Hole	\$2,999	\$3,999
TF49ULO92-8	Quartz White, Three-Hole	\$2,999	\$3,999
TF49ULO93-1	White Zeus Extreme, Single-Hole	\$3,649	\$4,849
TF49ULO93-8	White Zeus Extreme, Three-Hole	\$3,649	\$4,849
TF49ULO94-1	Lyra, Single-Hole	\$3,649	\$4,849
TF49ULO94-8	Lyra, Three-Hole	\$3,649	\$4,849
Right Sink			
49" W × 22" D × ¾" Thick, 12" + 36" W Vanity			
TF49URO90-1	Lava Black, Single-Hole	\$2,849	\$3,799
TF49URO90-8	Lava Black, Three-Hole	\$2,849	\$3,799
TF49URO91-1	Stone Gray, Single-Hole	\$2,849	\$3,799
TF49URO91-8	Stone Gray, Three-Hole	\$2,849	\$3,799
TF49URO92-1	Quartz White, Single-Hole	\$2,999	\$3,999
TF49URO92-8	Quartz White, Three-Hole	\$2,999	\$3,999
TF49URO93-1	White Zeus Extreme, Single-Hole	\$3,649	\$4,849
TF49URO93-8	White Zeus Extreme, Three-Hole	\$3,649	\$4,849
TF49URO94-1	Lyra, Single-Hole	\$3,649	\$4,849
TF49URO94-8	Lyra, Three-Hole	\$3,649	\$4,849
Double Sink			
49" W × 22" D × ¾" Thick, 24" + 24" W Vanity			
TF49UDO90-1D1	Lava Black, Single-Hole	\$3,649	\$4,849
TF49UDO90-8D1	Lava Black, Three-Hole	\$3,649	\$4,849
TF49UDO91-1D1	Stone Gray, Single-Hole	\$3,649	\$4,849
TF49UDO91-8D1	Stone Gray, Three-Hole	\$3,649	\$4,849
TF49UDO92-1D1	Quartz White, Single-Hole	\$3,699	\$4,899
TF49UDO92-8D1	Quartz White, Three-Hole	\$3,699	\$4,899
TF49UDO93-1D1	White Zeus Extreme, Single-Hole	\$4,429	\$5,879
TF49UDO93-8D1	White Zeus Extreme, Three-Hole	\$4,429	\$5,879
TF49UDO94-1D1	Lyra, Single-Hole	\$4,429	\$5,879
TF49UDO94-8D1	Lyra, Three-Hole	\$4,429	\$5,879

* shown

continued on next page »



VANITY TOPS



MODEL	DESCRIPTION / UPGRADE OPTIONS	PRICE USD	PRICE CAD
No Sink			
49" W × 19" D × ¾" Thick			
TE49G90	Lava Black, Dry Top	\$2,349	\$3,129
TE49G91	Stone Gray, Dry Top	\$2,349	\$3,129
TE49G92	Quartz White, Dry Top	\$2,549	\$3,399
TE49G93	White Zeus Extreme, Dry Top	\$3,199	\$4,249
TE49G94	Lyra, Dry Top	\$3,199	\$4,249
No Sink			
49" W × 22" D × ¾" Thick			
TF49G90	Lava Black, Dry Top	\$2,349	\$3,129
TF49G91	Stone Gray, Dry Top	\$2,349	\$3,129
TF49G92	Quartz White, Dry Top	\$2,549	\$3,399
TF49G93	White Zeus Extreme, Dry Top	\$3,199	\$4,249
TF49G94	Lyra, Dry Top	\$3,199	\$4,249
Center Sink			
61" W × 22" D × ¾" Thick, 12" + 36" + 12" W Vanity			
TF61UCO90-1	Lava Black, Single-Hole	\$3,199	\$4,249
TF61UCO90-8	Lava Black, Three-Hole	\$3,199	\$4,249
TF61UCO91-1	Stone Gray, Single-Hole	\$3,199	\$4,249
TF61UCO91-8	Stone Gray, Three-Hole	\$3,199	\$4,249
TF61UCO92-1	Quartz White, Single-Hole	\$3,329	\$4,429
TF61UCO92-8	Quartz White, Three-Hole	\$3,329	\$4,429
TF61UCO93-1	White Zeus Extreme, Single-Hole	\$3,699	\$4,899
TF61UCO93-8	White Zeus Extreme, Three-Hole	\$3,699	\$4,899
TF61UCO94-1	Lyra, Single-Hole	\$3,699	\$4,899
TF61UCO94-8	Lyra, Three-Hole	\$3,699	\$4,899
Double Sink			
61" W × 22" D × ¾" Thick, 30" + 30" W Vanity			
TF61UDO90-1D2	Lava Black, Single-Hole	\$3,699	\$4,899
TF61UDO90-8D2	Lava Black, Three-Hole	\$3,699	\$4,899
TF61UDO91-1D2	Stone Gray, Single-Hole	\$3,699	\$4,899
TF61UDO91-8D2	Stone Gray, Three-Hole	\$3,699	\$4,899
TF61UDO92-1D2	Quartz White, Single-Hole	\$4,129	\$5,479
TF61UDO92-8D2	Quartz White, Three-Hole	\$4,129	\$5,479
TF61UDO93-1D2	White Zeus Extreme, Single-Hole	\$4,729	\$6,199
TF61UDO93-8D2	White Zeus Extreme, Three-Hole	\$4,729	\$6,199
TF61UDO94-1D2	Lyra, Single-Hole	\$4,729	\$6,199
TF61UDO94-8D2	Lyra, Three-Hole	\$4,729	\$6,199

continued on next page »

CABINETS

NICHES

LIGHTING

MIRRORS

VANITIES
 VANITY TOPS

CRAFT SERIES

MAGNIFICATION
MIRRORS

ACCESSORIES



VANITY TOPS

robern.com/vanity-tops

CABINETS

NICHES

LIGHTING

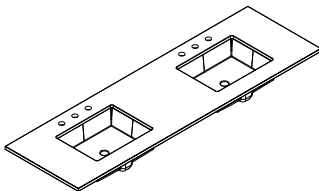
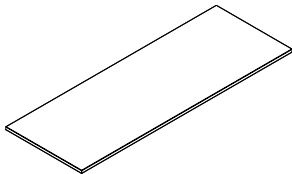
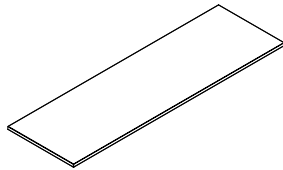
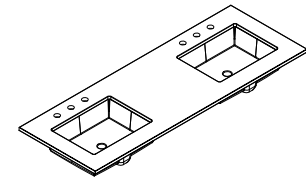
MIRRORS

VANITIES
 VANITY TOPS

CRAFT SERIES

MAGNIFICATION
MIRRORS

ACCESSORIES



MODEL	DESCRIPTION / UPGRADE OPTIONS	PRICE USD	PRICE CAD
Double Sink	61" W × 22" D × ¾" Thick, 24" + 12" + 24" W Vanity		
TF61UDO90-1D4	Lava Black, Single-Hole	\$3,699	\$4,899
TF61UDO90-8D4	Lava Black, Three-Hole	\$3,699	\$4,899
TF61UDO91-1D4	Stone Gray, Single-Hole	\$3,699	\$4,899
TF61UDO91-8D4	Stone Gray, Three-Hole	\$3,699	\$4,899
TF61UDO92-1D4	Quartz White, Single-Hole	\$4,129	\$5,479
TF61UDO92-8D4	Quartz White, Three-Hole	\$4,129	\$5,479
TF61UDO93-1D4	White Zeus Extreme, Single-Hole	\$4,729	\$6,199
TF61UDO93-8D4	White Zeus Extreme, Three-Hole	\$4,729	\$6,199
TF61UDO94-1D4	Lyra, Single-Hole	\$4,729	\$6,199
TF61UDO94-8D4	Lyra, Three-Hole	\$4,729	\$6,199
No Sink	61" W × 19" D × ¾" Thick		
TE61G90	Lava Black, Dry Top	\$2,679	\$3,579
TE61G91	Stone Gray, Dry Top	\$2,679	\$3,579
TE61G92	Quartz White, Dry Top	\$2,849	\$3,799
TE61G93	White Zeus Extreme, Dry Top	\$3,499	\$4,649
TE61G94	Lyra, Dry Top	\$3,499	\$4,649
No Sink	61" W × 22" D × ¾" Thick		
TF61G90	Lava Black, Dry Top	\$2,679	\$3,579
TF61G91	Stone Gray, Dry Top	\$2,679	\$3,579
TF61G92	Quartz White, Dry Top	\$2,849	\$3,799
TF61G93	White Zeus Extreme, Dry Top	\$3,499	\$4,649
TF61G94	Lyra, Dry Top	\$3,499	\$4,649
Double Sink	73" W × 22" D × ¾" Thick, 36" + 36" W Vanity		
TF73UDO90-1D3	Lava Black, Single-Hole	\$4,429	\$5,879
TF73UDO90-8D3	Lava Black, Three-Hole	\$4,429	\$5,879
TF73UDO91-1D3	Stone Gray, Single-Hole	\$4,429	\$5,879
TF73UDO91-8D3	Stone Gray, Three-Hole	\$4,429	\$5,879
TF73UDO92-1D3	Quartz White, Single-Hole	\$4,579	\$6,079
TF73UDO92-8D3	Quartz White, Three-Hole	\$4,579	\$6,079
TF73UDO93-1D3	White Zeus Extreme, Single-Hole	\$5,249	\$6,979
TF73UDO93-8D3	White Zeus Extreme, Three-Hole	\$5,249	\$6,979
TF73UDO94-1D3	Lyra, Single-Hole	\$5,249	\$6,979
TF73UDO94-8D3	Lyra, Three-Hole	\$5,249	\$6,979

continued on next page »



VANITY TOPS

MODEL	DESCRIPTION / UPGRADE OPTIONS	PRICE USD	PRICE CAD
Double Sink			
73" W × 22" D × ¾" Thick, 30" + 12" + 30" W Vanity			
TF73UDO90-1D5	Lava Black, Single-Hole	\$4,429	\$5,879
TF73UDO90-8D5	Lava Black, Three-Hole	\$4,429	\$5,879
TF73UDO91-1D5	Stone Gray, Single-Hole	\$4,429	\$5,879
TF73UDO91-8D5	Stone Gray, Three-Hole	\$4,429	\$5,879
TF73UDO92-1D5	Quartz White, Single-Hole	\$4,579	\$6,079
TF73UDO92-8D5	Quartz White, Three-Hole	\$4,579	\$6,079
TF73UDO93-1D5	White Zeus Extreme, Single-Hole	\$5,249	\$6,979
TF73UDO93-8D5	White Zeus Extreme, Three-Hole	\$5,249	\$6,979
TF73UDO94-1D5	Lyra, Single-Hole	\$5,249	\$6,979
TF73UDO94-8D5	Lyra, Three-Hole	\$5,249	\$6,979
Double Sink			
73" W × 22" D × ¾" Thick, 24" + 24" + 24" W Vanity			
TF73UDO90-1D6	Lava Black, Single-Hole	\$4,429	\$5,879
TF73UDO90-8D6	Lava Black, Three-Hole*	\$4,429	\$5,879
TF73UDO91-1D6	Stone Gray, Single-Hole	\$4,429	\$5,879
TF73UDO91-8D6	Stone Gray, Three-Hole	\$4,429	\$5,879
TF73UDO92-1D6	Quartz White, Single-Hole	\$4,579	\$6,079
TF73UDO92-8D6	Quartz White, Three-Hole	\$4,579	\$6,079
TF73UDO93-1D6	White Zeus Extreme, Single-Hole	\$5,249	\$6,979
TF73UDO93-8D6	White Zeus Extreme, Three-Hole	\$5,249	\$6,979
TF73UDO94-1D6	Lyra, Single-Hole	\$5,249	\$6,979
TF73UDO94-8D6	Lyra, Three-Hole	\$5,249	\$6,979
No Sink			
73" W × 19" D × ¾" Thick			
TE73G90	Lava Black, Dry Top	\$3,199	\$4,249
TE73G91	Stone Gray, Dry Top	\$3,199	\$4,249
TE73G92	Quartz White, Dry Top	\$3,329	\$4,429
TE73G93	White Zeus Extreme, Dry Top	\$3,699	\$4,899
TE73G94	Lyra, Dry Top	\$3,699	\$4,899
No Sink			
73" W × 22" D × ¾" Thick			
TF73G90	Lava Black, Dry Top	\$3,199	\$4,249
TF73G91	Stone Gray, Dry Top	\$3,199	\$4,249
TF73G92	Quartz White, Dry Top	\$3,329	\$4,429
TF73G93	White Zeus Extreme, Dry Top	\$3,699	\$4,899
TF73G94	Lyra, Dry Top	\$3,699	\$4,899

* shown

CABINETS

NICHES

LIGHTING

MIRRORS

VANITIES
VANITY TOPS

CRAFT SERIES

MAGNIFICATION
MIRRORS

ACCESSORIES

[illegible]

ACCESSORIES



CABINETS

NICHES

LIGHTING

MIRRORS

VANITIES

CRAFT SERIES



CRAFT SERIES

MAGNIFICATION
MIRRORS

ACCESSORIES





CRAFT SERIES VANITIES



BERGMAN™
see pgs. 304-305
starting at \$7,879



ALISAL™
see pgs. 306-307
starting at \$5,849



ROSEBROOK™
see pgs. 308-309
starting at \$5,079



WYNDALE™
see pgs. 310-311
starting at \$4,979



SENDAL™
see pgs. 312-313
starting at \$5,629



WILLOWMERE™
see pgs. 314-315
starting at \$4,479



SKAARSGARD™
see pgs. 316-317
starting at \$3,849



BODO™
see pgs. 318-319
starting at \$4,049

CABINETS

NICHES

LIGHTING

MIRRORS

VANITIES

CRAFT SERIES

MAGNIFICATION
MIRRORS

ACCESSORIES



CABINETS


NICHES

LIGHTING

MIRRORS

VANITIES

CRAFT SERIES VANITIES



HELDEN™
see pgs.320-321
starting at \$4,649



ISLAMORADA™
see pgs. 322-323
starting at \$3,329



SINCA™
see pgs. 324-325
starting at \$3,329

CRAFT SERIES

MAGNIFICATION
MIRRORS

ACCESSORIES

CRAFT SERIES VANITY TOPS



VANITY TOPS
see pgs.326-330
starting at \$2,029





CRAFT SERIES LINEN CABINETS



SENDAI™
see pgs. 312-313
starting at \$6,799



SKAARSGARD™
see pgs. 316-317
starting at \$5,699



ISLAMORADA™
see pgs. 322-323
starting at \$3,999



SINCA™
see pgs. 324-325
starting at \$3,999

CABINETS

NICHES

LIGHTING

MIRRORS

VANITIES

CRAFT SERIES

MAGNIFICATION
MIRRORS

ACCESSORIES



CABINETS

NICHES

LIGHTING

MIRRORS

VANITIES

CRAFT SERIES

MAGNIFICATION
MIRRORS

ACCESSORIES

CRAFT SERIES MEDICINE CABINETS



ROUND CORNER METAL
see pgs. 332-333
starting at \$1,779



THIN FRAMED METAL
see pgs. 334-335
starting at \$1,729



INDUSTRIAL METAL
see pgs. 336-337
starting at \$1,949

CRAFT SERIES MIRRORS



ROUND CORNER METAL
see pgs. 340-341
starting at \$1,229



THIN FRAMED METAL
see pgs. 342-343
starting at \$1,199



INDUSTRIAL METAL
see pgs. 344-345
starting at \$1,379



MIXED METAL
see pgs. 346
starting at \$2,179



CRAFT SERIES MIRRORS



ARCH FRAMED
see pgs. 347
starting at \$929




PILL METAL
see pgs. 348
starting at \$1,149



ROUND METAL
see pgs. 349
starting at \$2,179



ARCH METAL
see pgs. 350
starting at \$2,299



TRIPTYCH METAL
see pgs. 351
starting at \$4,879



PIVOT METAL
see pgs. 352
starting at \$2,299



CONTOUR METAL
see pgs. 353
starting at \$3,479

CABINETS

NICHES

LIGHTING

MIRRORS

VANITIES

CRAFT SERIES

MAGNIFICATION
MIRRORS

ACCESSORIES



CRAFT SERIES VANITIES PRODUCT COMPARISON GUIDE

COLLECTIONS		CRAFT SERIES BERGMAN	CRAFT SERIES ALISAL	CRAFT SERIES SENDAI	CRAFT SERIES ROSEBROOK	CRAFT SERIES WYNDALE	CRAFT SERIES WILLOWMERE	CRAFT SERIES SKAARSGARD	CRAFT SERIES BODO	CRAFT SERIES HELDEN	CRAFT SERIES ISLAMORADA	CRAFT SERIES SINCA™	VANITY TOPS
WIDTH													
24"				•				•			•	•	•
30"				•				•			•	•	•
36"		•	•	•	•	•	•	•	•	•	•	•	•
48"				•				•			•	•	•
54"													•
56"			•		•								
60"				•				•	•	•		•	•
72"						•	•						•
INSTALLATION TYPE													
Floating										•			
Freestanding		•	•	•	•	•	•	•	•		•	•	
SINK TYPE													
Center		•	•	•	•	•	•	•	•	•	•	•	•
Left Offset													•
Right Offset													•
Double				•		•	•	•	•	•		•	•
MATERIAL													
Glass													•
Wood		•	•	•	•	•	•	•	•	•	•	•	
Metal		•	•	•	•	•	•	•			•		
Stone													•
COLORS & FINISHES													
WOOD COLORS	Sand										•		
	White Oak											•	
	Natural Gray	•		•									
	Greige Oak		•										
	Light Gray Oak								•				
	Rustic Oak							•		•			
	Gray Oak				•								
	Light Burnt Oak								•				
	Honey Oak					•							
	Light Oak				•								
	Weathered Oak		•										
	Weathered Oak Drift						•						
	Walnut											•	
	Dark Burnt Oak					•							
	Drifted Matte Brown						•						
	Nori										•		
	Matte Black	•		•									

CRAFT SERIES

MAGNIFICATION MIRRORS

ACCESSORIES



CRAFT SERIES VANITIES PRODUCT COMPARISON GUIDE

COLLECTIONS		CRAFT SERIES BERGMAN	CRAFT SERIES ALISAL	CRAFT SERIES SENDAI	CRAFT SERIES ROSEBROOK	CRAFT SERIES WYNDALE	CRAFT SERIES WILLOWMERE	CRAFT SERIES SKAARS GARD	CRAFT SERIES BODO	CRAFT SERIES HELDEN	CRAFT SERIES ISLAMORADA	CRAFT SERIES SINCA™	VANITY TOPS
METAL FINISHES	Brushed Pewter	•	•	•	•	•		•					
	Matte Gold												
	Aged Brass	•		•	•	•							
	Antique Bronze		•				•						
	Iron Black						•						
VANITY TOP COLORS	Matte White							•	•				•
	White Zeus Extreme	•	•	•	•	•	•			•	•	•	•
	Quartz White										•	•	•
	White Glass												•
	Eternal Calacatta Gold	•	•	•	•	•	•			•			•
	Lyra										•	•	•
	Pietra	•	•	•	•	•	•			•			•
	Stone Gray										•	•	•
	Calypso	•	•	•	•	•	•			•			•
	Lava Black										•	•	•
	Eternal Marquina	•	•	•	•	•	•			•			•
DRAWER TYPE													
False Front			•		•	•							
Plumbing Drawer			•	•	•			•		•			
Full Drawer		•		•									
Door		•		•	•						•	•	
ADD-ON ACCESSORIES													
Glass Bins		•		•				•	•	•	•	•	
Vanity Top with Sink		•	•	•	•	•	•	•		•	•	•	
Undercounter Sink		•		•				•		•	•	•	•
LEAD TIME													
2 Weeks		•	•	•	•	•	•	•	•	•	•	•	•
4 Weeks													•

CABINETS

NICHES

LIGHTING

MIRRORS

VANITIES

CRAFT SERIES

MAGNIFICATION MIRRORS

ACCESSORIES



CRAFT SERIES LINEN CABINETS PRODUCT COMPARISON GUIDE

COLLECTIONS		CRAFT SERIES SINCA™	CRAFT SERIES ISLAMORADA™	CRAFT SERIES SENDAL™	CRAFT SERIES SKAARSGARD™
SIZE	20" x 80"	•	•	•	•
	MATERIAL				
	Wood	•	•	•	•
	Metal		•	•	•
COLORS & FINISHES					
WOOD COLORS	Sand		•		
	White Oak	•			
	Natural Gray			•	
	Rustic Oak				•
	Nori		•		
	Matte Black			•	
METAL FINISHES	Brushed Pewter			•	•
	Aged Brass		•	•	
	Antique Bronze				
	Iron Black				
DRAWER TYPE					
	Open Storage	•	•	•	•
	Full Drawer			•	•
	Door	•	•		
ADD-ON ACCESSORIES					
	Glass Bins	•	•	•	•
LEAD TIME					
	2 Weeks	•	•	•	•

CRAFT SERIES

MAGNIFICATION
MIRRORS

ACCESSORIES



CRAFT SERIES MEDICINE CABINETS PRODUCT COMPARISON GUIDE

COLLECTIONS	CRAFT SERIES ROUND CORNER METAL	CRAFT SERIES THIN FRAMED METAL	CRAFT SERIES INDUSTRIAL METAL
WIDTH			
12" - 25"	•	•	•
HEIGHT			
27" - 40"	•	•	•
41" - 50"	•		
DEPTH			
4"	•	•	•
SHAPE			
Rectangle	•	•	•
CABINET TYPE			
Framed	•	•	•
FEATURES			
Electrical Outlets	•	•	•
Interior Lighting	•	•	•
Magnetic Storage	•	•	•
Phone Holder	•	•	•
Slow-Close Hinges	•	•	•
USB Charging Ports	•	•	•

CABINETS

NICHES

LIGHTING

MIRRORS

VANITIES

CRAFT SERIES

MAGNIFICATION
MIRRORS

ACCESSORIES



CABINETS

NICHES

LIGHTING

MIRRORS

VANITIES

CRAFT SERIES

MAGNIFICATION
MIRRORS

ACCESSORIES

CRAFT SERIES MEDICINE CABINETS PRODUCT COMPARISON GUIDE

COLLECTIONS		CRAFT SERIES ROUND CORNER METAL	CRAFT SERIES THIN FRAMED METAL	CRAFT SERIES INDUSTRIAL METAL
COLORS & FINISHES				
METAL FINISHES	Polished Stainless Steel	•		
	Brushed Pewter		•	•
	Aged Brass	•	•	•
	Bronze			•
	Iron Black		•	•
	Matte Black	•		
INSTALLATION TYPE				
	Recessed	•	•	•
	Surface-Mount	•	•	•
DOOR OPENS				
	Single Swing	•	•	•
	Reversible Hinge	•	•	•
CERTIFICATIONS & CODE COMPLIANCE				
	UL/ETL	•	•	•
ADD-ON ACCESSORIES				
	IQ Digital Lock Box	•	•	•
	Magnification Mirrors	•	•	•
	PORTRAY Electric Upgrade	•	•	•
	Glass Bins	•	•	•
	Push-to-Open Kit	•	•	•
	Side Kits	•	•	•
LEAD TIME				
	2 Weeks	•	•	•



CRAFT SERIES MIRRORS PRODUCT COMPARISON GUIDE

COLLECTIONS		CRAFT SERIES ARCH FRAMED	CRAFT SERIES PILL METAL	CRAFT SERIES ROUND CORNER METAL	CRAFT SERIES THIN FRAMED METAL	CRAFT SERIES INDUSTRIAL METAL	CRAFT SERIES MIXED METAL	CRAFT SERIES ROUND METAL	CRAFT SERIES ARCH METAL	CRAFT SERIES TRIPTYCH METAL	CRAFT SERIES PIVOT METAL	CRAFT SERIES CONTOUR METAL
WIDTH												
12" - 25"		•	•	•	•	•	•		•			•
26" - 36"				•	•	•		•			•	
37" - 48"			•		•	•	•			•		
HEIGHT												
20" - 40"		•	•	•	•	•	•	•	•	•	•	•
SHAPE												
Rectangle				•	•	•	•					
Round								•				
Arched		•							•	•		
Oval			•								•	•
MIRROR TYPE												
Integrated Lighting												
Framed		•	•	•	•	•	•	•	•	•	•	•
COLORS & FINISHES												
METAL FINISHES	Polished Stainless Steel	•	•	•							•	
	Brushed Pewter				•	•	•		•	•		•
	Brass	•	•					•				
	Aged Brass			•	•	•	•		•	•		•
	Bronze					•						
	Antique Bronze						•				•	
	Iron Black				•	•	•					
	Matte Black	•	•	•								
ORIENTATION												
Portrait		•	•	•	•	•	•	•	•	•	•	•
Landscape		•	•	•	•	•	•					
LEAD TIME												
2 Weeks		•	•	•	•	•	•	•	•	•	•	•

CABINETS

NICHES

LIGHTING

MIRRORS

VANITIES

CRAFT SERIES

MAGNIFICATION
MIRRORS

ACCESSORIES



CRAFT SERIES VANITIES WORKSHEET

Example Model:

C V SM 36 221 87



Product Line **C** = Craft Series

Category **V** = Vanity

Collection

- AL** = Alisal
- BE** = Bergman
- BO** = Bodo
- HE** = Helden
- RO** = Rosebrook
- SE** = Sendai
- SK** = Skaarsgard
- SM** = Islamorada
- SN** = Sinca™
- WI** = Willowmere
- WY** = Wyndale

Width

- 24** = 24" (Sendai, Islamorada and Sinca™ only)
- 30** = 30" (Islamorada and Sinca™ only)
- 36** = 36"
- 48** = 48" (Islamorada and Sinca™ only)
- 56** = 56" (Alisal and Rosebrook only)
- 60** = 60" (Sendai, Helden, Bergman, Skaarsgard, Bodo and Sinca™ only)
- 72** = 72" (Willowmere and Wyndale only)

Wood Finish

- 201** = Natural Gray (Sendai and Bergman only)
- 202** = Greige Oak (Alisal only)
- 203** = Light Gray Oak (Bodo only)
- 204** = Rustic Oak (Helden and Skaarsgard only)
- 205** = Gray Oak (Rosebrook only)
- 206** = Light Burnt Oak (Bodo only)
- 207** = Honey Oak (Wyndale only)
- 208** = Light Oak (Rosebrook only)
- 209** = Weathered Oak (Alisal only)
- 210** = Weathered Oak Drift (Willowmere only)
- 212** = Dark Burnt Oak (Wyndale only)
- 213** = Drifted Matte Brown (Willowmere only)
- 215** = Matte Black Oak (Sendai and Bergman only)
- 217** = White Oak (Sinca™ only)
- 218** = Walnut (Sinca™ only)
- 220** = Sand (Islamorada only)
- 221** = Nori (Islamorada only)

Metal Finish

- 68** = Iron Black (Willowmere only)
- 69** = Brushed Pewter (Sendai, Bergman, Skaarsgard, Alisal, Rosebrook, and Wyndale only)
- 87** = Aged Brass (Islamorada, Sendai, Bergman, Rosebrook, and Wyndale only)
- 88** = Antique Bronze (Skaarsgard, Alisal, and Willowmere only)

CABINETS

NICHES

LIGHTING

MIRRORS

VANITIES

CRAFT SERIES

MAGNIFICATION
MIRRORS

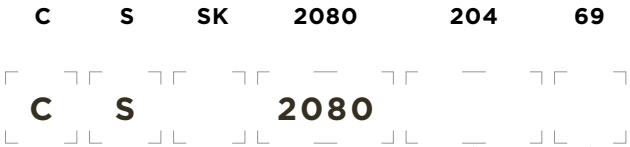
ACCESSORIES



CRAFT SERIES LINEN CABINETS WORKSHEET

robern.com/craft-series

Example Model:



Product Line	C = Craft Series
Category	S = Storage
Collection	SE = Sendai SK = Skaarsgard SM = Islamorada SN = Sinca™
Dimension	2080 = 20" × 80"
Wood Finish	201 = Natural Gray (Sendai only) 204 = Rustic Oak (Skaarsgard only) 215 = Matte Black Oak (Sendai only) 217 = White Oak (Sinca™ only) 218 = Walnut (Sinca™ only) 220 = Sand (Islamorada only) 221 = Nori (Islamorada only)
Metal Finish	69 = Brushed Pewter (Sendai, Skaarsgard and only) 87 = Aged Brass (Islamorada, Sendai and only) 88 = Antique Bronze (Skaarsgard only)

CABINETS

NICHES

LIGHTING

MIRRORS

VANITIES

CRAFT SERIES

MAGNIFICATION
MIRRORS

ACCESSORIES



BERGMAN™ VANITIES



ROUNDED OAK PANELING, CONTRASTING METAL FINISHES, AND STAINLESS STEEL SLEIGH LEGS PAY HOMAGE TO VINTAGE HOLLYWOOD GLAM.



Scan here to see the full Bergman collection

DIMENSIONS & WEIGHT

Dimensions (W X H):

- 35-7/8" x 32-7/8"
(911 mm x 835 mm)

Net Weight: 72 lbs

CONFIGURABLE OPTIONS

Colors & Finishes:

- Natural Gray with Brushed Pewter, Matte Black Oak with Aged Brass

FEATURES & BENEFITS

- Interior storage includes a full drawer and spacious open shelf
- Drawers include removable glass dividers for enhanced storage features
- Rounded oak doors with curved metal edge detail
- Stainless steel sleigh legs
- Solid stainless steel pulls
- Complements the sophisticated design elements of the Craft Series medicine cabinets and mirrors

CONSTRUCTION

- Solid wood and veneer construction
- Full plywood back panel, no cutout
- Dovetailed drawers
- Adjustable Blum soft-close hinges with 95-degree opening
- Adjustable Blum slow-close full-extension drawer slides
- Durable, moisture resistant polyurethane finish
- Adjustable leveling feet

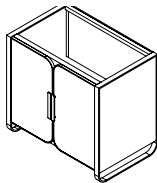
INSTALLATION

- This installation may require more than one person
- Vanity Tops with sink sold separately



BERGMAN™ VANITIES

robern.com/craft-series



MODEL	DESCRIPTION / UPGRADE OPTIONS	PRICE USD	PRICE CAD
CVBE3620169	36" W × 34" H × 23" D, Single Vanity		
	Natural Gray with Brushed Pewter		
	Vanity Base Only (35-7⁄8" W × 32-7⁄8" H × 22-7⁄8" D)	\$7,879	\$10,479
CVBE3621587	Matte Black Oak with Aged Brass		
	Vanity Base Only (35-7⁄8" W × 32-7⁄8" H × 22-7⁄8" D)	\$7,879	\$10,479

CABINETS

NICHES

LIGHTING

MIRRORS

VANITIES

CRAFT SERIES
BERGMAN

MAGNIFICATION
MIRRORS

ACCESSORIES



ALISAL™ VANITIES



RELAXED AND CONTEMPORARY WITH AN INDUSTRIAL EDGE



Scan here to see the full
Alisal collection

DIMENSIONS & WEIGHT

Dimensions (W X H):

- 36" x 33-7/8"
(914 mm x 860 mm)
- 56" x 33-7/8"
(1,422 mm x 860 mm)

Depth: 23" (584 mm)

Net Weight: 121 - 220 lbs

CONFIGURABLE OPTIONS

Colors & Finishes:

- Greige Oak with Brushed Pewter, Weathered Oak with Antique Bronze

FEATURES & BENEFITS

- Relaxed and contemporary with an industrial edge
- Top drawers are false front, middle and bottom drawers are plumbing drawers
- Removable glass drawer dividers included
- Stainless steel sleigh legs are a high-quality, hand-welded single solid piece
- Visually striking dimensional drawer fronts with dovetailed drawers
- Horizontal grain match for design consistency

CONSTRUCTION

- Solid wood and veneer construction with integrated stainless steel metalwork
- Full plywood back panel, no cutout
- Dovetailed drawers
- Adjustable Blum slow-close full-extension drawer slides
- Durable, moisture resistant polyurethane finish
- Adjustable leveling feet

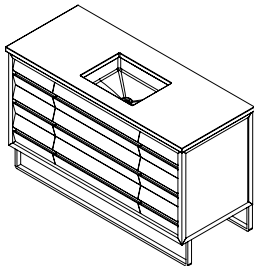
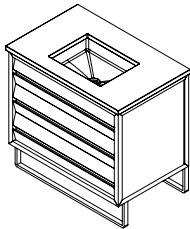
INSTALLATION

- This installation may require more than one person
- Vanity Tops and sink sold separately



ALISAL™ VANITIES

robern.com/craft-series



MODEL	DESCRIPTION / UPGRADE OPTIONS	PRICE USD	PRICE CAD
35" x 32-7/8" x 22-1/2"			
Greige Oak with Brushed Pewter			
CVAL3620269	Vanity Base Only	\$5,849	\$7,799
Weathered Oak with Antique Bronze			
CVAL3620988	Vanity Base Only	\$5,849	\$7,799
55" x 32-7/8" x 22-1/2"			
Greige Oak with Brushed Pewter			
CVAL5620269	Vanity Base Only	\$8,429	\$11,229
Weathered Oak with Antique Bronze			
CVAL5620988	Vanity Base Only	\$8,429	\$11,229

CABINETS

NICHES

LIGHTING

MIRRORS

VANITIES

CRAFT SERIES
ALISAL

MAGNIFICATION
MIRRORS

ACCESSORIES



ROSEBROOK™ VANITIES

CABINETS

NICHES

LIGHTING

MIRRORS

VANITIES

CRAFT SERIES
ROSEBROOK

MAGNIFICATION
MIRRORS

ACCESSORIES



TASTEFUL, TIMELESS ALLURE OF PARISIAN DESIGN



Scan here to see the full
Rosebrook collection

DIMENSIONS & WEIGHT

Dimensions (W X H):

- 36" x 33-¹³/₁₆"
(914 mm x 859 mm)
- 56" x 33-¹³/₁₆"
(1,422 mm x 859 mm)

Depth: 23" (584 mm)

Net Weight: 93 - 225 lbs

CONFIGURABLE OPTIONS

Colors & Finishes:

- Light Oak with Aged Brass,
- Gray Oak with Brushed Pewter

FEATURES & BENEFITS

- Inspired by the timeless sophistication of classic Parisian interiors
- Subtle, diagonal woodgrain panel detailing and bow-front doors soften the classic vanity design
- Two doors and one adjustable plumbing shelf for the 36" W; four doors and two adjustable plumbing shelves for the 56" W
- Stainless steel drawer pulls, endcaps, and metal inlay details provide dramatic contrast

CONSTRUCTION

- Solid wood and veneer construction with hand applied metal inlay in stainless steel
- Full MDF back panel
- Adjustable Blum slow-close full-extension drawer slides
- Durable, moisture resistant polyurethane finish
- Adjustable leveling feet

INSTALLATION

- This installation may require more than one person
- Vanity Tops and sink sold separately



ROSEBROOK™ VANITIES

robern.com/craft-series

CABINETS

NICHES

LIGHTING

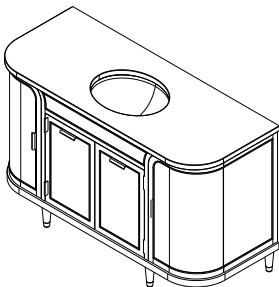
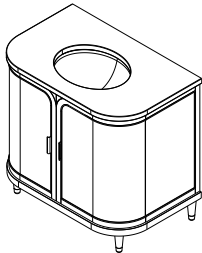
MIRRORS

VANITIES

CRAFT SERIES
ROSEBROOK

MAGNIFICATION
MIRRORS

ACCESSORIES



MODEL	DESCRIPTION / UPGRADE OPTIONS	PRICE USD	PRICE CAD
35-¾" x 32-1⅜" x 22-7⁄8"			
Gray Oak with Brushed Pewter			
CVRO3620569	Vanity Base Only	\$5,079	\$6,749
Light Oak with Aged Brass			
CVRO3620887	Vanity Base Only	\$5,079	\$6,749
55-¾" x 32-1⅜" x 22-7⁄8"			
Gray Oak with Brushed Pewter			
CVRO5620569	Vanity Base Only	\$7,529	\$10,029
Light Oak with Aged Brass			
CVRO5620887	Vanity Base Only	\$7,529	\$10,029



WYNDALE™ VANITIES



MID-CENTURY MODERN MINIMALISM



Scan here to see the full
Wyndale collection

DIMENSIONS & WEIGHT

Dimensions (W X H):

- 36" x 33-7/8"
(914 mm x 860 mm)
- 72" x 33-7/8"
(1,829 mm x 860 mm)

Depth: 23" (584 mm)

Net Weight: 110 – 236 lbs

CONFIGURABLE OPTIONS

Colors & Finishes:

- Honey Oak with Aged Brass,
Dark Burnt Oak with Brushed
Pewter

FEATURES & BENEFITS

- The reeded vertical lines epitomizes mid-century modern design principles
- Two doors and one adjustable plumbing shelf for the 36" W; four doors and drawers and two adjustable plumbing shelves for the 72" W
- Ribbed detailing on door and drawer fronts
- Mid-century inspired tapered legs with a distinctive reveal detail
- Organically shaped oval knobs add contrast to the mid-century design

CONSTRUCTION

- Solid wood and veneer construction
- Full plywood back panel, no cutout
- Adjustable Blum soft-close hinges with 110-degree opening
- Durable, moisture resistant polyurethane finish
- Adjustable leveling feet

INSTALLATION

- This installation may require more than one person
- Vanity Tops and sink sold separately



WYNDALE™ VANITIES

robern.com/craft-series

CABINETS

NICHES

LIGHTING

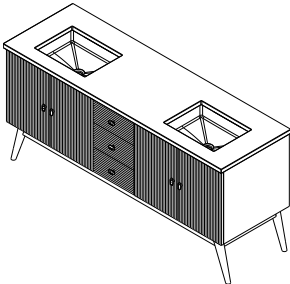
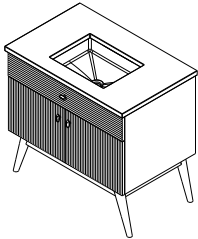
MIRRORS

VANITIES

CRAFT SERIES
WYNDALE

MAGNIFICATION
MIRRORS

ACCESSORIES



MODEL	DESCRIPTION / UPGRADE OPTIONS	PRICE USD	PRICE CAD
35" x 32-7/8" x 22-1/2"			
Honey Oak with Aged Brass			
CVWY3620787	Vanity Base Only	\$4,979	\$6,629
Dark Burnt Oak with Brushed Pewter			
CVWY3621269	Vanity Base Only	\$4,979	\$6,629
71" x 32-7/8" x 22-1/2"			
Honey Oak with Aged Brass			
CVWY7220787	Vanity Base Only	\$9,629	\$12,799
Dark Burnt Oak with Brushed Pewter			
CVWY7221269	Vanity Base Only	\$9,629	\$12,799



SENDAI™ VANITIES AND LINEN CABINETS

CABINETS

NICHES

LIGHTING

MIRRORS

VANITIES

CRAFT SERIES
SENDAI

MAGNIFICATION
MIRRORS

ACCESSORIES



THE WARMTH OF TEXTURED WOOD CONTRASTS WITH BOLD METALWORK FOR A BALANCED, HARMONIOUS DESIGN.



Scan here to see the full Sendai collection

DIMENSIONS & WEIGHT

Vanity Dimensions (W × H × D):

- 23" x 33-¹/₁₆" x 22-⁵/₈"
(584 mm x 839 mm x 574 mm)
- 29" x 33-¹/₁₆" x 22-⁵/₈"
(763 mm x 839 mm x 574 mm)
- 35" x 33-¹/₁₆" x 22-⁵/₈"
(888 mm x 839 mm x 574 mm)
- 47" x 33-¹/₁₆" x 22-⁵/₈"
(1193 mm x 839 mm x 574 mm)
- 59" x 33-¹/₁₆" x 22-⁵/₈"
(1498 mm x 839 mm x 574 mm)

Linen Cabinet Dimensions

(W × H × D):

- 20" x 80" x 16"
(508 mm x 2032 mm x 406 mm)

Net Weight: 72 – 127 lbs

CONFIGURABLE OPTIONS

Colors & Finishes:

- Natural Gray with Brushed Pewter, Matte Black Oak with Aged Brass

FEATURES & BENEFITS

- Vanity top and bottom drawers are plumbing drawers; open storage on bottom shelf
- Linen cabinet features three shelves for open storage and two storage drawers
- Beautiful integration of metal and solid wood construction
- Statement-making integrated chamfer design pulls
- Stainless steel framing and legs with aged finish coordinate with our collection of metal framed medicine cabinets and mirrors

CONSTRUCTION

- Full plywood back panel, no cutout
- Dovetailed drawers
- Adjustable Blum slow-close full-extension drawer slides
- Durable, moisture resistant polyurethane finish
- Adjustable leveling feet

INSTALLATION

- This installation may require more than one person
- Vanity Tops with sink sold separately



SENDAI™ VANITIES AND LINEN CABINETS

robern.com/craft-series

CABINETS

NICHES

LIGHTING

MIRRORS

VANITIES

CRAFT SERIES
SENDAI

MAGNIFICATION
MIRRORS

ACCESSORIES

	MODEL	DESCRIPTION / UPGRADE OPTIONS	PRICE USD	PRICE CAD
		24" W × 34" H × 23" D, Single Vanity		
		Natural Gray with Brushed Pewter		
	CVSE2420169D	Vanity Base Only (23" W × 32-7/8" H × 22-1/2" D)	\$5,629	\$7,499
		Matte Black Oak with Aged Brass		
	CVSE2421587D	Vanity Base Only (23" W × 32-7/8" H × 22-1/2" D)	\$5,629	\$7,499
		30" W × 34" H × 23" D, Single Vanity		
		Matte Black Oak with Aged Brass		
	CVSE3021587D	Vanity Base Only (29" W × 32-7/8" H × 22-1/2" D)	\$5,779	\$7,679
		36" W × 34" H × 23" D, Single Vanity		
		Natural Gray with Brushed Pewter		
	CVSE3620169D	Vanity Base Only (35" W × 32-7/8" H × 22-1/2" D)	\$6,649	\$8,829
		Matte Black Oak with Aged Brass		
	CVSE3621587D	Vanity Base Only (35" W × 32-7/8" H × 22-1/2" D)	\$6,649	\$8,829
		48" W × 34" H × 23" D, Single Vanity		
		Matte Black Oak with Aged Brass		
	CVSE4821587D	Vanity Base Only (47" W × 32-7/8" H × 22-1/2" D)	\$7,929	\$10,549
		60" W × 34" H × 23" D, Double Vanity		
		Natural Gray with Brushed Pewter		
	CVSE6020169D	Vanity Base Only (59" W × 32-7/8" H × 22-1/2" D)	\$9,349	\$12,429
		Matte Black Oak with Aged Brass		
	CVSE6021587D	Vanity Base Only (59" W × 32-7/8" H × 22-1/2" D)	\$9,349	\$12,429
		20" W × 80" H × 16" D		
	CSSE208020169	Natural Gray with Brushed Pewter	\$6,799	\$9,049
	CSSE208021587	Matte Black Oak with Aged Brass	\$6,799	\$9,049



WILLOWMERE™ VANITIES



SUBSTANTIAL FEEL OF HEIRLOOM-LIKE FURNITURE



Scan here to see the full
Willowmere collection

DIMENSIONS & WEIGHT

Dimensions (W X H):

- 36" x 33-7/8"
(914 mm x 860 mm)
- 72" x 33-7/8"
(1,829 mm x 860 mm)

Depth: 23" (584 mm)

Net Weight: 110 - 210 lbs

CONFIGURABLE OPTIONS

Colors & Finishes:

- Weathered Oak Drift with
Antique Bronze, Drifted Matte
Brown with Iron Black

FEATURES & BENEFITS

- The elegant sophistication for the ultimate bathroom retreat
- Two doors with one adjustable plumbing shelf for the 36" W; four doors with two adjustable plumbing shelves for the 72" W
- Distinctive mitered raised panel doors with matching raised panel sides
- Stainless steel ring pulls and endcaps add subtle ornamentation to the classic silhouette

CONSTRUCTION

- Solid wood and veneer construction
- Full plywood back panel, no cutout
- Adjustable Blum soft-close hinges with 110-degree opening
- Durable, moisture resistant polyurethane finish
- Adjustable leveling feet

INSTALLATION

- This installation may require more than one person
- Vanity Tops and sink sold separately



WILLOWMERE™ VANITIES

robern.com/craft-series

CABINETS

NICHES

LIGHTING


MIRRORS

VANITIES

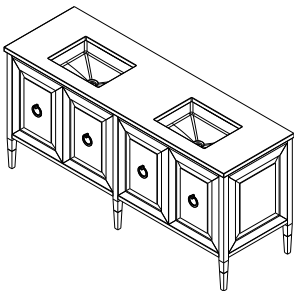
CRAFT SERIES
WILLOWMERE

MAGNIFICATION
MIRRORS

ACCESSORIES



MODEL	DESCRIPTION / UPGRADE OPTIONS	PRICE USD	PRICE CAD
	35" x 32-7/8" x 22-1/2"		
	Weathered Oak Drift with Antique Bronze		
CVWI3621088	Vanity Base Only	\$4,479	\$5,949
	Drifted Matte Brown with Iron Black		
CVWI3621368	Vanity Base Only	\$4,479	\$5,949



	71" x 32-7/8" x 22-1/2"		
	Weathered Oak Drift with Antique Bronze		
CVWI7221088	Vanity Base Only	\$7,029	\$9,349
	Drifted Matte Brown with Iron Black		
CVWI7221368	Vanity Base Only	\$7,029	\$9,349



SKAARSGARD™ VANITIES AND LINEN CABINETS

robern.com/craft-series

CABINETS

NICHES

LIGHTING

MIRRORS

VANITIES

CRAFT SERIES
SKAARSGARD

MAGNIFICATION
MIRRORS

ACCESSORIES



LIGHT OAK, BRUSHED METAL,
AND SUBTLE MITERED CORNERS
REFLECT THE CLEAN SIMPLICITY
OF NORDIC DESIGN.



Scan here to see the full
Skaarsgard collection

DIMENSIONS & WEIGHT

Vanity Dimensions (W × H × D):

- 23-5/8" × 28-3/16" × 22-3/4"
(600 mm x 715 mm x 579 mm)
- 29-5/8" × 28-3/16" × 22-3/4"
(752 mm x 715 mm x 579 mm)
- 47-5/8" × 28-3/16" × 22-3/4"
(1209 mm x 715 mm x 579 mm)

Linen Cabinet Dimensions

(W × H × D):

- 20" x 80" x 16"
(508 mm x 2032 mm x 406 mm)

Net Weight: 72 - 127 lbs

FEATURES & BENEFITS

- Available in Rustic Oak with Brushed Pewter finish
- Vanity top and bottom drawers are plumbing drawers; open storage on bottom shelf

- Vanity drawers include removable glass dividers for enhanced storage features
- Linen cabinet features three shelves for open storage and three drawers for closed storage
- Three-way mitered joinery on vanity frame
- Mitered thin frame drawer detail
- Complements the sophisticated design elements of the Craft Series medicine cabinets and mirrors

CONSTRUCTION

- Solid wood and veneer construction
- Full plywood back panel, no cutout
- Dovetailed drawers
- Pre-installed solid stainless steel hardware
- Adjustable Blum slow-close full-extension drawer slides
- Durable, moisture resistant polyurethane finish
- Adjustable leveling feet

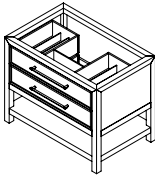
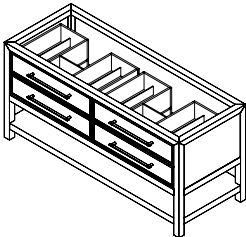
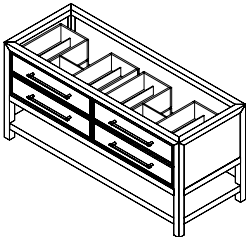
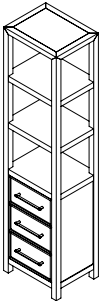
INSTALLATION

- This installation may require more than one person
- Vanity Tops with sink sold separately



SKAARSGARD™ VANITIES AND LINEN CABINETS

robern.com/craft-series

	MODEL	DESCRIPTION / UPGRADE OPTIONS	PRICE USD	PRICE CAD
		24" W × 34-1/8" H × 23" D, Single Vanity Rustic Oak with Brushed Pewter		
	CVSK2420469	Vanity Base Only (23-5/8" W × 28-3/16" H × 22-3/4" D)	\$3,849	\$5,129
		30" W × 34-1/8" H × 23" D, Single Vanity Rustic Oak with Brushed Pewter		
	CVSK3020469	Vanity Base Only (30" W × 28-3/16" H × 22-3/4" D)	\$3,979	\$5,279
		36" W × 34-1/8" H × 23" D, Single Vanity Rustic Oak with Brushed Pewter		
	CVSK3620469	Vanity Base Only (35-5/8" W × 28-3/16" H × 22-3/4" D)	\$4,049	\$5,399
		48" W × 34-1/8" H × 23" D, Single Vanity Rustic Oak with Brushed Pewter		
	CVSK4820469	Vanity Base Only (47-5/8" W × 28-3/16" H × 22-3/4" D)	\$5,679	\$7,579
		60" W × 34-1/8" H × 23" D, Double Vanity Rustic Oak with Brushed Pewter		
	CVSK6020469	Vanity Base Only (59-5/8" W × 28-3/16" H × 22-3/4" D)	\$7,199	\$9,579
		20" W × 80" H × 16" D		
	CSSK208020469	Rustic Oak with Brushed Pewter	\$5,699	\$7,599

CABINETS

NICHES

LIGHTING

MIRRORS

VANITIES

CRAFT SERIES
SKAARSGARD

MAGNIFICATION
MIRRORS

ACCESSORIES



BODO™ VANITIES



AN OPEN-CONSOLE TRUSS BEAM DESIGN EVOKES THE
RUGGED BEAUTY OF A MODERN SKI RETREAT.



Scan here to see the full
Bodo collection

DIMENSIONS & WEIGHT

Dimensions (W X H):

- 35-5/8" x 28-1/8" (905 mm x 714 mm)
- 59-5/8" x 28-1/8" (1515 mm x 714 mm)

Depth: 22-3/4" (578 mm)

Net Weight: 72 - 127 lbs

CONFIGURABLE OPTIONS

Colors & Finishes:

- Light Gray Oak, Light Burnt Oak

FEATURES & BENEFITS

- Open storage shelf with truss beam design
- 4-inch leg side profile
- Complements the sophisticated design elements of the Craft Series medicine cabinets and mirrors

CONSTRUCTION

- Solid wood and veneer construction
- Durable, moisture resistant polyurethane finish
- Adjustable leveling feet

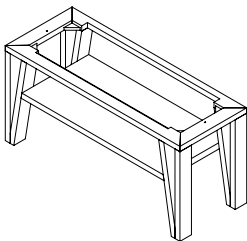
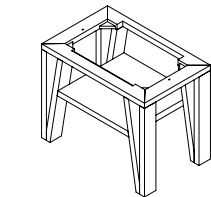
INSTALLATION

- This installation may require more than one person
- Vanity Tops with sink sold separately



BODO™ VANITIES

robern.com/craft-series



MODEL	DESCRIPTION / UPGRADE OPTIONS	PRICE USD	PRICE CAD
36" W × 34-1/8" H × 23" D, Single Vanity			
Light Gray Oak			
CVBO36203	Vanity Base Only (35-5/8" W × 28-1/8" H × 22-3/4" D)	\$4,049	\$5,399
Light Burnt Oak			
CVBO36206	Vanity Base Only (35-5/8" W × 28-1/8" H × 22-3/4" D)	\$4,049	\$5,399
60" W × 34-1/8" H × 23" D, Double Vanity			
Light Gray Oak			
CVBO60203	Vanity Base Only (59-5/8" W × 28-1/8" H × 22-3/4" D)	\$4,929	\$6,549
Light Burnt Oak			
CVBO60206	Vanity Base Only (59-5/8" W × 28-1/8" H × 22-3/4" D)	\$4,929	\$6,549

CABINETS

NICHES

LIGHTING

MIRRORS

VANITIES

CRAFT SERIES
BODO

MAGNIFICATION
MIRRORS

ACCESSORIES



HELDEN™ VANITIES

CREATE A LIGHT AND AIRY COASTAL AESTHETIC WITH HELDEN'S SOFT CURVES, CARVED DRAWER PULLS, AND MINIMALIST FLOATING INSTALLATION.



Scan here to see the full Helden collection

VANITY DIMENSIONS

(W × H × D):

Dimensions (W X H):

- 35" x 19-¼" x 22-½"
(888 mm x 488 mm x 571 mm)

Net Weight: 127 lbs

- 59" x 19-¼" x 22-½"
(1498 mm x 488 mm x 571 mm)

Net Weight: 187 lbs

CONFIGURABLE OPTIONS

Colors & Finishes:

- Rustic Oak

FEATURES & BENEFITS

- Vanity top and bottom drawers are plumbing drawers
- Drawers include removable glass dividers for enhanced storage features
- Rounded vanity frame with decorative parting line details
- Minimalist floating installation with carved, integrated drawer pulls
- Easy cleaning and space saving design
- Complements the sophisticated design elements of the Craft Series medicine cabinets and mirrors

CONSTRUCTION

- Solid wood and veneer construction
- Full plywood back panel, no cutout
- Dovetailed drawers
- Adjustable Blum slow-close full-extension drawer slides
- Durable, moisture resistant polyurethane finish
- Solid steel mounting brackets

INSTALLATION

- This installation may require more than one person
- Vanity Tops with sink sold separately



HELDEN™ VANITIES

robern.com/craft-series

	MODEL	DESCRIPTION / UPGRADE OPTIONS	PRICE USD	PRICE CAD
	CVHE36204D	36" W × 34-1⁄8" H × 23" D, Single Vanity		
		Rustic Oak		
		Vanity Base Only (35" W × 19-1⁄4" H × 22-1⁄2" D)	\$4,649	\$6,179
	CVHE60204D	60" W × 20-3⁄8" H × 23" D, Double Vanity		
		Rustic Oak		
		Vanity Base Only (59" W × 19-1⁄4" H × 22-1⁄2" D)	\$7,499	\$9,979

CABINETS

NICHES

LIGHTING

MIRRORS

VANITIES

CRAFT SERIES
HELDEN

MAGNIFICATION
MIRRORS

ACCESSORIES



ISLAMORADA™ VANITIES AND LINEN CABINETS

CABINETS

NICHES

LIGHTING

MIRRORS

VANITIES

CRAFT SERIES
ISLAMORADA

MAGNIFICATION
MIRRORS

ACCESSORIES



CREATE AN ELEVATED PERSONAL RETREAT WITH STATEMENT-MAKING STORAGE INSPIRED BY ART DECO DESIGN.



Scan here to see the full Islamorada collection

DIMENSIONS & WEIGHT

Vanity Dimensions (W × H × D):

- 24" × 32-7/8" × 21-1/2"
(610 mm × 835 mm × 546 mm)
- 30" × 32-7/8" × 21-1/2"
(762 mm × 835 mm × 546 mm)
- 36" × 32-7/8" × 21-1/2"
(915 mm × 835 mm × 546 mm)
- 48" × 32-7/8" × 21-1/2"
(1219 mm × 835 mm × 546 mm)

Linen Cabinet Dimensions

(W × H × D):

- 20" × 80" × 16"
(508 mm × 2032 mm × 406 mm)

Net Weight: 72 – 127 lbs

CONFIGURABLE OPTIONS

Colors & Finishes:

- Sand with Aged Brass,
- Nori with Aged Brass

FEATURES & BENEFITS

- Vanity interior storage includes adjustable shelving with plumbing clearance
- Linen cabinet features three shelves for open storage and an interior adjustable shelf
- Distinct stepped design accents on handles and legs
- Complements the sophisticated design elements of the Craft Series medicine cabinets and mirrors

CONSTRUCTION

- Engineered wood and plywood construction
- Full plywood back panel, no cutout
- Pre-installed corrosion resistant decorative hardware
- Adjustable Blum soft-close hinges with 110-degree opening
- Adjustable leveling feet

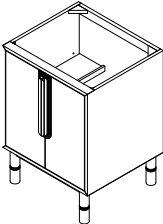
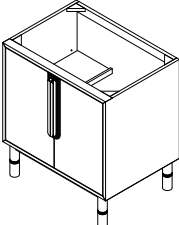
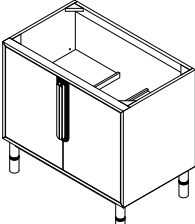
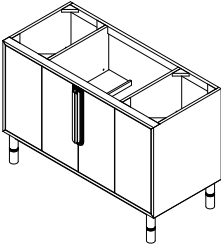
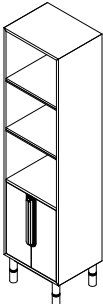
INSTALLATION

- This installation may require more than one person
- Vanity Tops with sink sold separately



ISLAMORADA™ VANITIES AND LINEN CABINETS

robern.com/craft-series

	MODEL	DESCRIPTION / UPGRADE OPTIONS	PRICE USD	PRICE CAD
		24" W × 34" H × 23" D, Single Vanity		
		Sand with Aged Brass		
	CVSM2422087	24" W × 32-7/8" H × 21-1/2" D, Vanity Base Only	\$3,329	\$4,429
	CVSM2422187	Nori with Aged Brass 24" W × 32-7/8" H × 21-1/2" D, Vanity Base Only	\$3,329	\$4,429
		30" W × 34" H × 23" D, Single Vanity		
		Sand with Aged Brass		
	CVSM3022087	30" W × 32-7/8" H × 21-1/2" D, Vanity Base Only	\$3,449	\$4,579
	CVSM3022187	Nori with Aged Brass 30" W × 32-7/8" H × 21-1/2" D, Vanity Base Only	\$3,449	\$4,579
		36" W × 34" H × 23" D, Single Vanity		
		Sand with Aged Brass		
	CVSM3622087	36" W × 32-7/8" H × 21-1/2" D, Vanity Base Only	\$3,729	\$4,949
	CVSM3622187	Nori with Aged Brass 36" W × 32-7/8" H × 21-1/2" D, Vanity Base Only	\$3,729	\$4,949
		48" W × 34" H × 23" D, Single Vanity		
		Sand with Aged Brass		
	CVSM4822087	48" W × 32-7/8" H × 21-1/2" D, Vanity Base Only	\$5,779	\$7,679
	CVSM4822187	Nori with Aged Brass 48" W × 32-7/8" H × 21-1/2" D, Vanity Base Only	\$5,779	\$7,679
		20" W × 80" H × 16" D		
	CSSM208022087	Sand with Aged Brass	\$3,999	\$5,319
	CSSM208022187	Nori with Aged Brass	\$3,999	\$5,319

CABINETS

NICHES

LIGHTING

MIRRORS

VANITIES

CRAFT SERIES
ISLAMORADAMAGNIFICATION
MIRRORS

ACCESSORIES



SINCA™ VANITIES AND LINEN CABINETS

CABINETS

NICHES

LIGHTING

MIRRORS

VANITIES

CRAFT SERIES
SINCA

MAGNIFICATION
MIRRORS

ACCESSORIES



VERTICAL LOUVERS AND RICH WOOD FINISHES ADD WARMTH, TEXTURE, AND THE TIMELESS APPEAL OF MIDCENTURY DESIGN.



Scan here to see the full Sinca™ collection

DIMENSIONS & WEIGHT

Vanity Dimensions (W x H x D):

- 24-¹/₄" x 32-⁷/₈" x 21-¹/₂"
(616 mm x 835 mm x 546 mm)
- 30" x 32-⁷/₈" x 21-¹/₂"
(762 mm x 835 mm x 546 mm)
- 36" x 32-⁷/₈" x 21-¹/₂"
(915 mm x 835 mm x 546 mm)
- 48" x 32-⁷/₈" x 21-¹/₂"
(1219 mm x 835 mm x 546 mm)
- 60" x 32-⁷/₈" x 21-¹/₂"
(1524 mm x 835 mm x 546 mm)

Linen Cabinet Dimensions

(W x H x D):

- 20" x 80" x 16"
(508 mm x 2032 mm x 406 mm)

Net Weight: 72 - 127 lbs

CONFIGURABLE OPTIONS

Colors & Finishes:

- White Oak, Walnut

FEATURES & BENEFITS

- Vanity interior storage includes adjustable shelving with plumbing clearance
- Linen cabinet features three shelves for open storage and an interior adjustable shelf
- Distinct louvered door front details
- Taper legs with stretcher support for increased strength
- Complements the sophisticated design elements of the Craft Series medicine cabinets and mirrors

CONSTRUCTION

- Solid wood and veneer construction
- Full plywood back panel, no cutout
- Adjustable Blum soft-close hinges with 92-degree opening
- Adjustable leveling feet

INSTALLATION

- This installation may require more than one person
- Vanity Tops with sink sold separately



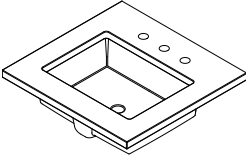
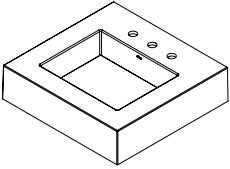
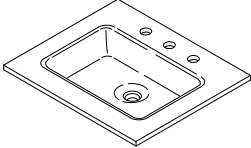
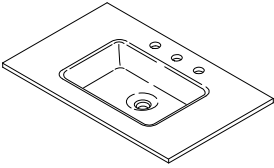
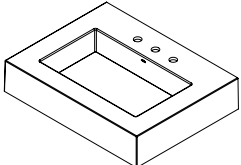
SINCA™ VANITIES AND LINEN CABINETS

robern.com/craft-series

	MODEL	DESCRIPTION / UPGRADE OPTIONS	PRICE USD	PRICE CAD
		24" W × 34" H × 23" D, Single Vanity		
		White Oak		
	CVSN24217	24" W x 32-7/8" H x 21-1/2" D, Vanity Base Only	\$3,329	\$4,429
	CVSN24218	Walnut 24" W x 32-7/8" H x 21-1/2" D, Vanity Base Only	\$3,329	\$4,429
		30" W × 34" H × 23" D, Single Vanity		
		White Oak		
	CVSN30217	30" W x 32-7/8" H x 21-1/2" D, Vanity Base Only	\$3,449	\$4,579
	CVSN30218	Walnut 30" W x 32-7/8" H x 21-1/2" D, Vanity Base Only	\$3,449	\$4,579
		36" W × 34" H × 23" D, Single Vanity		
		White Oak		
	CVSN36217	36" W x 32-7/8" H x 21-1/2" D, Vanity Base Only	\$3,729	\$4,949
	CVSN36218	Walnut 36" W x 32-7/8" H x 21-1/2" D, Vanity Base Only	\$3,729	\$4,949
		48" W × 34" H × 23" D, Single Vanity		
		White Oak		
	CVSN48217	48" W x 32-7/8" H x 21-1/2" D, Vanity Base Only	\$5,779	\$7,679
	CVSN48218	Walnut 48" W x 32-7/8" H x 21-1/2" D, Vanity Base Only	\$5,779	\$7,679
		60" W × 34" H × 23" D, Double Vanity		
		White Oak		
	CVSN60217	60" W x 32-7/8" H x 21-1/2" D, Vanity Base Only	\$6,499	\$8,629
	CVSN60218	Walnut 60" W x 32-7/8" H x 21-1/2" D, Vanity Base Only	\$6,499	\$8,629
		20" W × 80" H × 16" D		
		White Oak		
	CSSN2080217		\$3,999	\$5,319
	CSSN2080218	Walnut	\$3,999	\$5,319



CRAFT SERIES VANITY TOPS

	MODEL	DESCRIPTION / UPGRADE OPTIONS	PRICE USD	PRICE CAD
For Sendai				
	Center Sink	24" W × 1-1/8" H × 23" D		
	TA24UCO93-8CS1	White Zeus Extreme Vanity Top	\$2,029	\$2,679
	TA24UCO96-8CS1	Pietra Vanity Top	\$2,179	\$2,899
	TA24UCO97-8CS1	Calypso Vanity Top	\$2,279	\$3,029
	TA24UCO100-8CS1	Eternal Calacatta Gold Vanity Top	\$2,279	\$3,029
	TA24UCO95-8CS1	Eternal Marquina Vanity Top	\$2,549	\$3,399
For Skaarsgard				
	Center Sink	24" W × 1-1/8" H × 23" D		
	TA24MCO102-8CS8	Matte White Integrated Basin	\$2,229	\$2,949
For Sinca™ and Islamorada				
	Center Sink	25" W × 22" D × 3/4" Thick		
	TB25UCO90-1	Lava Black, Single-Hole	\$2,099	\$2,799
	TB25UCO90-8	Lava Black, Three-Hole	\$2,099	\$2,799
	TB25UCO91-1	Stone Gray, Single-Hole	\$2,099	\$2,799
	TB25UCO91-8	Stone Gray, Three-Hole	\$2,099	\$2,799
	TB25UCO92-1	Quartz White, Single-Hole	\$2,249	\$2,979
	TB25UCO92-8	Quartz White, Three-Hole	\$2,249	\$2,979
	TB25UCO93-1	White Zeus Extreme, Single-Hole	\$2,679	\$3,579
	TB25UCO93-8	White Zeus Extreme, Three-Hole	\$2,679	\$3,579
	TB25UCO94-1	Lyra, Single-Hole	\$2,679	\$3,579
	Center Sink	31" W × 22" D × 3/4" Thick		
	TB31UCO90-1	Lava Black, Single-Hole	\$2,249	\$2,979
	TB31UCO90-8	Lava Black, Three-Hole	\$2,249	\$2,979
	TB31UCO91-1	Stone Gray, Single-Hole	\$2,249	\$2,979
	TB31UCO91-8	Stone Gray, Three-Hole	\$2,249	\$2,979
	TB31UCO92-1	Quartz White, Single-Hole	\$2,349	\$3,129
	TB31UCO92-8	Quartz White, Three-Hole	\$2,349	\$3,129
	TB31UCO93-1	White Zeus Extreme, Single-Hole	\$2,849	\$3,799
	TB31UCO93-8	White Zeus Extreme, Three-Hole	\$2,849	\$3,799
	TB31UCO94-1	Lyra, Single-Hole	\$2,849	\$3,799
	Center Sink	30" W × 6" H × 23" D		
	TA30MCO102-8CS8	Matte White Integrated Basin	\$2,349	\$3,129

continued on next page »

 CRAFT SERIES
VANITY TOPS

 MAGNIFICATION
MIRRORS

ACCESSORIES

CABINETS

NICHES

LIGHTING

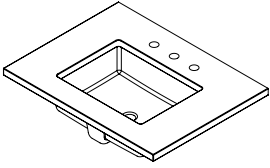
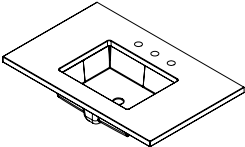
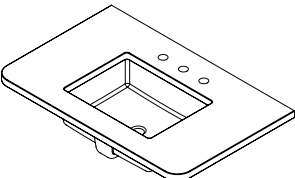
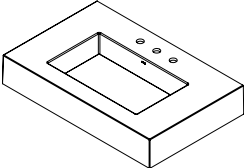
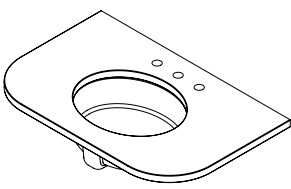
MIRRORS

VANITIES



CRAFT SERIES VANITY TOPS

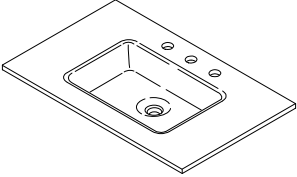
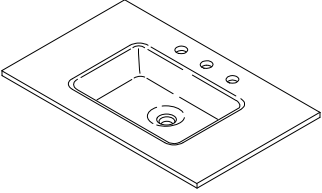
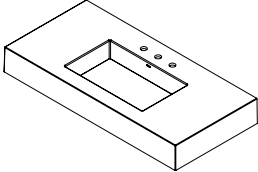
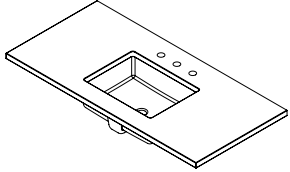
robern.com/craft-series

	MODEL	DESCRIPTION / UPGRADE OPTIONS	PRICE USD	PRICE CAD
For Sendai				
	Center Sink	30" W × 1-1/8" H × 23" D		
	TA30UCO93-8CS1	White Zeus Extreme Vanity Top	\$2,629	\$3,499
	TA30UCO95-8CS1	Eternal Marquina Vanity Top	\$2,899	\$2,899
	TA30UCO96-8CS1	Pietra Vanity Top	\$2,549	\$2,549
	TA30UCO97-8CS1	Calypso Vanity Top	\$2,649	\$2,649
	TA30UCO100-8CS1	Eternal Calacatta Gold Vanity Top	\$3,049	\$4,079
For Sendai, Bergman				
	Center Sink	36" W × 1-1/8" H × 23" D		
	TA36UCO93-8CS2	White Zeus Extreme Vanity Top	\$2,779	\$3,699
	TA36UCO96-8CS2	Pietra Vanity Top	\$3,029	\$4,029
	TA36UCO97-8CS2	Calypso Vanity Top	\$3,199	\$4,249
	TA36UCO100-8CS2	Eternal Calacatta Gold Vanity Top	\$3,199	\$4,249
	TA36UCO95-8CS2	Eternal Marquina Vanity Top	\$3,499	\$4,649
For Helden™				
	Center Sink	36" W × 1-1/8" H × 23" D		
	TA36UCO93-8CS6	White Zeus Extreme Vanity Top	\$2,779	\$3,699
	TA36UCO96-8CS6	Pietra Vanity Top	\$3,029	\$4,029
	TA36UCO97-8CS6	Calypso Vanity Top	\$3,199	\$4,249
	TA36UCO100-8CS6	Eternal Calacatta Gold Vanity Top	\$3,199	\$4,249
	TA36UCO95-8CS6	Eternal Marquina Vanity Top	\$3,499	\$4,649
For Skaarsgard and Bodo				
	Center Sink	36" W × 6" H × 23" D		
	TA36MCO102-8CS8	Matte White Integrated Basin	\$2,449	\$3,279
For Rosebrook				
	Center Sink	36" W × 1-1/8" H × 23" D		
	TA36UCO93-8CR1	Top, Rosebrook 36, White Zeus Extreme	\$2,829	\$3,779
	TA36UCO95-8CR1	Top, Rosebrook 36, Eternal Marquina	\$3,179	\$3,179
	TA36UCO96-8CR1	Top, Rosebrook 36, Pietra	\$3,179	\$4,199
	TA36UCO97-8CR1	Top, Rosebrook 36, Calypso	\$3,399	\$4,499
	TA36UCO100-8CR1	Top, Rosebrook 36, Eternal Calactta Gold	\$3,399	\$4,499

continued on next page »



CRAFT SERIES VANITY TOPS

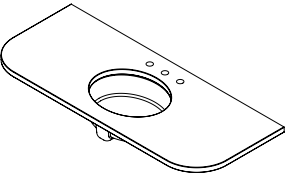
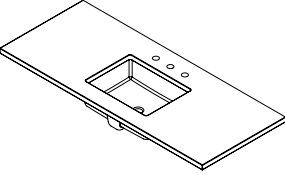
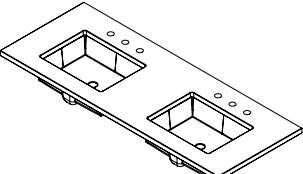
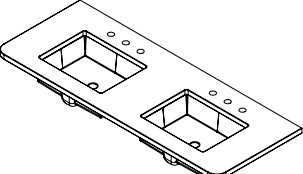
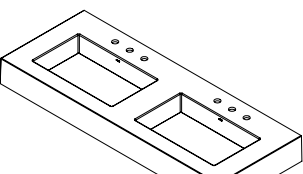
	MODEL	DESCRIPTION / UPGRADE OPTIONS	PRICE USD	PRICE CAD
	For Sinca™ and Islamorada			
	Center Sink	37" W × 22" D × ¾" Thick		
	TB37UCO90-1	Lava Black, Single-Hole	\$2,349	\$3,129
	TB37UCO90-8	Lava Black, Three-Hole	\$2,349	\$3,129
	TB37UCO91-1	Stone Gray, Single-Hole	\$2,349	\$3,129
	TB37UCO91-8	Stone Gray, Three-Hole	\$2,349	\$3,129
	TB37UCO92-1	Quartz White, Single-Hole	\$2,549	\$3,399
	TB37UCO92-8	Quartz White, Three-Hole	\$2,549	\$3,399
	TB37UCO93-1	White Zeus Extreme, Single-Hole	\$2,999	\$3,999
	TB37UCO93-8	White Zeus Extreme, Three-Hole	\$2,999	\$3,999
	TB37UCO94-1	Lyra, Single-Hole	\$2,999	\$3,999
	TB37UCO94-8	Lyra, Three-Hole	\$2,999	\$3,999
	Center Sink	49" W × 22" D × ¾" Thick		
	TB49UCO90-1	Lava Black, Single-Hole	\$2,849	\$3,799
	TB49UCO90-8	Lava Black, Three-Hole	\$2,849	\$3,799
	TB49UCO91-1	Stone Gray, Single-Hole	\$2,849	\$3,799
	TB49UCO91-8	Stone Gray, Three-Hole	\$2,849	\$3,799
	TB49UCO92-1	Quartz White, Single-Hole	\$2,999	\$3,999
	TB49UCO92-8	Quartz White, Three-Hole	\$2,999	\$3,999
	TB49UCO93-1	White Zeus Extreme, Single-Hole	\$3,649	\$4,849
	TB49UCO93-8	White Zeus Extreme, Three-Hole	\$3,649	\$4,849
	TB49UCO94-1	Lyra, Single-Hole	\$3,649	\$4,849
	TB49UCO94-8	Lyra, Three-Hole	\$3,649	\$4,849
	For For Skaarsgard			
	Center Sink	48" W × 6" H × 23" D		
	TA48MCO102-8CS8	Matte White Integrated Basin	\$2,849	\$3,799
	For For For Sendai			
	Center Sink	48" W × 1-½" H × 23" D		
	TA48UCO93-8CS2	White Zeus Extreme Vanity Top	\$3,329	\$3,329
	TA48UCO95-8CS2	Eternal Marquina Vanity Top	\$3,879	\$3,879
	TA48UCO96-8CS2	Pietra Vanity Top	\$3,529	\$3,529
	TA48UCO97-8CS2	Calypso Vanity Top	\$4,179	\$5,549
	TA48UCO100-8CS2	Eternal Calacatta Gold Vanity Top	\$4,049	\$5,399
	For Rosebrook			

continued on next page »



CRAFT SERIES VANITY TOPS

robern.com/craft-series

	MODEL	DESCRIPTION / UPGRADE OPTIONS	PRICE USD	PRICE CAD
	Center Sink	56" W × 1-1/8" H × 23" D		
	TA56UCO93-8CR1	White Zeus Extreme Vanity Top	\$4,929	\$6,549
	TA56UCO95-8CR1	Eternal Marquina Vanity Top	\$5,399	\$5,399
	TA56UCO96-8CR1	Pietra Vanity Top	\$5,249	\$6,899
	TA56UCO97-8CR1	Calypso Vanity Top	\$5,699	\$7,599
	TA56UCO100-8CR1	Eternal Calacatta Gold Vanity Top	\$5,699	\$7,599
For Allisal				
	Center Sink	56" W × 1-1/8" H × 23" D		
	TA56UCO93-8CS2	White Zeus Extreme Vanity Top	\$4,579	\$6,079
	TA56UCO95-8CS2	Eternal Marquina Vanity Top	\$5,929	\$7,899
	TA56UCO96-8CS2	Pietra Vanity Top	\$4,479	\$4,479
	TA56UCO97-8CS2	Calypso Vanity Top	\$4,729	\$4,729
	TA56UCO100-8CS2	Eternal Calacatta Gold Vanity Top	\$5,449	\$7,279
For Sendai				
	Double Sink	60" W × 1-1/8" H × 23" D		
	TA60UDO93-8CS3	White Zeus Extreme Vanity Top	\$4,529	\$6,029
	TA60UDO96-8CS3	Pietra Vanity Top	\$4,949	\$6,599
	TA60UDO97-8CS3	Calypso Vanity Top	\$5,179	\$6,899
	TA60UDO100-8CS3	Eternal Calacatta Gold Vanity Top	\$5,249	\$6,979
	TA60UDO95-8CS3	Eternal Marquina Vanity Top	\$5,749	\$7,649
For Helden				
	Double Sink	60" W × 1-1/8" H × 23" D		
	TA60UDO93-8CS7	White Zeus Extreme Vanity Top	\$4,529	\$6,029
	TA60UDO96-8CS7	Pietra Vanity Top	\$4,949	\$6,599
	TA60UDO97-8CS7	Calypso Vanity Top	\$5,179	\$6,899
	TA60UDO100-8CS7	Eternal Calacatta Gold Vanity Top	\$5,249	\$6,979
	TA60UDO95-8CS7	Eternal Marquina Vanity Top	\$5,749	\$7,649
For Skaarsgard and Bodo				
	Double Sink	60" W × 6" H × 23" D		
	TA60MDO102-8CS9	Matte White Integrated Basin	\$3,329	\$4,429

CABINETS

NICHERS

LIGHTING

MIRRORS

VANITIES

CRAFT SERIES
VANITY TOPS

MAGNIFICATION
MIRRORS

ACCESSORIES



CABINETS

NICHES

LIGHTING

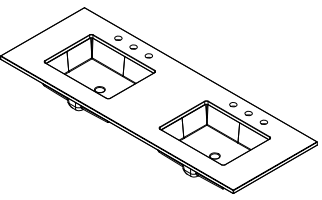
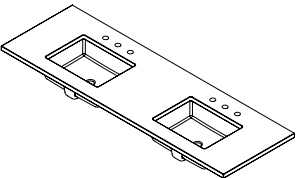
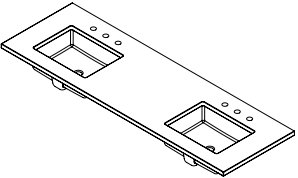
MIRRORS

VANITIES

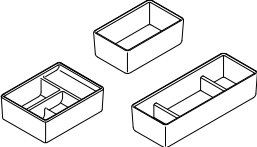
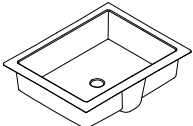
CRAFT SERIES
VANITY TOPS

MAGNIFICATION
MIRRORS

ACCESSORIES

For Sinca™ and Islamorada				
	Double Sink	61" W × 22" D × ¾" Thick		
	TB61UDO90-1D2	Lava Black, Single-Hole	\$3,699	\$4,899
	TB61UDO90-8D2	Lava Black, Three-Hole	\$3,699	\$4,899
	TB61UDO91-1D2	Stone Gray, Single-Hole	\$3,699	\$4,899
	TB61UDO91-8D2	Stone Gray, Three-Hole	\$3,699	\$4,899
	TB61UDO92-1D2	Quartz White, Single-Hole	\$4,129	\$5,479
	TB61UDO92-8D2	Quartz White, Three-Hole	\$4,129	\$5,479
	TB61UDO93-1D2	White Zeus Extreme, Single-Hole	\$4,729	\$6,199
	TB61UDO93-8D2	White Zeus Extreme, Three-Hole	\$4,729	\$6,199
	TB61UDO94-1D2	Lyra, Single-Hole	\$4,729	\$6,199
	TB61UDO94-8D2	Lyra, Three-Hole	\$4,729	\$6,199
For Willowmere				
	Double Sink	72" W × 1-½" H × 23" D		
	TA72UDO93-8WM1	White Zeus Extreme Vanity Top	\$4,929	\$4,929
	TA72UDO95-8WM1	Eternal Marquina Vanity Top	\$6,199	\$6,199
	TA72UDO96-8WM1	Pietra Vanity Top	\$5,399	\$5,399
	TA72UDO97-8WM1	Calypso Vanity Top	\$5,699	\$5,699
	TA72UDO100-8WM1	Eternal Calacatta Gold Vanity Top	\$6,579	\$8,749
For Wyndale				
	Double Sink	72" W × 1-½" H × 23" D		
	TA72UDO93-8WD1	White Zeus Extreme Vanity Top	\$4,929	\$4,929
	TA72UDO95-8WD1	Eternal Marquina Vanity Top	\$6,199	\$6,199
	TA72UDO96-8WD1	Pietra Vanity Top	\$5,399	\$5,399
	TA72UDO97-8WD1	Calypso Vanity Top	\$5,699	\$5,699
	TA72UDO100-8WD1	Eternal Calacatta Gold Vanity Top	\$6,379	\$8,499

VANITY AND LINEN CABINET ACCESSORIES

	MODEL	DESCRIPTION / UPGRADE OPTIONS	PRICE USD	PRICE CAD
	Glass Bins For all Vanities and Linen Cabinets			
	GLASSBIN5.25	3-¼" W × 5-¼" H × 2-½" D	\$60	\$80
	GLASSBIN6.38	4-7⁄8" W × 6-3⁄8" H × 2-½" D	\$60,4	\$80,3
	GLASSBIN8.5	3-¼" W × 8-½" H × 2-½" D	\$60,4	\$80,3
	Undercounter Sink for Custom Craft Series Tops Includes Mounting Brackets			
	LAV2UM-101	17-¼" × 13" L × 5" D, White	\$629	\$829



CRAFT SERIES MEDICINE CABINETS WORKSHEET

robern.com/craft-series

CABINETS

NICHES

LIGHTING

MIRRORS

VANITIES

CRAFT SERIES
MEDICINE CABINETS

MAGNIFICATION
MIRRORS

ACCESSORIES

Example Model:

C C 2030 D4 ND 34 SC



Product Line	C = Craft Series
Category	C = Cabinet
Dimensions	2030 = 20" W × 30" H (Thin Framed and Industrial Metal Cabinet only) 2034 = 20" W × 34" H (Round Corner Metal Cabinet only) 2440 = 24" W × 40" H (Thin Framed and Industrial Metal Cabinet only) 2444 = 24" W × 44" H (Round Corner Metal Cabinet only)
Depth	D4 = 4"
Collection	ND = Industrial Metal Cabinet RC = Round Corner Metal Cabinet TF = Thin Framed Metal Cabinet
Metal Finish	34 = Iron Black with Brushed Pewter (Industrial Metal Cabinet only) 35 = Bronze with Aged Brass (Industrial Metal Cabinet only) 68 = Iron Black (Thin Framed Metal Cabinet only) 69 = Brushed Pewter (Thin Framed Metal Cabinet only) 83 = Matte Black (Round Corner Metal Cabinet only) 84 = Polished Stainless Steel (Round Corner Metal Cabinet only) 87 = Aged Brass (Round Corner and Thin Framed Metal Cabinet only)
Upgrade Options	SC = Standard Offering (Slow-Close Hinges) TU = Electric Upgrade (Magnetic Strip, Interior Lighting, USB Charging Ports, Electrical Outlets, Phone Holder)



ROUND CORNER METAL MEDICINE CABINETS



SOFT CORNERS AND BRUSHED METAL FINISHES
EVOKE A SENSE OF WARMTH AND BALANCE IN
YOUR BATHROOM DESIGN.



Scan here to see the full
Craft Series collection

DIMENSIONS

Dimensions:

- 19-1/4" x 34-1/4"
(489 mm x 870 mm)
- 23-1/4" x 43-5/8"
(591 mm x 1108 mm)

Depth: 4-3/4" (121 mm) -
recessed cabinet depth

CONFIGURABLE OPTIONS

Upgrade Options:

- Standard: Slow-Close Hinges
- Electric Upgrade: Magnetic Strip, Interior Lighting, USB Charging Ports, Electrical Outlets, Phone Holder

Colors & Finishes:

- Polished Stainless Steel, Aged Brass, Matte Black

FEATURES & BENEFITS

- Soft corners and brushed metal finishes evoke a sense of warmth and balance in your bathroom design
- Cantilever Shelves feature hidden adjustment holes for a clean and custom-built appearance
- Slow-close hinges prevent

slamming, reduce wear and tear on your cabinet, and ensure a soft closure every time

- Electric Upgrade:
 - Electric Upgrade accessories designed in a complementary color to match interior and coordinates together for optimal storage and functionality solutions
 - Power when and where you need it most with PORTRAY Electric Upgrade, featuring two USB charging ports (total output 4.2 A, 5V) and one 15A, 120VAC tamper resistant outlet (2 plugs), to provide power for items such as electric razors and curling irons. Location of USB charging ports and outlet is customer configurable (left or right side of accessory)
 - Interior cabinet light turns on when the door is open and off when it is closed, making it easy to find items even when your room is dark. The sensor controlled, low wattage interior LED light is available with the PORTRAY Electric Upgrade and features a warm white (3000K) for a relaxing tone
 - Phone holder is available on the front of the PORTRAY Electric Upgrade by providing a shelf to house the phone while plugged into the USB charging port
 - Magnetic Storage area on the PORTRAY Electric Upgrade allows for convenient access to small metal implements and to simplify your daily routine with quick access. Location of magnetic storage is customer configurable (left or right side of accessory)
- Constructed to operate in high humidity or damp spaces. PORTRAY Electric Upgrade is ETL Certified for damp locations to UL 1598, CSA Standard C22.2, No. 68

CONSTRUCTION

- Durable rust-free anodized aluminum and glass construction - resists intense moisture, ensuring long-lasting beauty
- Satin anodized aluminum body with a subtle gray interior



ROUND CORNER METAL MEDICINE CABINETS

robern.com/craft-series

CABINETS

NICHES

LIGHTING

MIRRORS

VANITIES

CRAFT SERIES
MEDICINE CABINETS


MAGNIFICATION
MIRRORS

ACCESSORIES


- Three-mirror design provides a mirror on the inside rear of the cabinet and both sides of the door – simplifying the daily routine by providing access to personal items with the use of the mirror at the same time
- Door opening angle 155 degrees: Blum 3-way adjustable slow-close concealed hinges with a built-in feature to ease the door closed silently
- Configure the interior of your cabinet to accommodate essential items of varying heights, from electric toothbrushes to your favorite fragrance with 1/4" clear glass adjustable shelving at 1" (51 mm) increments: 3 shelves for 34" H and 4 shelves for 44" H
- Salt Spray Testing (ASTM Standard) for 300 hours to ensure durability
- Cass Testing – copper test (simulate whole life of product) – accelerated age testing

INSTALLATION

- This installation may require more than one person
- Recessed installation only – hardware included
- Recessed cabinets project 1" from wall must be recessed no less than 3-3/4"
- All cabinets are reversible, allowing the customer to choose orientation for hinges



MODEL	DESCRIPTION / UPGRADE OPTIONS	PRICE USD	PRICE CAD
	20"W x 34"H x 4"D (19-1/4" W x 34-1/4" H x 4-3/4" D)		
CC2034D4RC83SC	Matte Black, Slow-Close	\$1,779	\$2,349
CC2034D4RC83TU	Matte Black, Electric	\$2,129	\$2,829
CC2034D4RC84SC	Polished Stainless Steel, Slow-Close	\$1,779	\$2,349
CC2034D4RC84TU	Polished Stainless Steel, Electric	\$2,129	\$2,829
CC2034D4RC87SC	Aged Brass, Slow-Close	\$1,779	\$2,349
CC2034D4RC87TU	Aged Brass, Electric	\$2,129	\$2,829



	24"W x 44"H x 4"D (23-1/4" W x 43-5/8" H x 4-3/4" D)		
CC2444D4RC83SC	Matte Black, Slow-Close	\$2,129	\$2,829
CC2444D4RC83TU	Matte Black, Electric	\$2,499	\$3,329
CC2444D4RC84SC	Polished Stainless Steel, Slow-Close	\$2,129	\$2,829
CC2444D4RC84TU	Polished Stainless Steel, Electric	\$2,499	\$3,329
CC2444D4RC87SC	Aged Brass, Slow-Close	\$2,129	\$2,829
CC2444D4RC87TU	Aged Brass, Electric	\$2,499	\$3,329

FEATURES

Standard Offering: Slow-Close Hinges

Electric Upgrade: Magnetic Strip, Interior Lighting, USB Charging Ports, Electrical Outlets, Phone Holder



THIN FRAMED METAL MEDICINE CABINETS



STAINLESS STEEL FRAMING IS HAND-WELDED AS A SINGLE, SOLID PIECE FOR A SIMPLE SILHOUETTE THAT COMPLEMENTS ANY AESTHETIC.



Scan here to see the full Craft Series collection

DIMENSIONS

Dimensions:

- 19- $\frac{1}{4}$ " x 30"
(489 mm x 762 mm)
- 23- $\frac{1}{4}$ " x 39- $\frac{3}{8}$ "
(591 mm x 1000 mm)

Depth: 4- $\frac{3}{4}$ " (121 mm) – recessed cabinet depth

CONFIGURABLE OPTIONS

Upgrade Options:

- Standard: Slow-Close Hinges
- Electric Upgrade: Magnetic Strip, Interior Lighting, USB Charging Ports, Electrical Outlets, Phone Holder

Colors & Finishes:

- Brushed Pewter, Aged Brass, Iron Black

FEATURES & BENEFITS

- Streamlined, understated metal framing complements a wide range of design styles
- Cantilever Shelves feature hidden adjustment holes for a clean and custom-built appearance
- Slow-close hinges prevent slamming, reduce wear and tear

won your cabinet, and ensure a soft closure every time

- Electric Upgrade:
 - Electric Upgrade accessories designed in a complementary color to match interior and coordinates together for optimal storage and functionality solutions
 - Power when and where you need it most with PORTRAY Electric Upgrade, featuring two USB charging ports (total output 4.2 A, 5V) and one 15A, 120VAC tamper resistant outlet (2 plugs), to provide power for items such as electric razors and curling irons. Location of USB charging ports and outlet is customer configurable (left or right side of accessory)
 - Interior cabinet light turns on when the door is open and off when it is closed, making it easy to find items even when your room is dark. The sensor controlled, low wattage interior LED light is available with the PORTRAY Electric Upgrade and features a warm white (3000K) for a relaxing tone
 - Phone holder is available on the front of the PORTRAY Electric Upgrade by providing a shelf to house the phone while plugged into the USB charging port
 - Magnetic Storage area on the PORTRAY Electric Upgrade allows for convenient access to small metal implements and to simplify your daily routine with quick access. Location of magnetic storage is customer configurable (left or right side of accessory)
- Constructed to operate in high humidity or damp spaces. PORTRAY Electric Upgrade is ETL Certified for damp locations to UL 1598, CSA Standard C22.2, No. 68

CONSTRUCTION

- Durable rust-free anodized aluminum and glass construction – resists intense moisture, ensuring long-lasting beauty
- Satin anodized aluminum body with a subtle gray interior



THIN FRAMED METAL MEDICINE CABINETS

robern.com/craft-series

CABINETS

NICHES

LIGHTING

MIRRORS

VANITIES

CRAFT SERIES
MEDICINE CABINETS

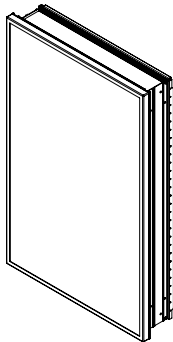
MAGNIFICATION
MIRRORS

ACCESSORIES


- Three-mirror design provides a mirror on the inside rear of the cabinet and both sides of the door – simplifying the daily routine by providing access to personal items with the use of the mirror at the same time
- Door opening angle 155 degrees: Blum 3-way adjustable slow-close concealed hinges with a built-in feature to ease the door closed silently
- Configure the interior of your cabinet to accommodate essential items of varying heights, from electric toothbrushes to your favorite fragrance with 1/4" clear glass adjustable shelving at 1" (51 mm) increments: 3 shelves for 34" H and 4 shelves for 44" H
- Salt Spray Testing (ASTM Standard) for 300 hours to ensure durability
- Cass Testing – copper test (simulate whole life of product) – accelerated age testing

INSTALLATION

- This installation may require more than one person
- Recessed installation only – hardware included
- Recessed cabinets project 1" from wall must be recessed no less than 3-3/4"
- All cabinets are reversible, allowing the customer to choose orientation for hinges



MODEL	DESCRIPTION / UPGRADE OPTIONS	PRICE USD	PRICE CAD
	20"W x 30"H x 4"D (19-1/4" W x 30" H x 4-3/4" D)		
CC2030D4TF68SC	Iron Black, Slow-Close	\$1,729	\$2,299
CC2030D4TF68TU	Iron Black, Electric	\$2,079	\$2,749
CC2030D4TF69SC	Brushed Pewter, Slow-Close	\$1,729	\$2,299
CC2030D4TF69TU	Brushed Pewter, Electric	\$2,079	\$2,749
CC2030D4TF87SC	Aged Brass, Slow-Close	\$1,729	\$2,299
CC2030D4TF87TU	Aged Brass, Electric	\$2,079	\$2,749



	24"W x 40"H x 4"D (23-1/4" W x 39-3/8" H x 4-3/4" D)		
CC2440D4TF68SC	Iron Black, Slow-Close	\$2,099	\$2,799
CC2440D4TF68TU	Iron Black, Electric	\$2,449	\$3,249
CC2440D4TF69SC	Brushed Pewter, Slow-Close	\$2,099	\$2,799
CC2440D4TF69TU	Brushed Pewter, Electric	\$2,449	\$3,249
CC2440D4TF87SC	Aged Brass, Slow-Close	\$2,099	\$2,799
CC2440D4TF87TU	Aged Brass, Electric	\$2,449	\$3,249


FEATURES

Standard Offering: Slow-Close Hinges

Electric Upgrade: Magnetic Strip, Interior Lighting, USB Charging Ports, Electrical Outlets, Phone Holder



INDUSTRIAL METAL MEDICINE CABINETS



BOLD CORNER ACCENTS IN CONTRASTING METAL FINISHES ADD TIMELESS, RUSTIC BEAUTY TO YOUR SPACE.



Scan here to see the full
Craft Series collection

DIMENSIONS

Dimensions:

- 19- $\frac{1}{4}$ " x 30"
(489 mm x 762 mm)
- 23- $\frac{1}{4}$ " x 39- $\frac{3}{8}$ "
(591 mm x 1000 mm)

Depth: 4- $\frac{3}{4}$ " (121 mm) –
recessed cabinet depth

CONFIGURABLE OPTIONS

Upgrade Options:

- Standard: Slow-Close Hinges
- Electric Upgrade: Magnetic Strip, Interior Lighting, USB Charging Ports, Electrical Outlets, Phone Holder

Colors & Finishes:

- Bronze with Aged Brass, Iron Black with Brushed Pewter

FEATURES & BENEFITS

- Metal framing with decorative corner bracket details
- Cantilever Shelves feature hidden adjustment holes for a clean and custom-built appearance
- Slow-close hinges prevent slamming, reduce wear and tear on your cabinet, and ensure a soft closure every time

- Electric Upgrade:
 - Electric Upgrade accessories designed in a complementary color to match interior and coordinates together for optimal storage and functionality solutions
 - Power when and where you need it most with PORTRAY Electric Upgrade, featuring two USB charging ports (total output 4.2 A, 5V) and one 15A, 120VAC tamper resistant outlet (2 plugs), to provide power for items such as electric razors and curling irons. Location of USB charging ports and outlet is customer configurable (left or right side of accessory)
 - Interior cabinet light turns on when the door is open and off when it is closed, making it easy to find items even when your room is dark. The sensor controlled, low wattage interior LED light is available with the PORTRAY Electric Upgrade and features a warm white (3000K) for a relaxing tone
 - Phone holder is available on the front of the PORTRAY Electric Upgrade by providing a shelf to house the phone while plugged into the USB charging port
 - Magnetic Storage area on the PORTRAY Electric Upgrade allows for convenient access to small metal implements and to simplify your daily routine with quick access. Location of magnetic storage is customer configurable (left or right side of accessory)
- Constructed to operate in high humidity or damp spaces. PORTRAY Electric Upgrade is ETL Certified for damp locations to UL 1598, CSA Standard C22.2, No. 68

CONSTRUCTION

- Durable rust-free anodized aluminum and glass construction – resists intense moisture, ensuring long-lasting beauty
- Satin anodized aluminum body with a subtle gray interior
- Three-mirror design provides a mirror on the inside rear of the cabinet and both sides of the door – simplifying the daily routine by providing access to personal items with the use of the mirror at the same time



INDUSTRIAL METAL MEDICINE CABINETS

robern.com/craft-series

CABINETS

NICHES

LIGHTING

MIRRORS

VANITIES

CRAFT SERIES
MEDICINE CABINETS

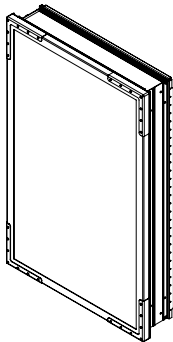
MAGNIFICATION
MIRRORS

ACCESSORIES

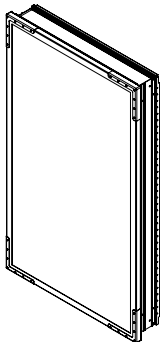
- Door opening angle 155 degrees: Blum 3-way adjustable slow-close concealed hinges with a built-in feature to ease the door closed silently
- Configure the interior of your cabinet to accommodate essential items of varying heights, from electric toothbrushes to your favorite fragrance with 1/4" clear glass adjustable shelving at 1" (51 mm) increments: 3 shelves for 34" H and 4 shelves for 44" H
- Salt Spray Testing (ASTM Standard) for 300 hours to ensure durability
- Cass Testing - copper test (simulate whole life of product) - accelerated age testing

INSTALLATION

- This installation may require more than one person
- Recessed installation only - hardware included
- Recessed cabinets project 1" from wall must be recessed no less than 3-3/4"
- All cabinets are reversible, allowing the customer to choose orientation for hinges



MODEL	DESCRIPTION / UPGRADE OPTIONS	PRICE USD	PRICE CAD
	20" W x 30" H x 4" D (19-3/4" W x 30" H x 4-3/4" D)		
CC2030D4ND34SC	Iron Black with Brushed Pewter, Slow-Close	\$1,949	\$2,599
CC2030D4ND34TU	Iron Black with Brushed Pewter, Electric	\$2,329	\$3,099
CC2030D4ND35SC	Bronze with Aged Brass, Slow-Close	\$1,949	\$2,599
CC2030D4ND35TU	Bronze with Aged Brass, Electric	\$2,329	\$3,099



	24" W x 44" H x 4" D (23-1/4" W x 39-3/8" H x 4-3/4" D)		
CC2440D4ND34SC	Iron Black with Brushed Pewter, Slow-Close	\$2,349	\$3,129
CC2440D4ND34TU	Iron Black with Brushed Pewter, Electric	\$2,679	\$3,579
CC2440D4ND35SC	Bronze with Aged Brass, Slow-Close	\$2,349	\$3,129
CC2440D4ND35TU	Bronze with Aged Brass, Electric	\$2,679	\$3,579

FEATURES

Standard Offering: Slow-Close Hinges

Electric Upgrade: Magnetic Strip, Interior Lighting, USB Charging Ports, Electrical Outlets, Phone Holder



MEDICINE CABINET ACCESSORIES

robern.com/craft-series

CABINETS

NICHES

LIGHTING


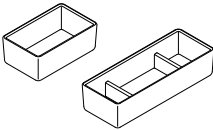


MIRRORS

VANITIES

CRAFT SERIES
MEDICINE CABINETS

MAGNIFICATION
MIRRORS

ACCESSORIES

	MODEL	DESCRIPTION / UPGRADE OPTIONS	PRICE USD	PRICE CAD
Accessories				
   		PORTRAY™ Electric Upgrade		
	P2ELECTRIC	3-1⁄2" W × 4-15⁄16" H × 3-1⁄16" D	\$499	\$679
		Glass Bins for all Cabinets		
	GLASSBIN5.25	3-1⁄4" W × 5-1⁄4" H × 2-1⁄8" D	\$60	\$80
	GLASSBIN8.5	3-1⁄4" W × 8-1⁄2" H × 2-1⁄8" D	\$60	\$80
		Push-to-Open Kit		
	MPUSHKIT	3⁄4" W × 5⁄8" H × 3-3⁄8" D	\$179	\$229
		Surface-Mount Kits for 30" H Cabinets		
	MSMK30D4P	4" D	\$179	\$229
		Surface-Mount Kits for 40" H Cabinets		
	MSMK40D4P	4" D	\$399	\$529



CRAFT SERIES MIRRORS WORKSHEET

robern.com/craft-series

Example Model:

C M 2040 PL 86

C M

Product Line	C = Craft Series
Category	M = Mirror
Dimensions	0030 = 30" Diameter (Round Metal Mirror only) 2030 = 20" W x 30" H (Thin Framed and Industrial Metal Mirrors only) 2033 = 20" W x 33" H (Arch Framed only) 2034 = 20" W x 34" H (Round Corner Metal Mirror only) 2040 = 20" W x 40" H (Pill Metal only) 2436 = 24" W x 36" H (Pivot Metal Mirror only) 2440 = 24" W x 40" H (Thin Framed Metal, Industrial Metal, Mixed Metal, Arch Metal, and Contour Metal Mirrors only) 2444 = 24" W x 44" H (Round Corner Metal Mirror only) 4740 = 47" W x 40" H (Triptych Metal Mirrors only)
Collection	A = Arch Metal Mirror AR = Arch Framed Mirror C = Round Metal Mirror H = Pivot Metal Mirror L = Contour Metal Mirror M = Mixed Metal Mirror ND = Industrial Metal Mirror PL = Pill Metal RC = Rounded Corner Metal Mirror T = Triptych Metal Mirror TF = Thin Framed Metal and Wood Mirror
Metal Finish	34 = Iron Black with Brushed Pewter (Industrial Metal Mirror only) 35 = Bronze with Aged Brass (Industrial Metal Mirror only) 68 = Iron Black (Thin Framed Metal) 69 = Brushed Pewter, Arch Metal, Triptych Metal and Contour Metal Mirrors only) 83 = Matte Black (Rounded Corner Metal Mirror, Arch Framed Mirror and Pill Metal Mirror only) 84 = Polished Stainless Steel (Round Corner Metal Mirror and Thin Framed Metal* Mirror) 86 = Brass (Round Metal Mirror, Arch Framed Mirror and Pill Metal Mirror only) 87 = Aged Brass (Arch Metal Mirror, Rounded Corner Metal Mirror, Thin Framed Metal Mirror and Triptych Metal Mirrors only) 88 = Antique Bronze (Pivot Metal Mirrors only) 6968 = Brushed Pewter with Iron Black (Mixed Metal Mirror only) 8788 = Aged Brass with Antique Bronze (Mixed Metal Mirror only)



ROUND CORNER METAL MIRRORS



ADD SOPHISTICATION TO ANY SPACE
WITH DECORATIVE METAL FRAMING AND
A TIMELESS MINIMALIST SILHOUETTE.



Scan here to see the full
Craft Series collection

DIMENSIONS & WEIGHT

Dimensions (W X H X D):

- 19- $\frac{1}{4}$ " x 34- $\frac{1}{4}$ " x 1- $\frac{3}{4}$ "
(489 mm x 870 mm x 44 mm)
- 23- $\frac{1}{4}$ " x 43- $\frac{5}{8}$ "
(591 mm x 1108 mm)

Net Weight: 18 lbs

CONFIGURABLE OPTIONS

Colors & Finishes:

- Polished Stainless Steel,
Aged Brass, Matte Black

FEATURES & BENEFITS

- High-quality stainless steel frame that is hand finished and hand-welded with rounded corners
- Complements the sophisticated design elements of the Craft Series vanities and linen cabinets

CONSTRUCTION

- Durable rust-free stainless steel and glass construction – resists intense moisture, ensuring long-lasting beauty
- Stainless steel frame
- Salt Spray Testing (ASTM Standard) for 300 hours to ensure durability
- Cass Testing – copper test (simulate whole life of product) – accelerated age testing



INSTALLATION

- Orientation: Portrait and Landscape
- This installation may require more than one person
- Includes all required mounting hardware
- French Cleat installation



ROUND CORNER METAL MIRRORS

robern.com/craft-series

	MODEL	DESCRIPTION / UPGRADE OPTIONS	PRICE USD	PRICE CAD
		20" W x 34" H x 1-3/4" D (19-1/4" W x 34-1/4" H x 1-3/4" D) or 34" W x 20" H x 1-3/4" D		
	CM2034RC83	Matte Black	\$1,229	\$1,629
	CM2034RC84	Polished Stainless Steel	\$1,229	\$1,629
	CM2034RC87	Aged Brass	\$1,229	\$1,629
		24" W x 44" H x 1-3/4" D (23-1/4" W x 44-1/4" H x 1-3/4" D) or 44" W x 24" H x 1-3/4" D		
	CM2444RC83	Matte Black	\$1,729	\$2,299
	CM2444RC84	Polished Stainless Steel	\$1,729	\$2,299
	CM2444RC87	Aged Brass	\$1,729	\$2,299

CABINETS

NICHES

LIGHTING

MIRRORS

VANITIES

CRAFT SERIES
MIRRORS

MAGNIFICATION
MIRRORS

ACCESSORIES



THIN FRAMED METAL MIRRORS



STREAMLINED, UNDERSTATED METAL FRAMING
COMPLEMENTS A WIDE RANGE OF DESIGN STYLES.



Scan here to see the full
Craft Series collection

DIMENSIONS & WEIGHT

Dimensions:

- 19- $\frac{1}{4}$ " x 30" x 1- $\frac{3}{4}$ "
(489 mm x 762 mm x 44 mm)
- 23- $\frac{1}{4}$ " x 39- $\frac{3}{8}$ " x 1- $\frac{3}{4}$ "
(591 mm x 1000 mm x 44 mm)

Net Weight: 25 lbs

CONFIGURABLE OPTIONS

Colors & Finishes:

- Brushed Pewter, Aged Brass,
Iron Black

FEATURES & BENEFITS

- Stainless steel frame is a high-quality, hand-welded single solid piece
- Complements the sophisticated design elements of the Craft Series vanities and linen cabinets

CONSTRUCTION

- Durable rust-free stainless steel and glass construction – resists intense moisture, ensuring long-lasting beauty
- •Stainless steel frame
- Salt Spray Testing (ASTM Standard) for 300 hours to ensure durability
- Cass Testing – copper test (simulate whole life of product) – accelerated age testing



INSTALLATION

- Orientation: Portrait and Landscape
- This installation may require more than one person
- Includes all required mounting hardware
- French Cleat installation



THIN FRAMED METAL MIRRORS

robern.com/craft-series

	MODEL	DESCRIPTION / UPGRADE OPTIONS	PRICE USD	PRICE CAD
		20" W x 30" H x 1-3/4" D (19-1/4" W x 30" H x 1-3/4" D) or 30" W x 20" H x 1-3/4" D		
	CM2030TF68	Iron Black	\$1,199	\$1,599
	CM2030TF69	Brushed Pewter	\$1,199	\$1,599
	CM2030TF87	Aged Brass	\$1,199	\$1,599
		24" W x 40" H x 1-3/4" D (23-1/4" W x 39-3/8" H x 1-3/4" D) or 40" W x 24" H x 1-3/4" D		
	CM2440TF68	Iron Black	\$1,699	\$2,279
	CM2440TF69	Brushed Pewter	\$1,699	\$2,279
	CM2440TF87	Aged Brass	\$1,699	\$2,279

CABINETS

NICHES

LIGHTING

MIRRORS

VANITIES

CRAFT SERIES
MIRRORS

MAGNIFICATION
MIRRORS

ACCESSORIES



INDUSTRIAL METAL MIRRORS



BOLD CORNER ACCENTS IN CONTRASTING METAL FINISHES ADD TIMELESS, RUSTIC BEAUTY TO YOUR SPACE.



Scan here to see the full
Craft Series collection

DIMENSIONS & WEIGHT

Dimensions:

- 19- $\frac{1}{4}$ " x 30"
(489 mm x 762 mm)
- 23- $\frac{1}{4}$ " x 39- $\frac{3}{8}$ "
(591 mm x 1000 mm)

Depth: 1- $\frac{3}{4}$ " (44 mm)

Net Weight: 22 lbs

CONFIGURABLE OPTIONS

Colors & Finishes:

- Bronze with Aged Black, Iron
Black with Brushed Pewter

FEATURES & BENEFITS

- Stainless steel framing is hand-welded as a single, solid piece with decorative corner bracket details
- Complements the sophisticated design elements of the Craft Series vanities and linen cabinets

CONSTRUCTION

- Durable rust-free stainless steel and glass construction – resists intense moisture, ensuring long-lasting beauty
- Stainless steel frame
- Salt Spray Testing (ASTM Standard) for 300 hours to ensure durability
- Cass Testing – copper test (simulate whole life of product) – accelerated age testing

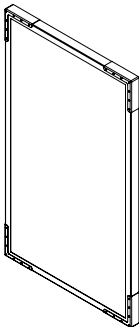
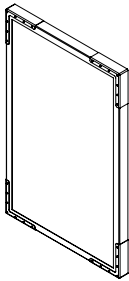
INSTALLATION

- Orientation: Portrait and Landscape
- This installation may require more than one person
- Includes all required mounting hardware
- French Cleat installation



INDUSTRIAL METAL MIRRORS

robern.com/craft-series



MODEL	DESCRIPTION / UPGRADE OPTIONS	PRICE USD	PRICE CAD
	20"W x 30"H x 1-3/4"D (19-1/4"W x 30"H x 1-3/4"D) or 30"W x 20"H x 1-3/4"D		
CM2030ND34	Iron Black with Brushed Pewter	\$1,379	\$1,829
CM2030ND35	Bronze with Aged Brass	\$1,379	\$1,829

	24"W x 40"H x 1-3/4"D (23-1/4"W x 39-3/8"H x 1-3/4"D) or 40"W x 24"H x 1-3/4"D		
CM2440ND34	Iron Black with Brushed Pewter	\$1,779	\$2,349
CM2440ND35	Bronze with Aged Brass	\$1,779	\$2,349

CABINETS

NICHES

LIGHTING

MIRRORS

VANITIES

CRAFT SERIES
MIRRORS

MAGNIFICATION
MIRRORS

ACCESSORIES



CABINETS

NICHES

LIGHTING

MIRRORS

VANITIES

CRAFT SERIES
MIRRORS

MAGNIFICATION
MIRRORS

ACCESSORIES

MIXED METAL MIRRORS



MIXED METALS AND FLUTED CORNER METALWORK
LEND UNEXPECTED ELEGANCE TO THIS
FACTORY-INSPIRED DESIGN.



Scan here to see the full
Craft Series collection

DIMENSIONS & WEIGHT

- Dimensions:
- 24" x 40" (610 mm x 1016 mm)
- Depth: 1-1/16" (27 mm)
- Net Weight: 82 lbs

CONFIGURABLE OPTIONS

- Colors & Finishes:
- Brushed Pewter with Iron Black,
Aged Brass with Antique Bronze

FEATURES & BENEFITS

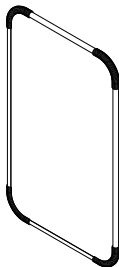
- High-quality metal frame that is hand finished with handcrafted fluted corner detailing
- Complements the sophisticated design elements of the Craft Series vanities and linen cabinets

CONSTRUCTION

- Metal frame with stainless steel accents
- Structural MDF backing
- Salt Spray Testing (ASTM Standard) for 300 hours to ensure durability
- Cass Testing - copper test (simulate whole life of product) - accelerated age testing

INSTALLATION

- Orientation: Portrait and Landscape
- This installation may require more than one person
- Includes all required mounting hardware
- French Cleat installation



MODEL	DESCRIPTION / UPGRADE OPTIONS	PRICE USD	PRICE CAD
	24" W x 40" H x 1-1/16" D or 40" W x 24" H x 1-1/16" D		
CM2440M6968	Brushed Pewter with Iron Black	\$2,179	\$2,899
CM2440M8788	Aged Brass with Antique Bronze	\$2,179	\$2,899



ARCH FRAMED MIRRORS

robern.com/craft-series

CABINETS

NICHES

LIGHTING

MIRRORS

VANITIES

CRAFT SERIES
MIRRORS

MAGNIFICATION
MIRRORS

ACCESSORIES



ELEGANT ARCH SHAPED MIRROR WITH METAL FRAMED
DETAIL ADDS SOFT LINES AND VISUAL INTEREST TO ANY
ROOM IN THE HOME.



Scan here to see the full
Craft Series collection

DIMENSIONS & WEIGHT

Dimensions:

- 19-1/4" x 33" (489 mm x 838 mm)

Depth: 1-3/4" (44 mm)

Net Weight: 17 lbs

CONFIGURABLE OPTIONS

Colors & Finishes:

- Matte Black, Polished Stainless Steel, Brass

FEATURES & BENEFITS

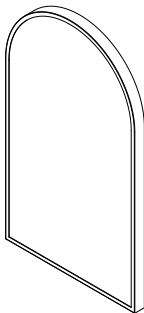
- High-quality stainless steel frame that is hand finished and hand-welded
- Complements the sophisticated design elements of the Craft Series vanities and linen cabinets
- Three versatile finishes to choose from d metal frame
- Can be mounted in four different orientations

CONSTRUCTION

- Stainless steel frame
- Structural MDF backing
- Salt Spray Testing (ASTM Standard) for 300 hours to ensure durability
- Cass Testing - copper test (simulate whole life of product) - accelerated age testing

INSTALLATION

- Flexible installation with ability to mount in all four orientations
- Includes all required mounting hardware
- French Cleat installation



MODEL	DESCRIPTION / UPGRADE OPTIONS	PRICE USD	PRICE CAD
	24" W x 33" H x 1-3/4" D or 33" W x 24" H x 1-3/4" D		
CM2033AR83	Matte Black	\$929	\$1,229
CM2033AR84	Polished Stainless Steel	\$929	\$1,229
CM2033AR86	Brass	\$929	\$1,229



CABINETS
NICHES
LIGHTING
MIRRORS
VANITIES
CRAFT SERIES MIRRORS
MAGNIFICATION MIRRORS
ACCESSORIES

PILL METAL MIRRORS



MODERN PILL SHAPED MIRROR WITH GENTLE CONTOURS AND VERSATILE FINISHES TO BEAUTIFULLY INCORPORATE INTO ANY DESIGN.



Scan here to see the full Craft Series collection

DIMENSIONS & WEIGHT

- Dimensions:
- 19-1/4" x 39-3/8" (489mm x 1000 mm)
- Depth: 1-3/4" (44 mm)
- Net Weight: 19 lbs

FEATURES & BENEFITS

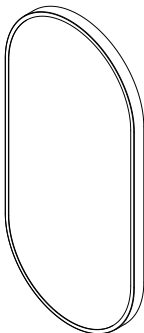
- Pill shaped mirror with a hand finished metal frame
- Available in Matte Black, Polished Stainless Steel, and Brass finishes
- Can be mounted in portrait or landscape orientation

CONSTRUCTION

- Stainless steel frame
- Salt Spray Testing (ASTM Standard) for 300 hours to ensure durability

INSTALLATION

- Orientation: Portrait and Landscape
- Includes all required mounting hardware
- French Cleat installation



MODEL	DESCRIPTION / UPGRADE OPTIONS	PRICE USD	PRICE CAD
	20" W x 40" H x 1-3/4" D or 40" W x 20" H x 1-3/4" D		
CM2040PL83	Matte Black	\$1,149	\$1,529
CM2040PL84	Polished Stainless Steel	\$1,149	\$1,529
CM2040PL86	Brass	\$1,149	\$1,529



ROUND METAL MIRRORS

robern.com/craft-series

CABINETS

NICHES

LIGHTING

MIRRORS

VANITIES

CRAFT SERIES
MIRRORS

MAGNIFICATION
MIRRORS

ACCESSORIES



THIN BRASS FRAMING AND AN ELEGANT ROUND SILHOUETTE COMPLEMENTS ANY DESIGN STYLE, FROM CLASSIC TO INDUSTRIAL.



Scan here to see the full Craft Series collection

DIMENSIONS & WEIGHT

- Diameter:
- 30" (762 mm)
- Depth: 1-7/16" (37 mm)
- Net Weight: 26 lbs

FEATURES & BENEFITS

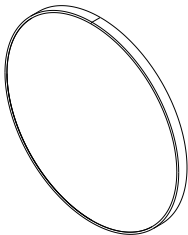
- High-quality stainless steel frame that is hand finished and hand-welded
- Available in a Brass finish
- Complements the sophisticated design elements of the Craft Series vanities and linen cabinets

CONSTRUCTION

- Stainless steel frame
- Structural MDF backing
- Salt Spray Testing (ASTM Standard) for 300 hours to ensure durability
- Cass Testing - copper test (simulate whole life of product) - accelerated age testing

INSTALLATION

- This installation may require more than one person
- Includes all required mounting hardware
- French Cleat installation



MODEL	DESCRIPTION / UPGRADE OPTIONS	PRICE USD	PRICE CAD
	30" Diameter x 1-7/16" D		
CM0030C86	Brass	\$2,179	\$2,899



CABINETS

NICHES

LIGHTING

MIRRORS

VANITIES

CRAFT SERIES
MIRRORS

MAGNIFICATION
MIRRORS

ACCESSORIES

ARCH METAL MIRRORS



A THIN METAL FRAME ON THE GENTLY ROUNDED ARCH CREATES A STREAMLINED ELEGANCE.



Scan here to see the full Craft Series collection

DIMENSIONS & WEIGHT

Dimensions:

- 24" x 40" (610 mm x 1016 mm)

Depth: 1-3⁄16" (30 mm)

Net Weight: 66 lbs

CONFIGURABLE OPTIONS

Colors & Finishes:

- Brushed Pewter, Aged Brass

FEATURES & BENEFITS

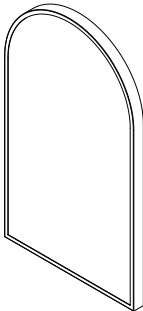
- High-quality stainless steel frame that is hand finished and hand-welded
- Complements the sophisticated design elements of the Craft Series vanities and linen cabinets

CONSTRUCTION

- Stainless steel frame
- Structural MDF backing
- Salt Spray Testing (ASTM Standard) for 300 hours to ensure durability
- Cass Testing - copper test (simulate whole life of product) - accelerated age testing

INSTALLATION

- Orientation: Portrait
- This installation may require more than one person
- Includes all required mounting hardware
- French Cleat installation



MODEL	DESCRIPTION / UPGRADE OPTIONS	PRICE USD	PRICE CAD
	24" W x 40" H x 1-3⁄16" D		
CM2440A69	Brushed Pewter	\$2,299	\$3,049
CM2440A87	Aged Brass	\$2,299	\$3,049



TRIPTYCH METAL MIRRORS

robern.com/craft-series

CABINETS

NICHES

LIGHTING

MIRRORS

VANITIES

CRAFT SERIES
MIRRORS

MAGNIFICATION
MIRRORS

ACCESSORIES



DECORATIVE THREE-PANEL MIRROR DESIGN
CREATES A STUNNING FOCAL POINT WITH
ADJUSTABLE SIDE PANELS.



Scan here to see the full
Craft Series collection

DIMENSIONS & WEIGHT

Dimensions:

- 47-7/16" x 40" (1205 mm x 1016 mm)

Depth: 1-1/16" (27 mm)

Net Weight: 97 lbs

CONFIGURABLE OPTIONS

Colors & Finishes:

- Brushed Pewter, Aged Brass

FEATURES & BENEFITS

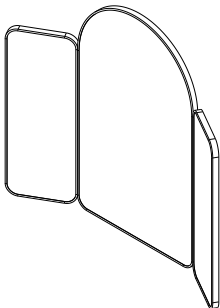
- High-quality stainless steel frame that is hand finished and hand-welded
- Decorative piano hinges allow for side mirrors to adjust to reflect both sides of the user
- Complements the sophisticated design elements of the Craft Series vanities and linen cabinets

CONSTRUCTION

- Stainless steel frame
- Structural MDF backing
- Salt Spray Testing (ASTM Standard) for 300 hours to ensure durability
- Cass Testing - copper test (simulate whole life of product) - accelerated age testing

INSTALLATION

- Orientation: Portrait
- This installation may require more than one person
- Includes all required mounting hardware
- French Cleat installation



MODEL	DESCRIPTION / UPGRADE OPTIONS	PRICE USD	PRICE CAD
	47" W x 40" H x 1-1/16" D		
CM4740T69	Brushed Pewter	\$4,879	\$6,479
CM4740T87	Aged Brass	\$4,879	\$6,479



CABINETS

NICHES

LIGHTING

MIRRORS

VANITIES

CRAFT SERIES
MIRRORS

MAGNIFICATION
MIRRORS

ACCESSORIES

PIVOT METAL MIRRORS



ELEVATE YOUR SPACE WITH ELEGANT METAL FRAMING AND A PIVOTING DESIGN FOR THE PERFECT ANGLE.



Scan here to see the full Craft Series collection

DIMENSIONS & WEIGHT

- Dimensions:
- 26-7/8" x 36" (683 mm x 914 mm)
- Depth: 2-11/16" (68 mm)
- Net Weight: 26 lbs

CONFIGURABLE OPTIONS

- Colors & Finishes:
- Polished Stainless Steel, Antique Bronze

FEATURES & BENEFITS

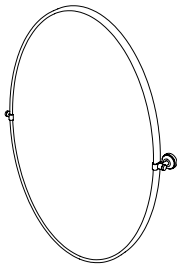
- High-quality stainless steel frame that is hand finished and hand-welded
- Functional pivot accommodates adjustability for different heights
- Complements the sophisticated design elements of the Craft Series vanities and linen cabinets

CONSTRUCTION

- Stainless steel frame and pivots
- Structural MDF backing
- Salt Spray Testing (ASTM Standard) for 300 hours to ensure durability
- Cass Testing – copper test (simulate whole life of product) – accelerated age testing

INSTALLATION

- Orientation: Portrait
- This installation may require more than one person
- Includes all required mounting hardware
- French Cleat installation



MODEL	DESCRIPTION / UPGRADE OPTIONS	PRICE USD	PRICE CAD
	24" W × 36" H × 2-11/16" D		
CM2436H84	Polished Stainless Steel	\$2,299	\$3,049
CM2436H88	Antique Bronze	\$2,299	\$3,049



CONTOUR METAL MIRRORS

robern.com/craft-series

CABINETS

NICHES

LIGHTING

MIRRORS

VANITIES

CRAFT SERIES
MIRRORS

MAGNIFICATION
MIRRORS

ACCESSORIES



ADD A TOUCH OF ART DECO STYLE TO YOUR DESIGN WITH BOLD METAL FRAMING IN AN EYE-CATCHING TAPERED SILHOUETTE.



Scan here to see the full Craft Series collection

DIMENSIONS & WEIGHT

Dimensions:

- 24" x 40" (610 mm x 1016 mm)

Depth: 1 1/16" (17 mm)

Net Weight: 43 lbs

CONFIGURABLE OPTIONS

Colors & Finishes:

- Polished Stainless Steel, Aged Brass

FEATURES & BENEFITS

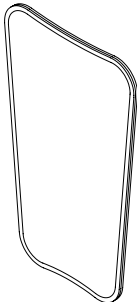
- High-quality stainless steel frame that is hand finished and hand-welded
- Complements the sophisticated design elements of the Craft Series vanities and linen cabinets

CONSTRUCTION

- Stainless steel frame
- Structural plywood backing
- Salt Spray Testing (ASTM Standard) for 300 hours to ensure durability
- Cass Testing - copper test (simulate whole life of product) - accelerated age testing

INSTALLATION

- Orientation: Portrait
- This installation may require more than one person
- Includes all required mounting hardware
- French Cleat installation



MODEL	DESCRIPTION / UPGRADE OPTIONS	PRICE USD	PRICE CAD
	24" W x 40" H x 1 1/16" D		
CM2440L69	Brushed Pewter	\$3,479	\$4,629
CM2440L87	Aged Brass	\$3,479	\$4,629



MAGNIFICATION MIRRORS



ADD FLAWLESS FUNCTIONALITY TO YOUR STYLING SPACE AND BRING FINE-TUNING TASKS LIKE TWEEZING AND SKIN CARE INTO PERFECT FOCUS. CHOOSE FROM A VARIETY OF STYLES, FINISHES, AND FRAMING OPTIONS TO COORDINATE PERFECTLY WITH YOUR BATHROOM DESIGN — BECAUSE FINISHING TOUCHES MAKE ALL THE DIFFERENCE.



Scan here to see the full
Magnification Mirrors collection

DIMENSIONS AND WEIGHT

Dimensions (W x H x D):

- Freestanding Lighted Magnification Mirror:
 - 7-7/8" x 13-7/16" x 1-1/4" (200 mm x 341 mm x 32 mm)
- Wall-Mount Lighted Magnification Mirror:
 - 10" x 8-5/8" x 4" (254 mm x 219 mm x 102 mm) – 15-7/16" (392 mm) when fully extended
- Freestanding Magnification Mirror:
 - 7-7/8" x 12-5/16" x 1-3/4" (200 mm x 313 mm x 45 mm)
- Wall-Mount Magnification Mirror:
 - 10-1/2" x 12-9/16" x 1-3/16" (268 mm x 319 mm x 30 mm) – 12-1/2" (318 mm) when fully extended

CONFIGURABLE OPTIONS

- Styles: Freestanding, Wall-Mount
- Options: Lit, Unlit
- Metal Frame Finishes: Chrome, Satin Nickel, Light Brushed Bronze, Matte Black

FEATURES & BENEFITS

- Capacitive touch control allows the user to easily turn the light on and off and select the light color temperature (warm white 3000K or bright white 5000K) that is best suited for the task at hand
- Remarkably accurate color rendering, with a CRI value of 90+, ensures the truest reflection
- Mirror tilts up and down to allow for preferred placement
- Freestanding and lit wall-mount designs are 5x magnification to help with those up-close details; unlit wall-mount design is 1x/7x magnification to help with those up-close details
- Wall-mount mirror features a two-point extension and a pivoting mirror face for effortless positioning
- Freestanding mirror with adjustable positioning of mirror: up/down tilt of 180+ degrees
- Wall-mount mirror rotates 180 degrees to allow for the perfect angle
- Unlit wall-mount mirror features a two-point extension and a pivoting mirror face for effortless positioning
- Match or coordinate fixtures in your styling space with four popular metal frame finishes for the unlit freestanding design: Chrome, Polished Nickel, Matte Gold, Matte Black; other designs available in chrome only

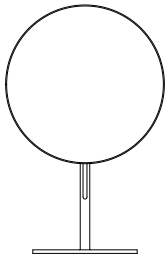
INSTALLATION

- Lit freestanding mirror features a power cord so you can take on the go
- Lit wall-mount features hardwired installation

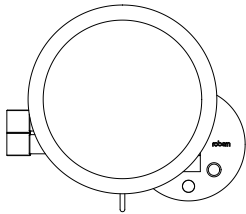




MAGNIFICATION MIRRORS



MODEL	DESCRIPTION / UPGRADE OPTIONS	PRICE USD	PRICE CAD
	Freestanding, Lit, 5×, Chrome, Selectable		
5M0008FUUN70	Framed, 5×, Satin Nickel	\$299	\$429
5M0008FUUN76	Framed, 5×, Chrome	\$299	\$429
5M0008FUUN83	Framed, 5×, Matte Black	\$299	\$429
5M0008FUUN85	Framed, 5×, Light Brushed Bronze	\$299	\$429
5M0008FLUT76	Lit, 5×, Chrome, Selectable	\$399	\$529



MODEL	DESCRIPTION / UPGRADE OPTIONS	PRICE USD	PRICE CAD
	Wall-Mount, Lit, 5×, Chrome, Selectable		
7M0008WUFN76S	Framed, Swivel, 1× and 7×, Chrome	\$229	\$299
5M0008WLUT76	Lit, 5×, Chrome, Selectable	\$449	\$599

UPGRADE OPTIONS

Selectable: Light control to change between Warm White (3000K) and Bright White (5000K)



CABINETS
NICHES
LIGHTING
MIRRORS
VANITIES
CRAFT SERIES
MAGNIFICATION MIRRORS
ACCESSORIES

ACCESSORIES



FOR MEDICINE CABINETS
see pgs.358-363

FOR MIRRORS
see pg.364



PORTRAY™
Electric Upgrade



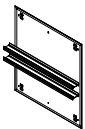
PORTRAY
Quick Caddy



Glass Bins



Accessory Trays



Installation Kits (Ganging Kit)



Magnification
Mirrors



Handle Options



Installation Kits
(Side Kits and Ganging Kits)

FOR LIGHTING
see pg.364



SWAY™ Control



Scan here to see the full Accessories collection



ACCESSORIES



FOR VANITIES
see pgs. 365 - 368



Electric
Accessory



Night Lights



Glass Bins



Drawer Inserts



Undercounter Sink



Installation Kits
(Side Kits, Alcove Kits, and Ganging Kits)



Scan here to see the full Accessories collection



CABINETS

NICHES

LIGHTING

MIRRORS

VANITIES

CRAFT SERIES

MAGNIFICATION
MIRRORS

ACCESSORIES



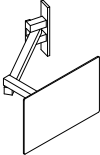



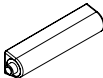
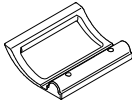

MEDICINE CABINET ACCESSORIES

	MODEL	DESCRIPTION / UPGRADE OPTIONS	PRICE USD	PRICE CAD
	P2ELECTRIC	PORTRAY™ Electric Upgrade For PL PORTRAY®, Murray Hill™, Craft Series and Main Line Cabinets 3-1/2" W4-15/16" H3-11/16" D	\$499	\$679
	QUICKCADDY	PORTRAY Quick Caddy For PL PORTRAY and Murray Hill Cabinets 2-7/16" W3-1/2" H4-5/16" D	\$90	\$119
	HT-STORAGETRAY	Storage Tray For M Series Reserve, AIO Reserve, and Presence Cabinets 6" W3/4" H3" D	\$55	\$73
	VT-WIREORG	Wire Organizer For M Series Reserve, AIO Reserve, and Presence Cabinets 2-1/4" W2-1/2" H1-3/8" D	\$54,9	\$73
	HT-MAGORG	Magnetic Storage For M Series Reserve, AIO Reserve, and Presence Cabinets 3-3/8" W 13/16" H3/16" D	\$55	\$73
	HT-ORGKIT	Organization Kit (2 Storage Bins and Storage Tray) For M Series Reserve, AIO Reserve, and Presence Cabinets Included: Storage Tray, Bin 1 and Bin 2 Storage Tray: 6" W 3/4" H3" D Bin 1: 2-1/2" W 3-5/8" H2-1/8" D Bin 2: 5" W1-13/16" H2-1/8" D	\$122	\$149
	GLASSBIN5.25	Glass Bins for all Cabinets 3-1/4" W5-1/4" H2-1/8" D	\$60	\$80
	GLASSBIN6.38	4-7/8" W6-3/8" H2-1/8" D, For 6" D Cabinets	\$60	\$80
	GLASSBIN8.5	3-1/4" W8-1/2" H2-1/8" D	\$60	\$80
	MA-TRAY2.5	Accessory Trays For AiO®, M Series, Profiles® and Vitality® Cabinets 2-1/2" W3" H1-1/2" D, Razor/Phone Holder	\$36	\$48
	MA-TRAY3	3" W4-1/16" H1-1/2" D	\$36	\$48
	MA-TRAY3	5" W4-1/16" H1-1/2" D	\$36	\$48

continued on next page »





MEDICINE CABINET ACCESSORIES

	MODEL	DESCRIPTION / UPGRADE OPTIONS	PRICE USD	PRICE CAD
	VT-SPOMM	Magnification Mirror, 5x For M Series Reserve, AIO Reserve and Presence Cabinets 7- ⁵ / ₁₆ " W × 3- ³ / ₈ " H × 2- ¹ / ₈ " D or 13- ⁹ / ₁₆ " fully extended	\$399	\$529
	VT-SPOMM-L	Lighted Magnification Mirror, Pull Out, Sliding	\$499	\$679
	POMM	Pull-Out Magnification Mirror For all Cabinets except Uplift® Tech, AiO 30" W and 36" W, M Series Reserve, PL PORTRAY, Murray Hill, Craft Series, Main Line and R3® Series 8" W5- ¹ / ₈ " H 2- ¹ / ₂ " D, 3X	\$429	\$579
	CAMM	Compact Adjustable Magnification Mirror For AiO and M Series Cabinets 3- ¹ / ₂ " Diameter ³ / ₄ " D	\$63	\$84
	MPUSHKIT	Push-to-Open Kit For AiO, M Series, Profiles, Vitality and PL Series ³ / ₄ " W × 5- ¹ / ₈ " H × 3- ³ / ₈ " D	\$179	\$229
	P2PUSHKIT	Push-to-Open Kit For PL PORTRAY and Craft Series Cabinets ³ / ₄ " W ⁵ / ₈ " H 3- ³ / ₈ " D	\$249	\$349
	VT-PUSHKIT	Push-to-Open Kit For M Series Reserve Electric and Electric+, AIO Reserve, and Presence Cabinets ⁵ / ₈ " W ¹¹ / ₁₆ " H 3- ¹ / ₁₆ " D	\$129	\$179
	MHANDLEKIT	Handle Kit For AiO, M Series, Vitality and PL Series Cabinets ³ / ₄ " W × 2- ⁹ / ₁₆ " H × 2" D, Chrome	\$299	\$429
	EDGE Pull-84	Handle Kit For M Series Reserve, PL PORTRAY and Murray Hill Cabinets ³ / ₄ " W × 2- ¹ / ₂ " H × ⁵ / ₈ " D, Polished Stainless Steel	\$229	\$299

continued on next page »



MEDICINE CABINET ACCESSORIES

	MODEL	DESCRIPTION / UPGRADE OPTIONS	PRICE USD	PRICE CAD
		Handle Kit For Uplift Tech Cabinets		
	UHANDLE3076	30" W × 1" H × 1-3/4" D, Chrome	\$779	\$1,049
	UHANDLE3077	30" W × 1" H × 1-3/4" D, Polished Nickel	\$779	\$1,049
	UHANDLE3083	30" W × 1" H × 1-3/4" D, Matte Gold	\$779	\$1,049
	UHANDLE3082	30" W × 1" H × 1-3/4" D, Matte Black	\$779	\$1,049
	UHANDLE3676	36" W × 1" H × 1-3/4" D, Chrome	\$849	\$1,129
	UHANDLE3677	36" W × 1" H × 1-3/4" D, Polished Nickel	\$849	\$1,129
	UHANDLE3682	36" W × 1" H × 1-3/4" D, Matte Gold	\$879	\$1,149
	UHANDLE3683	36" W × 1" H × 1-3/4" D, Matte Black	\$879	\$1,149
	UHANDLE4876	48" W × 1" H × 1-3/4" D, Chrome	\$929	\$1,229
	UHANDLE4877	48" W × 1" H × 1-3/4" D, Polished Nickel	\$929	\$1,229
	UHANDLE4882	48" W × 1" H × 1-3/4" D, Matte Gold	\$979	\$1,299
	UHANDLE4883	48" W × 1" H × 1-3/4" D, Matte Black	\$979	\$1,299
Surface-Mount Installation Options				
		Surface-Mount Kits for 20" H Cabinets		
	P2SMKIT20D4P	4" D (PL PORTRAY™)	\$179	\$229
	RSMK20D4P	4" D (R3 Series)	\$229	\$299
		Surface-Mount Kits for 26" H Cabinets		
	P2SMKIT26D4P	4" D (PL PORTRAY)	\$179	\$229
	RSMK26D4P	4" D (R3 Series Cabinets)	\$229	\$299
		Surface-Mount Kits for 27" H Cabinets		
	USMK27D6P	6" D (Uplift® Tech Cabinets)	\$329	\$449
		Surface-Mount Kits for 30" H Cabinets		
	MSMK30D4P	4" D (AiO®, M Series, Profiles®, Vitality®, Main Line)	\$179	\$229
	P2SMKIT30D4P	4" D (M Series Reserve, AIO Reserve, Presence, PL PORTRAY)	\$179	\$229
	PLSMK30D4P	4" D (PL Series)	\$229	\$299
	MSMK30D6P	6" D (M Series, Profiles and Main Line)	\$299	\$429
	P2SMKIT30D6P	6" D (M Series Reserve)	\$299	\$429
		Surface-Mount Kits for 36" H Cabinets		
	P2SMKIT36D4P	4" D (M Series Reserve, AIO Reserve, Presence, and PL PORTRAY)	\$399	\$529
	RSMK36D4P	4" D (R3 Series)	\$229	\$299
	P2SMKIT36D6P	6" D (M Series Reserve)	\$479	\$649
	PLSMK30D4P	4" D (PL Series)	\$229	\$299
	MSMK30D6P	6" D (M Series, Profiles and Main Line)	\$299	\$429
	P2SMKIT30D6P	6" D (M Series Reserve)	\$299	\$429
		Surface-Mount Kits for 36" H Cabinets		
	P2SMKIT36D4P	4" D (M Series Reserve, AIO Reserve, Presence, and PL PORTRAY)	\$399	\$529
	RSMK36D4P	4" D (R3 Series)	\$229	\$299
	P2SMKIT36D6P	6" D (M Series Reserve)	\$479	\$649

continued on next page »



MEDICINE CABINET ACCESSORIES



MODEL	DESCRIPTION / UPGRADE OPTIONS	PRICE USD	PRICE CAD
Surface-Mount Kits for 40" H Cabinets			
MSMK40D4P	4" D (AiO, M Series, Profiles, Vitality, Main Line)	\$399	\$529
P2SMKIT40D4P	4" D (M Series Reserve, AIO Reserve, Presence, COV, and PL PORTRAY)	\$399	\$529
PLSMK40D4P	4" D (PL Series)	\$399	\$529
MSMK40D6P	6" D (M Series, Profiles and Main Line)	\$529	\$699
P2SMKIT40D6P	6" D (M Series Reserve)	\$479	\$649
Surface-Mount Kits for 48" H Cabinets			
MSMK48D4P	4" D (Profiles)	\$529	\$699
P2SMKIT48D4P	4" D (M Series Reserve, AIO Reserve, and Presence)	\$479	\$649
P2SMKIT48D6P	4" D (M Series Reserve)	\$549	\$749
Surface-Mount Kits for 70" H M Series Cabinets			
MSMK70D4P	4" D, Mirror, Polished Edge	\$699	\$929
MSMK70D6P	6" D, Mirror, Polished Edge	\$979	\$1,299
Surface-Mount Kits for 72" H Cabinets			
P2SMKIT72D4P	4" D (M Series Reserve, AIO Reserve, Presence, and PL PORTRAY)	\$779	\$1,049
P2SMKIT72D6P	6" D (M Series Reserve)	\$779	\$1,049
Surface-Mount Bottom Kits			
UTK30D6A	30" W × 6" D (Uplift Tech)	\$399	\$529
UTK36D6A	30" W × 6" D (Uplift Tech)	\$399	\$529
UTK48D6A	30" W × 6" D (Uplift Tech)	\$399	\$529

CABINETS

NICHES

LIGHTING

MIRRORS

VANITIES

CRAFT SERIES

MAGNIFICATION
MIRRORS

ACCESSORIES

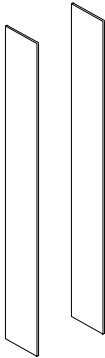
continued on next page »



CABINETS
NICHES
LIGHTING
MIRRORS
VANITIES
CRAFT SERIES
ACCESSORIES

MEDICINE CABINET ACCESSORIES

MODEL	DESCRIPTION / UPGRADE OPTIONS	PRICE USD	PRICE CAD
Semi-Recessed Installation Options			
Semi-Recessed Kits for 27"H Cabinets			
USMK27D6SRP	6" D (Uplift Tech)	\$329	\$449
Semi-Recessed Kits for 30"H Cabinets			
MSMK30D6SRP	6" D (M Series, Profiles and Main Line)	\$179	\$229
P2SMKIT30D6SRP	6" D (M Series Reserve)	\$299	\$429
Semi-Recessed Kits for 36"H Cabinets			
P2SMKIT36D6SRP	6" D (M Series Reserve)	\$479	\$649
Semi-Recessed Kits for 40"H Cabinets			
MSMK40D6SRP	6" D (M Series, Profiles and Main Line)	\$399	\$529
P2SMKIT40D6SRP	6" D (M Series Reserve)	\$479	\$649
Semi-Recessed Kits for 48"H Cabinets			
P2SMKIT48D6SRP	6" D (M Series Reserve)	\$549	\$749
Semi-Recessed Kits for 70"H M Series Cabinets			
MSMK70D6SRP	6" D, Mirror, Polished Edge	\$699	\$929
Semi-Recessed Kits for 72"H Cabinets			
P2SMKIT72D6SRP	6" D (M Series Reserve)	\$779	\$1,049
Profiles and Main Line			
UTK36D6ASR	30" W × 6" D (Uplift Tech)	\$399	\$529
UTK36D6ASR	36" W × 6" D (Uplift Tech)	\$399	\$529
UTK48D6ASR	48" W × 6" D (Uplift Tech)	\$399	\$529



MAGNIFICATION
MIRRORS

continued on next page »



MEDICINE CABINET ACCESSORIES

	MODEL	DESCRIPTION / UPGRADE OPTIONS	PRICE USD	PRICE CAD
		Ganging Installation Options		
		Ganging Kits		
	UGKIT	For Uplift Tech Cabinets	\$329	\$449
	MGKIT	For M Series, AiO [®] , Vitality [®] , Profiles [®] 30" and 40" H Cabinets and InLine, Profiles and Vesper [®] Lighting	\$97	\$129
	MGKIT70	For M Series 70" H Cabinets	\$179	\$229
	P2RMGKIT	For M Series Reserve [™] AIO Reserve, Presence, COV, and PL PORTRAY [™] 20", 26", 30", 36", 40" and 48" H Cabinets	\$97	\$129
	P2RMGKITFL	For M Series Reserve and PL PORTRAY 72" H Cabinets	\$179	\$229
	P2SMEXTENDKIT	For M Series Reserve, AIO Reserve, Presence and PL PORTRAY Cabinets	\$179	\$229
	PLGKIT	For PL Series Cabinets	\$97	\$129
		Multiple Cabinet Surface-Mount and Ganging Kit		
	P2SM-GKIT20D4P	20" H x 4" D, For PL PORTRAY Cabinets	\$379	\$499
	P2SM-GKIT26D4P	26" H x 4" D, For PL PORTRAY Cabinets	\$379	\$499
	P2SM-GKIT30D4P	30" H x 4" D, For M Series Reserve, AIO Reserve, Presence, and PL PORTRAY Cabinets	\$379	\$499
	P2SM-GKIT30D6P	30" H x 6" D, For M Series Reserve Cabinets	\$429	\$579
	P2SM-GKIT36D4P	36" H x 4" D, For M Series Reserve, AIO Reserve, Presence and PL PORTRAY Cabinets	\$499	\$679
	P2SM-GKIT36D6P	36" H x 6" D, For M Series Reserve Cabinets	\$549	\$749
	P2SM-GKIT40D4P	40" H x 4" D, For M Series Reserve, AIO Reserve, COV, Presence and PL PORTRAY Cabinets	\$499	\$679
	P2SM-GKIT40D4P	40" H x 6" D, For M Series Reserve Cabinets	\$499	\$679
	P2SM-GKIT48D4P	48" H x 4" D, For M Series Reserve, AIO Reserve, and Presence Cabinets	\$599	\$779
	P2SM-GKIT48D6P	48" H x 6" D, For M Series Reserve Cabinets	\$679	\$899
	P2SM-GKIT72D4P	72" H x 4" D, For M Series Reserve and PL PORTRAY Cabinets	\$979	\$1,299
	P2SM-GKIT72D6P	72" H x 6" D, For M Series Reserve Cabinets	\$999	\$1,349
		Multiple Cabinet Semi-Recessed and Ganging Kit		
	P2SM-GKIT30D6SR	30" H x 6" D, For M Series Reserve Cabinets	\$429	\$579
	P2SM-GKIT36D6SR	36" H x 6" D, For M Series Reserve Cabinets	\$549	\$749
	P2SM-GKIT40D6SR	40" H x 6" D, For M Series Reserve Cabinets	\$549	\$749
	P2SM-GKIT48D6SR	48" H x 6" D, For M Series Reserve Cabinets	\$679	\$899
	P2SM-GKIT72D6SR	72" H x 6" D, For M Series Reserve Cabinets	\$999	\$1,349

CABINETS

NICHES

LIGHTING

MIRRORS

VANITIES

CRAFT SERIES

MAGNIFICATION
MIRRORS

ACCESSORIES



CABINETS

NICHES

LIGHTING

MIRRORS

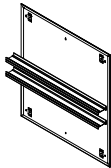
VANITIES

CRAFT SERIES

MAGNIFICATION MIRRORS


ACCESSORIES

MIRROR ACCESSORIES



MODEL	DESCRIPTION / UPGRADE OPTIONS	PRICE USD	PRICE CAD
Ganging Kits			
For Profiles® Mirrors			
PMGKIT2430	For 24" W × 30" H Mirrors	\$629	\$829
PMGKIT2440	For 24" W × 40" H Mirrors	\$629	\$829
PMGKIT3030	For 30" W × 30" H Mirrors	\$679	\$899
PMGKIT3040	For 30" W × 40" H Mirrors	\$679	\$899
PMGKIT3630	For 36" W × 30" H Mirrors	\$729	\$979
PMGKIT3640	For 36" W × 40" H Mirrors	\$729	\$979

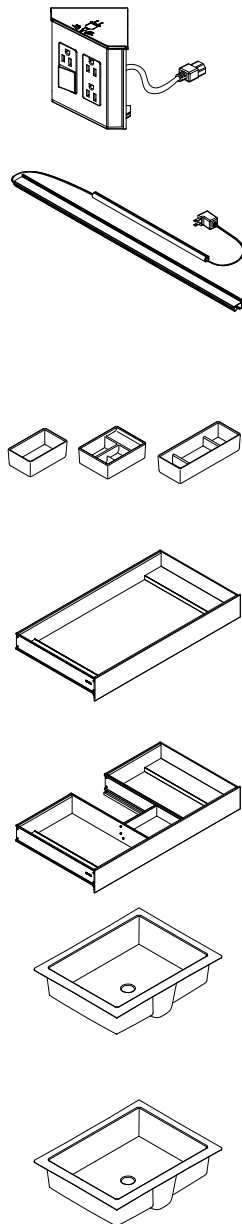
LIGHTING ACCESSORIES



MODEL	DESCRIPTION / UPGRADE OPTIONS	PRICE USD	PRICE CAD
Wall Control			
SWAY	\$199	\$279	\$249



VANITY ACCESSORIES



MODEL	DESCRIPTION / UPGRADE OPTIONS	PRICE USD	PRICE CAD
Electric Accessory			
For Profiles® and Cartesian® Vanities			
VAELECTRIC18	For 15" H × 18" D Drawers	\$779	\$1,049
VAELECTRIC21	For 15" H × 21" D Drawers	\$779	\$1,049
Night Lights, Selectable 2700K/4000K			
For Profiles and Cartesian Vanities			
SLEDS12	For 12" W Drawers	\$479	\$649
SLEDS24	For 24" W Drawers	\$529	\$699
SLEDS30	For 30" W Drawers	\$649	\$849
SLEDS36	For 36" W Drawers	\$779	\$1,049
Glass Bins			
For all Vanities and Linen Cabinets			
GLASSBIN5.25	3-1/4" W 5-1/4" H 2-1/8" D	\$60	\$80
GLASSBIN6.38	4-7/8" W 6-3/8" H 2-1/8" D	\$60	\$80
GLASSBIN8.5	3-1/4" W 8-1/2" H 2-1/8" D	\$60	\$80
Full Drawer Inserts			
For Profiles and Cartesian Vanities			
VADRAWER12X	For 12" W × 15" H Drawers	\$899	\$1,199
VADRAWER24X*	For 24" W × 15" H Drawers	\$999	\$1,329
VADRAWER30X	For 30" W × 15" H Drawers	\$1,229	\$1,629
VADRAWER36X	For 36" W × 15" H Drawers	\$1,399	\$1,849
Plumbing Drawer Inserts			
For Profiles and Cartesian Vanities			
VADRAWER24P	For 24" W × 15" H Drawers	\$1,129	\$1,479
VADRAWER30P	For 30" W × 15" H Drawers	\$1,229	\$1,629
VADRAWER36P	For 36" W × 15" H Drawers	\$1,399	\$1,849
Undercounter Sink for Custom Profiles and Cartesian Tops			
Includes Mounting Brackets			
LAV1UM-101	17-1/4" × 13" L × 5" D, White	\$629	\$829
Undercounter Sink for Custom Craft Series Tops			
Includes Mounting Brackets			
LAV2UM-101	17-1/4" × 13" L × 5" D, White	\$629	\$829

CABINETS

NICHE

LIGHTING

MIRRORS

VANITIES

CRAFT SERIES

MAGNIFICATION
MIRRORS

ACCESSORIES



CABINETS

NICHES

LIGHTING

MIRRORS

VANITIES

CRAFT SERIES

MAGNIFICATION MIRRORS

ACCESSORIES

VANITY ACCESSORIES

MODEL	DESCRIPTION / UPGRADE OPTIONS	PRICE USD	PRICE CAD
Installation Kits			
Single Side Kits			
For Profiles and Cartesian Vanities			
VM1SKH1D18-__	For 7-½" H × 18" D Vanities, Essentials Palette	\$379	\$499
VM1SKH1D18-__	For 7-½" H × 18" D Vanities, Classic Palette	\$479	\$649
VM1SKH1D18-__	For 7-½" H × 18" D Vanities, Inspire Palette	\$529	\$699
VM1SKH1D21-__	For 7-½" H × 21" D Vanities, Essentials Palette	\$379	\$499
VM1SKH1D21-__	For 7-½" H × 21" D Vanities, Classic Palette	\$479	\$649
VM1SKH1D21-__	For 7-½" H × 21" D Vanities, Inspire Palette	\$529	\$699
VM1SKH2D18-__	For 15" H × 18" D Vanities, Essentials Palette	\$479	\$649
VM1SKH2D18-__	For 15" H × 18" D Vanities, Classic Palette	\$529	\$699
VM1SKH2D18-__	For 15" H × 18" D Vanities, Inspire Palette	\$699	\$929
VM1SKH2D21-__	For 15" H × 21" D Vanities, Essentials Palette	\$479	\$649
VM1SKH2D21-__	For 15" H × 21" D Vanities, Classic Palette	\$529	\$699
VM1SKH2D21-__	For 15" H × 21" D Vanities, Inspire Palette	\$699	\$929
VM1SKH3D18-__	For 22-½" H × 18" D Vanities, Essentials Palette	\$529	\$699
VM1SKH3D18-__	For 22-½" H × 18" D Vanities, Classic Palette	\$699	\$929
VM1SKH3D18-__	For 22-½" H × 18" D Vanities, Inspire Palette	\$779	\$1,049
VM1SKH3D21-__	For 22-½" H × 21" D Vanities, Essentials Palette	\$529	\$699
VM1SKH3D21-__	For 22-½" H × 21" D Vanities, Classic Palette	\$699	\$929
VM1SKH3D21-__	For 22-½" H × 21" D Vanities, Inspire Palette	\$779	\$1,049
VM1SKH4D18-__	For 30" H × 18" D Vanities, Essentials Palette	\$699	\$929
VM1SKH4D18-__	For 30" H × 18" D Vanities, Classic Palette	\$779	\$1,049
VM1SKH4D18-__	For 30" H × 18" D Vanities, Inspire Palette	\$899	\$1,199
VM1SKH4D21-__	For 30" H × 21" D Vanities, Essentials Palette	\$699	\$929
VM1SKH4D21-__	For 30" H × 21" D Vanities, Classic Palette	\$779	\$1,049
VM1SKH4D21-__	For 30" H × 21" D Vanities, Inspire Palette	\$899	\$1,199

COLOR OPTIONS

Select a glass color for
Side Kits by inserting the
color code into the model number (__):

Essentials Palette:

Tinted Gray Mirror 11
White 21

Classic Palette:

Matte Sand (21"D only) 16
Matte Slate (21"D only) 17
Matte White 26
Matte Gray 27
Matte Black 28

Inspire Palette:

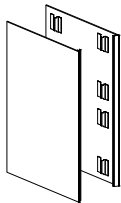
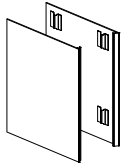
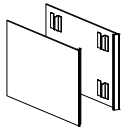
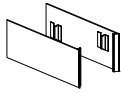
Satin Bronze 12
Satin White 19

continued on next page »



VANITY ACCESSORIES

MODEL	DESCRIPTION / UPGRADE OPTIONS	PRICE USD	PRICE CAD
Installation Kits			
Pair of Side Kits For Profiles® and Cartesian® Vanities			
VM2SKH1D18-__	For 7-½" H × 18" D Vanities, Essentials Palette	\$529	\$699
VM2SKH1D18-__	For 7-½" H × 18" D Vanities, Classic Palette	\$779	\$1,049
VM2SKH1D18-__	For 7-½" H × 18" D Vanities, Inspire Palette	\$979	\$1,299
VM2SKH1D21-__	For 7-½" H × 21" D Vanities, Essentials Palette	\$529	\$699
VM2SKH1D21-__	For 7-½" H × 21" D Vanities, Classic Palette	\$779	\$1,049
VM2SKH1D21-__	For 7-½" H × 21" D Vanities, Inspire Palette	\$979	\$1,299
VM2SKH2D18-__	For 15" H × 18" D Vanities, Essentials Palette	\$699	\$929
VM2SKH2D18-__	For 15" H × 18" D Vanities, Classic Palette	\$899	\$1,199
VM2SKH2D18-__	For 15" H × 18" D Vanities, Inspire Palette	\$1,129	\$1,479
VM2SKH2D21-__	For 15" H × 21" D Vanities, Essentials Palette	\$699	\$929
VM2SKH2D21-__	For 15" H × 21" D Vanities, Classic Palette	\$899	\$1,199
VM2SKH2D21-__	For 15" H × 21" D Vanities, Inspire Palette	\$1,129	\$1,479
VM2SKH3D18-__	For 22-½" H × 18" D Vanities, Essentials Palette	\$979	\$1,179
VM2SKH3D18-__	For 22-½" H × 18" D Vanities, Classic Palette	\$1,179	\$1,399
VM2SKH3D18-__	For 22-½" H × 18" D Vanities, Inspire Palette	\$1,399	\$1,649
VM2SKH3D21-__	For 22-½" H × 21" D Vanities, Essentials Palette	\$979	\$1,299
VM2SKH3D21-__	For 22-½" H × 21" D Vanities, Classic Palette	\$1,179	\$1,549
VM2SKH3D21-__	For 22-½" H × 21" D Vanities, Inspire Palette	\$1,399	\$1,849
VM2SKH4D18-__	For 30" H × 18" D Vanities, Essentials Palette	\$1,179	\$1,549
VM2SKH4D18-__	For 30" H × 18" D Vanities, Classic Palette	\$1,399	\$1,849
VM2SKH4D18-__	For 30" H × 18" D Vanities, Inspire Palette	\$1,549	\$2,049
VM2SKH4D21-__	For 30" H × 21" D Vanities, Essentials Palette	\$1,179	\$1,549
VM2SKH4D21-__	For 30" H × 21" D Vanities, Classic Palette	\$1,399	\$1,849
VM2SKH4D21-__	For 30" H × 21" D Vanities, Inspire Palette	\$1,549	\$2,049



COLOR OPTIONS

Select a glass color for Side Kits by inserting the color code into the model number (__):

Essentials Palette:

Tinted Gray Mirror	11
White	21

Classic Palette:

Matte Sand (21"D only)	16
Matte Slate (21"D only)	17
Matte White	26
Matte Gray	27
Matte Black	28

Inspire Palette:

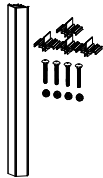
Satin Bronze	12
Satin White	19

continued on next page »



CABINETS
NICHES
LIGHTING
MIRRORS
VANITIES
CRAFT SERIES
MAGNIFICATION MIRRORS
ACCESSORIES

VANITY ACCESSORIES



MODEL	DESCRIPTION / UPGRADE OPTIONS	PRICE USD	PRICE CAD
Ganging Kits For Profiles and Cartesian® Vanities			
VMGKITH1	For 7-½" H Vanities	\$149	\$199
VMGKITH2	For 15" H Vanities	\$149	\$199
VMGKITH3	For 22-½" H Vanities	\$329	\$429
VMGKITH4	For 30" H Vanities	\$329	\$429



Alcove Kits For Profiles and Cartesian® Vanities			
VMAKITH1	For 7-½" H Vanities	\$179	\$229
VMAKITH2	For 15" H Vanities	\$179	\$229
VMAKITH3	For 22-½" H Vanities	\$379	\$499
VMAKITH4	For 30" H Vanities	\$379	\$499

This image shows a blank sheet of white paper with horizontal ruling lines. The lines are evenly spaced and extend across the width of the page. There is no handwriting or other markings on the paper.



SAMPLES



Loose Samples available to order now

Finalize your design now. Order material samples directly from our team of experts and work with our in house concierge service to answer any questions.

1 Submit your request via robern.com/samples

2 A Robern concierge will be in touch about your order

3 3-4 day delivery for standard sample orders (larger sample orders may experience 5-7 day delivery)

Contact customerservice@robern.com to place an order.









Variations between online images, samples, and the final product may occur.



CABINET SAMPLES

Metal Finish

Variations between online images, samples, and the final product may occur.

MODEL	COLOR / FINISH	SIZE	COV	Uplift Tech Handle	Profiles	Murray Hill	Craft Series Industrial Metal	Craft Series Round Metal	Craft Series Thin Framed Metal	Main Line	Side Kits
M-074*	 Brushed Black	1-½" x 2"								•	
M-075*	 Brushed Bronze	1-½" x 2"								•	
M-063	 Matte White	2" x 2"	•								
M-068	 Iron Black	2" x 2"					•		•		
M-069	 Brushed Pewter	2" x 2"					•		•		
M-076	 Chrome	2" x 2"	•	•	•	•				•	
M-077	 Polished Nickel	2" x 2"		•	•					•	
M-082	 Matte Gold	2" x 2"		•							
M-083	 Matte Black	2" x 2"	•	•	•	•		•			
M-084	 Polished Stainless Steel	2" x 2"				•		•			
M-087	 Aged Brass	2" x 2"					•	•	•		

* Available while supplies last.

Glass Color

Variations between online images, samples, and the final product may occur.

MODEL	COLOR / FINISH	SIZE	COV	Uplift Tech Handle	Profiles	Murray Hill	Craft Series Industrial Metal	Craft Series Round Metal	Craft Series Thin Framed Metal	Main Line	Side Kits
G-010	 Mirror	4" x 4"									•






















For printed versions, reference page 420 for color and finish images.



CABINET SAMPLES

Frame Profile

Variations between online images, samples, and the final product may occur.

MODEL	COLOR / FINISH	SIZE	COV	Uplift Tech Handle	Profiles	Murray Hill	Craft Series Industrial Metal	Craft Series Round Metal	Craft Series Thin Framed Metal	Main Line	Side Kits
BM-066	 Nickel, Bryn Mawr	4" L								•	
ME-066	 Nickel, Merion	4" L								•	
RM-066	 Nickel, Rosemont	4" L								•	
BM-067	 Vintage Brass, Bryn Mawr	4" L								•	
ME-067	 Vintage Brass, Merion	4" L								•	
RM-067	 Vintage Brass, Rosemont	4" L								•	
BM-074	 Brushed Black, Bryn Mawr	4" L								•	
ME-074	 Brushed Black, Merion	4" L								•	
RM-074	 Brushed Black, Rosemont	4" L								•	
BM-075	 Brushed Bronze, Bryn Mawr	4" L								•	
ME-075	 Brushed Bronze, Merion	4" L								•	
RM-075	 Brushed Bronze, Rosemont	4" L								•	
BM-076	 Chrome, Bryn Mawr	4" L								•	
ME-076	 Chrome, Merion	4" L								•	
RM-076	 Chrome, Rosemont	4" L								•	
BM-077	 Polished Nickel, Bryn Mawr	4" L								•	
ME-077	 Polished Nickel, Merion	4" L								•	
RM-077	 Polished Nickel, Rosemont	4" L								•	
PC-076	 Chrome	5" L			•						
PC-077	 Polished Nickel	5" L			•						
PC-083	 Matte Black	5" L			•						

For printed versions, reference page 420 for color and finish images.



VANITY & LINEN CABINET SAMPLES

Metal Finish

Variations between online images, samples, and the final product may occur.

MODEL	COLOR / FINISH	SIZE	CARTESIAN	PROFILES	Bergman	Alisal	Rosebrook	Wyndale	Sendai *	Willowmere	Skaarsgard *	Bodo	Helden	Islamorada *	Sinca *
			CARTESIAN	PROFILES	CRAFT SERIES										
M-068	 Iron Black	2" x 2"								•					
M-069	 Brushed Pewter	2" x 2"			•	•	•	•	•		•				
M-076	 Chrome	2" x 2"		•											
M-077	 Polished Nickel	2" x 2"		•											
M-082	 Matte Gold	2" x 2"		•											
M-083	 Matte Black	2" x 2"		•											
M-087	 Aged Brass	2" x 2"			•		•	•	•					•	
M-088	 Antique Bronze	2" x 2"				•				•					

* Linen Cabinets available for these Collections.


















For printed versions, reference page 420 for color and finish images.



VANITY & LINEN CABINET SAMPLES

Wood Finish

Variations between online images, samples, and the final product may occur.

MODEL	COLOR / FINISH	SIZE	CARTESIAN	PROFILES	Bergman	Alisal	Rosebrook	Wyndale	Sendai *	Willowmere	Skaarsgard *	Bodo	Helden	Islamorada *	Sinca *
W-201	 Natural Gray	4" x 4"			•				•						
W-202	 Greige Oak	4" x 4"				•									
W-203	 Light Gray Oak	4" x 4"										•			
W-204	 Rustic Oak	4" x 4"								•			•		
W-205	 Gray Oak	4" x 4"					•								
W-206	 Light Burnt Oak	4" x 4"										•			
W-207	 Honey Oak	4" x 4"						•							
W-208	 Light Oak	4" x 4"					•								
W-209	 Weathered Oak	4" x 4"				•									
W-210	 Weathered Oak Drift	4" x 4"								•					
W-212	 Dark Burnt Oak	4" x 4"						•							
W-213	 Drifted Matte Brown	4" x 4"								•					
W-215	 Matte Black Oak	4" x 4"			•				•						
W-217	 White Oak	4" x 4"													•
W-218	 Walnut	4" x 4"													•
W-220	 Sand	4" x 4"												•	
W-221	 Nori	4" x 4"												•	

* Linen Cabinets available for these Collections.










For printed versions, reference page 420 for color and finish images.



VANITY & LINEN CABINET SAMPLES

Glass Color

Variations between online images, samples, and the final product may occur.

MODEL	COLOR / FINISH	SIZE	Cartesian	Profiles	Bergman	Alisal	Rosebrook	Wyndale	Sendai *	Willowmere	Skaarsgard *	Bodo	Helden	Islamorada *	Sinca *
			CARTESIAN	PROFILES	CRAFT SERIES										
G-011	 Tinted Gray Mirror	4" x 4"	•	•											
G-012	 Satin Bronze	4" x 4"	•	•											
G-016	 Matte Sand	4" x 4"	•												
G-017	 Matte Slate	4" x 4"	•												
G-019	 Satin White	4" x 4"	•	•											
G-021	 White	4" x 4"	•	•											
G-026	 Matte White	4" x 4"	•	•											
G-027	 Matte Gray	4" x 4"	•	•											
G-028	 Matte Black	4" x 4"	•	•											

* Linen Cabinets available for these Collections.

For printed versions, reference page 420 for color and finish images.



VANITY & LINEN CABINET SAMPLES

Vanity Top

Variations between online images, samples, and the final product may occur.

MODEL	COLOR / FINISH	SIZE	Cartesian	Profiles	Bergman	Alisal	Rosebrook	Wyndale	Sendai *	Willowmere	Skaarsgard *	Bodo	Helden	Islamorada *	Sinca *
			CARTESIAN	PROFILES	CRAFT SERIES										
T-021	 Glass, White	4" x 4"	•	•											
T-090	 Quartz, Lava Black	4" x 4"	•	•										•	•
T-091	 Quartz, Stone Gray	4" x 4"	•	•										•	•
T-092	 Quartz, Quartz White	4" x 4"	•	•										•	•
T-093	 Quartz, White Zeus Extreme	4" x 4"	•	•	•				•				•	•	•
T-094	 Quartz, Lyra	4" x 4"	•	•										•	•
T-096	 Quartz, Pietra	4" x 4"			•				•				•		
T-097	 Quartz, Calypso	4" x 4"			•				•				•		
T-102	 Mineral Cast, Matte White	4" x 4"									•	•			
T-095	 Quartz, Eternal Marquina	4" x 8"			•				•				•		
T-100	 Quartz, Eternal Calacatta Gold	4" x 8"			•				•				•		

* Linen Cabinets available for these Collections.












For printed versions, reference page 420 for color and finish images.



MIRROR SAMPLES

Metal Finish

Variations between online images, samples, and the final product may occur.

MODEL	COLOR / FINISH	SIZE	Triptych Metal	Contour Metal	Arch Metal	Pivot Metal	Mixed Metal	Round Metal	Industrial Metal	Thin Framed Metal	Sculpt	Murray Hill	Profiles	Main Line
M-074*	 Brushed Black	1-½" x 2"												•
M-075*	 Brushed Bronze	1-½" x 2"												•
M-068	 Iron Black	2" x 2"					•		•	•				
M-069	 Brushed Pewter	2" x 2"	•	•	•		•		•	•				
M-076	 Chrome	2" x 2"									•	•	•	•
M-077	 Polished Nickel	2" x 2"									•		•	•
M-082	 Matte Gold	2" x 2"									•			
M-083	 Matte Black	2" x 2"									•	•	•	
M-084	 Polished Stainless Steel	2" x 2"			•	•				•				
M-086	 Brass	2" x 2"						•						
M-087	 Aged Brass	2" x 2"	•	•			•		•	•				
M-088	 Antique Bronze	2" x 2"				•	•							

* Available while supplies last.
























For printed versions, reference page 420 for color and finish images.



MIRROR SAMPLES

Frame Profile

Variations between online images, samples, and the final product may occur.

MODEL	COLOR / FINISH	SIZE	Triptych Metal	Contour Metal	Arch Metal	Pivot Metal	Mixed Metal	Round Metal	Industrial Metal	Thin Framed Metal	Sculpt	Murray Hill	Profiles	Main Line
BM-066	 Nickel, Bryn Mawr	4" L												•
ME-066	 Nickel, Merion	4" L												•
RM-066	 Nickel, Rosemont	4" L												•
BM-067	 Vintage Brass, Bryn Mawr	4" L												•
ME-067	 Vintage Brass, Merion	4" L												•
RM-067	 Vintage Brass, Rosemont	4" L												•
BM-074	 Brushed Black, Bryn Mawr	4" L												•
ME-074	 Brushed Black, Merion	4" L												•
RM-074	 Brushed Black, Rosemont	4" L												•
BM-075	 Brushed Bronze, Bryn Mawr	4" L												•
ME-075	 Brushed Bronze, Merion	4" L												•
RM-075	 Brushed Bronze, Rosemont	4" L												•
BM-076	 Chrome, Bryn Mawr	4" L												•
ME-076	 Chrome, Merion	4" L												•
RM-076	 Chrome, Rosemont	4" L												•
BM-077	 Polished Nickel, Bryn Mawr	4" L												•
ME-077	 Polished Nickel, Merion	4" L												•
RM-077	 Polished Nickel, Rosemont	4" L												•
PC-076	 Chrome	5" L											•	
PC-077	 Polished Nickel	5" L											•	
PC-083	 Matte Black	5" L											•	
CM-082	 Matte Gold, Sculpt Chamfer	5" L									•			
SM-083	 Matte Black, Sculpt Slim	5" L									•			





For printed versions, reference page 420 for color and finish images.



LIGHTING SAMPLES



Metal Finish

Variations between online images, samples, and the final product may occur.

MODEL	COLOR / FINISH	SIZE	Tenor Modular	Tenor Sconce	Profiles Modular
M-076	 Chrome	2" x 2"	•	•	•
M-077	 Polished Nickel	2" x 2"	•	•	•
M-083	 Matte Black	2" x 2"	•	•	•
M-086	 Brass	2" x 2"	•	•	

Frame Profile

Variations between online images, samples, and the final product may occur.

MODEL	COLOR / FINISH	SIZE	Tenor Modular	Tenor Sconce	Profiles Modular
PC-076	 Chrome	5" L			•
PC-077	 Polished Nickel	5" L			•
PC-083	 Matte Black	5" L			•

For printed versions, reference page 420 for color and finish images.



FREIGHT POLICY

DISTRIBUTORS

- \$10,000 net minimum order for freight paid by Robern
- Under \$10,000 net minimum will incur a handling and freight charge as follows:

Zone 1 - \$700

Zone 2 - \$750

Zone 3 - \$800

Zone 4 - \$800

DEALERS

- \$2,000 net minimum for freight paid by Robern
- Under \$2,000 net minimum will incur a freight charge as follows:

Zone 1 - \$170

Zone 2 - \$190

Zone 3 - \$210

Zone 4 - \$220

- Under \$1,000 net minimum will incur a freight charge as follows:

Zone 1 - \$155

Zone 2 - \$175

Zone 3 - \$195

Zone 4 - \$205

- Under \$500 net minimum will incur a freight charge as follows:

Zone 1 - \$90

Zone 2 - \$95

Zone 3 - \$100

Zone 4 - \$105

ZONES

Zone 1: CT, DE, FL, GA, MA, MD, ME, NC, NH, NJ, NY, PA, RI, SC, VA, VT, Ontario, Quebec

Zone 2: AL, AR, IA, IL, IN, KS, KY, LA, MI, MN, MS, MO, NE, OH, OK, SD, ND, TN, TX, WI, WV, Manitoba, Saskatchewan

Zone 3: AZ, CO, ID, MT, NM, NV, OR, UT, WA, WY, Alberta, British Columbia

Zone 4: CA

OVERSEAS AND SHIPMENTS OUTSIDE CONTIGUOUS UNITED STATES

- All overseas shipments and shipments outside the contiguous United States will be rate quoted and the customer will pay actual freight costs

QUICK SHIP PROGRAM

- Robern Quick Ship Program is intended for use by Robern's dealers only
- Robern Quick Ship orders must be placed on a separate P.O. Begin your Quick Ship P.O. Please clearly mark the order "Quick Ship".
- Maximum order value for Quick Ship order \$10,000 net
- Net order must exceed \$2,000 to get freight pre-paid by Robern. If order does not exceed \$2,000, shipping charges will apply
- All Robern sales and shipping conditions apply
- Orders will ship within 72 hours of receipt of order
- Quick Ship orders are non-cancelable
- The model numbers listed in bold throughout the price book are the only models available on the Quick Ship Program

Freight Policy is subject to change.



RETURN POLICY

RETURN POLICY

- Prior written approval in the form of an RGA (**Return Goods Authorization**) must be obtained from Robern Customer Service Team
- All common carrier instructions on packaging should be followed, for example: *Do Not Stack or Do Not Lay Flat*
- Product must be returned in the same manner Robern originally shipped the product
- Vanities should not be stacked
- Products on pallets should not be laid flat and should remain palletized and not stacked, for example, Uplift® Tech Medicine Cabinets
- Product must be available in the current price book and not be discontinued or available as limited quantities
- 90 days return window from invoice date
- Buyer will incur a 25% restocking fee
- All products must be returned freight paid by customer
- Product must be received within 14 days of RGA issue date
- Robern reserves the right to approve or deny all returns

SAFE ARRIVAL POLICY

Robern takes every reasonable precaution against breakage or other damage in transit.

It is the Buyer's responsibility to inspect products upon delivery for transit damage and/or shortage.

If damage or shortage is detected, it should be duly noted on the bill of lading prior to signing for the merchandise.

Buyer must then contact Robern to determine if the product can be repaired with replacement parts or returned to Robern in exchange for a new unit.

Please do not refuse delivery of damaged product.

INELIGIBLE PRODUCT

- Vitality® Lighted Mirrors
- Murray Hill™ Mirrors and Cabinets
- Hanging Mirrors
- Statuesque Mirror
- Instinct Lit Mirrors
- All Vanities and Linen Towers
- All Lighting
- All Accessories
- COV niche
- Engineered Stone Countertops
- All Replacement Doors
- Previously installed product
- All product marked for discontinuation

HOW TO MAKE A RETURN

Email a note requesting an RGA to your Customer Service Team at Robern with the following:

- Model and serial number of the product
- Copy of the invoice to verify date and purchase price of the product

Email — see pg. 2

Return product along with a copy of the RGA and RGA # written on the carton. Product must be received in original packaging.

All common carrier instructions on packaging should be followed, for example: *Do Not Stack or Do Not Lay Flat*.

Once received at Robern, the product will be inspected and credit issued. The product must arrive at Robern in A-1 condition to receive credit.



WARRANTY/TERMS AND CONDITIONS/CARE AND CLEANING

LIMITED WARRANTY, ONE-YEAR TERM

Robern warrants to the original purchaser that it will, at its election, repair, replace, or make appropriate adjustment to products made by this company shown to have significant defects in material or workmanship which are reported to Robern in writing within one (1) year from the date of delivery. Robern is not responsible for installation costs.

The warranty time period for operating components including door hinges and opening devices to the original owner extends beyond the one-year term.

The warranty is void in the event the product is damaged in transit, or if damage or failure is caused by abuse, misuse, abnormal usage, faulty installation, damage in an accident, improper maintenance, or any repairs other than those authorized by Robern. At the expiration of the one-year warranty period, Robern shall be under no further obligation under any warranty, expressed or implied, including the implied warranty of merchantability.

Robern shall not be liable for any consequential damages arising out of or in connection with the use or performance of its products. Some states do not allow limitations on how long an implied warranty lasts or do not allow the exclusion or limitation of incidental or consequential damages, so the above limitation or exclusion may not apply to you.

Any liability against Robern under any implied warranty, including the warranty of merchantability, is expressly limited to the terms of this warranty.

Permission to return any merchandise under this warranty must be authorized by Robern and returned prepaid by the purchaser.

Claims under this warranty should be sent directly to your dealer.

TERMS AND CONDITIONS

Conditions of Purchase

Robern products are built to order. Products shipped and received in accordance with customers' accepted orders are non-refundable. Purchase orders cannot be adjusted after 48 hours. Certain products are non-cancelable once orders are received:

- Classic and Inspire Palettes
- Profiles Vanities
(Essentials, Classic, and Inspire Palettes)
- Engineered Stone Tops

Payment Terms

- Payment Terms: Net 30 days.
- Free Freight Allowed on Dealer orders greater than \$2,000 net.
- Free Freight Allowed on Distributor orders greater than \$10,000 net.

CARE AND CLEANING

For best results, keep the following in mind when caring for your Robern product:

Aluminum and Glass

- Blot spills immediately with a soft, damp cloth.
- Test cleaners in a discrete location first, such as the inside of a door, to ensure that there is no adverse reaction.
- Ammonia or vinegar-based cleaners can damage mirrors. Do not use abrasive cleansers.
- A 50/50 solution of water and isopropyl alcohol is recommended for cleaning medicine cabinets and mirrors.
- When cleaning, spray the cloth, not the mirror or surround surfaces.

Wood

- Do not expose wood furniture to direct sunlight, drying heat sources, or dampness.
- Protect wood surfaces by using felt, leather or cork under accessories. Never slide objects across wood surfaces.
- Dust frequently with a soft cloth in the direction of the grain.
- Use only products specifically made for cleaning wood. Avoid using oily polishes or waxes, or products containing silicone.
- Every six months, remove soil buildup by rubbing with a soft cloth dampened in a 50/50 solution of warm water and an ammonia-free detergent. Wipe clean with a cloth dampened in warm water. Wipe dry.
- Paint pens and touch-up markers may be available to conceal scratches on the wood surface. These products may be purchased from a Robern distributor or call 1-800-877-2376 for ordering information.



WARRANTY REQUEST FORM

ROBERN CUSTOMER SERVICE

701 North Wilson Avenue, Bristol, PA, 19007
Email: reference pg.2
Phone: 800-877-2376

Registered Robern Dealers and Distributors may request service parts for damaged or defective product using this warranty request form.

- Forms received after 5PM (EST) will be processed on the following business day.
- Warranty parts generally ship within 7 days of order entry.
- Robern Customer Service will email an order confirmation when the order is entered.

We appreciate your business and apologize for any inconvenience this situation may have caused.

DEALER INFORMATION

Date: _____

Company Name: _____

Contact Name: _____

Phone Number: _____

Email: _____

PRODUCT INFORMATION

Please include as much information about the product as possible. Items with an asterisk (*) are required. If required information is missing, this form will be rejected and returned to the sender.

*Model Number: _____

*Robern's PO Number: _____

*Invoice Number: _____

*Description of missing or damaged part: _____

*Serial Number: _____

SHIP-TO INFORMATION

If the **ship-to** address for the warranty parts order is different than that of the original order, please provide the information below.

Complete Name: _____

Street Address: _____

City, State, Zip Code: _____

Contact Phone Number: _____

Contact Email Address: _____

CONFIRMATION INFORMATION

Robern Customer Service will provide an order confirmation to the contact information listed below.

Email: _____



INDEX

	Price USD	Price CAD	Page		Price USD	Price CAD	Page
5M0008FLUT76	\$399	\$529	355	CC2030D4ND35TU	\$2,329	\$3,099	337
5M0008FUUN70	\$299	\$429	355	CC2030D4TF68SC	\$1,729	\$2,299	335
5M0008FUUN76	\$299	\$429	355	CC2030D4TF68TU	\$2,079	\$2,749	335
5M0008FUUN83	\$299	\$429	355	CC2030D4TF69SC	\$1,729	\$2,299	335
5M0008FUUN85	\$299	\$429	355	CC2030D4TF69TU	\$2,079	\$2,749	335
5M0008WLUT76	\$449	\$599	355	CC2030D4TF87SC	\$1,729	\$2,299	335
7M0008WUFN76S	\$229	\$299	355	CC2030D4TF87TU	\$2,079	\$2,749	335
AR2030D4FP1LE	\$2,999	\$3,999	27	CC2034D4RC83SC	\$1,779	\$2,349	333
AR2030D4FP1LP	\$3,099	\$4,149	27	CC2034D4RC83TU	\$2,129	\$2,829	333
AR2030D4FP1RE	\$2,999	\$3,999	27	CC2034D4RC84SC	\$1,779	\$2,349	333
AR2030D4FP1RP	\$3,099	\$4,149	27	CC2034D4RC84TU	\$2,129	\$2,829	333
AR2040D4FP1LE	\$3,699	\$4,899	27	CC2034D4RC87SC	\$1,779	\$2,349	333
AR2040D4FP1LP	\$3,799	\$5,049	27	CC2034D4RC87TU	\$2,129	\$2,829	333
AR2040D4FP1RE	\$3,699	\$4,899	27	CC2440D4ND34SC	\$2,349	\$3,129	337
AR2040D4FP1RP	\$3,799	\$5,049	27	CC2440D4ND34TU	\$2,679	\$3,579	337
AR2048D4FP1LE	\$4,429	\$5,879	27	CC2440D4ND35SC	\$2,349	\$3,129	337
AR2048D4FP1LP	\$4,579	\$6,079	27	CC2440D4ND35TU	\$2,679	\$3,579	337
AR2048D4FP1RE	\$4,429	\$5,879	27	CC2440D4TF68SC	\$2,099	\$2,799	335
AR2048D4FP1RP	\$4,579	\$6,079	27	CC2440D4TF68TU	\$2,449	\$3,249	335
AR2430D4FP1LE	\$3,629	\$4,799	28	CC2440D4TF69SC	\$2,099	\$2,799	335
AR2430D4FP1LP	\$3,729	\$4,949	28	CC2440D4TF69TU	\$2,449	\$3,249	335
AR2430D4FP1RE	\$3,629	\$4,799	28	CC2440D4TF87SC	\$2,099	\$2,799	335
AR2430D4FP1RP	\$3,729	\$4,949	28	CC2440D4TF87TU	\$2,449	\$3,249	335
AR2440D4FP1LE	\$4,429	\$5,879	28	CC2444D4RC83SC	\$2,129	\$2,829	333
AR2440D4FP1LP	\$4,579	\$6,079	28	CC2444D4RC83TU	\$2,499	\$3,329	333
AR2440D4FP1RE	\$4,429	\$5,879	28	CC2444D4RC84SC	\$2,129	\$2,829	333
AR2440D4FP1RP	\$4,579	\$6,079	28	CC2444D4RC84TU	\$2,499	\$3,329	333
AR2448D4FP1LE	\$4,949	\$6,599	28	CC2444D4RC87SC	\$2,129	\$2,829	333
AR2448D4FP1LP	\$5,099	\$6,779	28	CC2444D4RC87TU	\$2,499	\$3,329	333
AR2448D4FP1RE	\$4,949	\$6,599	28	CM0030C86	\$2,179	\$2,899	349
AR2448D4FP1RP	\$5,099	\$6,779	28	CM2030ND34	\$1,379	\$1,829	345
AR3030D4FP2LE	\$4,599	\$6,099	28	CM2030ND35	\$1,379	\$1,829	345
AR3030D4FP2LP	\$4,699	\$6,249	28	CM2030TF68	\$1,199	\$1,599	343
AR3040D4FP2LE	\$5,349	\$7,129	29	CM2030TF69	\$1,199	\$1,599	343
AR3040D4FP2LP	\$5,479	\$7,299	29	CM2030TF87	\$1,199	\$1,599	343
AR3048D4FP2LP	\$6,149	\$8,199	29	CM2033AR83	\$929	\$1,229	347
AR3630D4FP2LE	\$4,829	\$6,399	29	CM2033AR84	\$929	\$1,229	347
AR3630D4FP2LP	\$4,929	\$6,549	29	CM2033AR86	\$929	\$1,229	347
AR3640D4FP2LE	\$5,979	\$7,929	29	CM2034RC83	\$1,229	\$1,629	341
AR3640D4FP2LP	\$6,149	\$8,199	29	CM2034RC84	\$1,229	\$1,629	341
AR3648D4FP2LP	\$7,379	\$9,799	29	CM2034RC87	\$1,229	\$1,629	341
CAMM	\$63	\$84	359	CM2040PL83	\$1,149	\$1,529	348
CC2030D4ND34SC	\$1,949	\$2,599	337	CM2040PL84	\$1,149	\$1,529	348
CC2030D4ND34TU	\$2,329	\$3,099	337	CM2040PL86	\$1,149	\$1,529	348
CC2030D4ND35SC	\$1,949	\$2,599	337	CM2436H84	\$2,299	\$3,049	352



INDEX

	Price USD	Price CAD	Page		Price USD	Price CAD	Page
CM2436H88	\$2,299	\$3,049	352	CVRO5620569	\$7,529	\$10,029	309
CM2440A69	\$2,299	\$3,049	350	CVRO5620887	\$7,529	\$10,029	309
CM2440A87	\$2,299	\$3,049	350	CVSE2420169D	\$5,629	\$7,499	313
CM2440L69	\$3,479	\$4,629	353	CVSE2421587D	\$5,629	\$7,499	313
CM2440L87	\$3,479	\$4,629	353	CVSE3021587D	\$5,779	\$7,679	313
CM2440M6968	\$2,179	\$2,899	346	CVSE3620169D	\$6,649	\$8,829	313
CM2440M8788	\$2,179	\$2,899	346	CVSE3621587D	\$6,649	\$8,829	313
CM2440ND34	\$1,779	\$2,349	345	CVSE4821587D	\$7,929	\$10,549	313
CM2440ND35	\$1,779	\$2,349	345	CVSE6020169D	\$9,349	\$12,429	313
CM2440TF68	\$1,699	\$2,279	343	CVSE6021587D	\$9,349	\$12,429	313
CM2440TF69	\$1,699	\$2,279	343	CVSK2420469	\$3,849	\$5,129	317
CM2440TF87	\$1,699	\$2,279	343	CVSK3020469	\$3,979	\$5,279	317
CM2444RC83	\$1,729	\$2,299	341	CVSK3620469	\$4,049	\$5,399	317
CM2444RC84	\$1,729	\$2,299	341	CVSK4820469	\$5,679	\$7,579	317
CM2444RC87	\$1,729	\$2,299	341	CVSK6020469	\$7,199	\$9,579	317
CM4740T69	\$4,879	\$6,479	351	CVSM2422087	\$3,329	\$4,429	323
CM4740T87	\$4,879	\$6,479	351	CVSM2422187	\$3,329	\$4,429	323
CM8644RPFNP3JU	\$5,929	\$7,899	174	CVSM3022087	\$3,449	\$4,579	323
COV2410D4E2-63	\$1,379	\$1,829	127	CVSM3022187	\$3,449	\$4,579	323
COV2410D4E2-76	\$1,379	\$1,829	127	CVSM3622087	\$3,729	\$4,949	323
COV2410D4E2-83	\$1,379	\$1,829	127	CVSM3622187	\$3,729	\$4,949	323
COV2410D4E4-63	\$1,679	\$2,229	127	CVSM4822087	\$5,779	\$7,679	323
COV2410D4E4-76	\$1,679	\$2,229	127	CVSM4822187	\$5,779	\$7,679	323
COV2410D4E4-83	\$1,679	\$2,229	127	CVSN24217	\$3,329	\$4,429	325
CSSE208020169	\$6,799	\$9,049	313	CVSN24218	\$3,329	\$4,429	325
CSSE208021587	\$6,799	\$9,049	313	CVSN30217	\$3,449	\$4,579	325
CSSK208020469	\$5,699	\$7,599	317	CVSN30218	\$3,449	\$4,579	325
CSSM208022087	\$3,999	\$5,319	323	CVSN36217	\$3,729	\$4,949	325
CSSM208022187	\$3,999	\$5,319	323	CVSN36218	\$3,729	\$4,949	325
CSSN2080217	\$3,999	\$5,319	325	CVSN48217	\$5,779	\$7,679	325
CSSN2080218	\$3,999	\$5,319	325	CVSN48218	\$5,779	\$7,679	325
CVAL3620269	\$5,849	\$7,799	307	CVSN60217	\$6,499	\$8,629	325
CVAL3620988	\$5,849	\$7,799	307	CVSN60218	\$6,499	\$8,629	325
CVAL5620269	\$8,429	\$11,229	307	CVWI3621088	\$4,479	\$5,949	315
CVAL5620988	\$8,429	\$11,229	307	CVWI3621368	\$4,479	\$5,949	315
CVBE3620169	\$7,879	\$10,479	305	CVWI7221088	\$7,029	\$9,349	315
CVBE3621587	\$7,879	\$10,479	305	CVWI7221368	\$7,029	\$9,349	315
CVBO36203	\$4,049	\$5,399	319	CVWY3620787	\$4,979	\$6,629	311
CVBO36206	\$4,049	\$5,399	319	CVWY3621269	\$4,979	\$6,629	311
CVBO60203	\$4,929	\$6,549	319	CVWY7220787	\$9,629	\$12,799	311
CVBO60206	\$4,929	\$6,549	319	CVWY7221269	\$9,629	\$12,799	311
CVHE36204D	\$4,649	\$6,179	321	D2C1630D4__66SC	\$1,279	\$1,699	110
CVHE60204D	\$7,499	\$9,979	321	D2C1630D4__66TM	\$1,729	\$2,299	110
CVRO3620569	\$5,079	\$6,749	309	D2C1630D4__74SC	\$1,279	\$1,699	110
CVRO3620887	\$5,079	\$6,749	309	D2C1630D4__74TM	\$1,729	\$2,299	110

**INDEX**

	Price USD	Price CAD	Page		Price USD	Price CAD	Page
D2C1630D4__75SC	\$1,279	\$1,699	110	D2C2430D4__66TM	\$2,079	\$2,749	112
D2C1630D4__75TM	\$1,729	\$2,299	110	D2C2430D4__74SC	\$1,649	\$2,199	112
D2C1630D4__76SC	\$1,649	\$2,199	110	D2C2430D4__74TM	\$2,079	\$2,749	112
D2C1630D4__76TM	\$2,079	\$2,749	110	D2C2430D4__75SC	\$1,649	\$2,199	112
D2C1630D4__77SC	\$1,649	\$2,199	110	D2C2430D4__75TM	\$2,079	\$2,749	112
D2C1630D4__77TM	\$2,079	\$2,749	110	D2C2430D4__76SC	\$1,999	\$2,649	112
D2C1640D4__66SC	\$1,649	\$2,199	110	D2C2430D4__76TM	\$2,399	\$3,199	112
D2C1640D4__66TM	\$2,079	\$2,749	110	D2C2430D4__77SC	\$1,999	\$2,649	112
D2C1640D4__74SC	\$1,649	\$2,199	110	D2C2430D4__77TM	\$2,399	\$3,199	112
D2C1640D4__74TM	\$2,079	\$2,749	110	D2C2440D4__66SC	\$1,999	\$2,649	112
D2C1640D4__75SC	\$1,649	\$2,199	110	D2C2440D4__66TM	\$2,399	\$3,199	112
D2C1640D4__75TM	\$2,079	\$2,749	110	D2C2440D4__74SC	\$1,999	\$2,649	112
D2C1640D4__76TM	\$2,399	\$3,199	110	D2C2440D4__74TM	\$2,399	\$3,199	112
D2C1640D4__76SC	\$1,999	\$2,649	110	D2C2440D4__75SC	\$1,999	\$2,649	112
D2C1640D4__77SC	\$1,999	\$2,649	110	D2C2440D4__75TM	\$2,399	\$3,199	112
D2C1640D4__77TM	\$2,399	\$3,199	110	D2C2440D4__76SC	\$2,299	\$3,049	112
D2C2030D4__66SC	\$1,429	\$1,899	111	D2C2440D4__76TM	\$2,729	\$3,629	112
D2C2030D4__66TM	\$1,879	\$2,499	111	D2C2440D4__77SC	\$2,299	\$3,049	112
D2C2030D4__74SC	\$1,429	\$1,899	111	D2C2440D4__77TM	\$2,729	\$3,629	112
D2C2030D4__74TM	\$1,879	\$2,499	111	D2C2441D4MF76SP	\$4,379	\$5,799	100
D2C2030D4__75SC	\$1,429	\$1,899	111	D2C2441D4MF76TP	\$4,699	\$6,249	100
D2C2030D4__75TM	\$1,879	\$2,499	111	D2C2441D4MF83SP	\$4,379	\$5,799	100
D2C2030D4__76SC	\$1,799	\$2,379	111	D2C2441D4MF83TP	\$4,699	\$6,249	100
D2C2030D4__76TM	\$2,229	\$2,949	111	D2M2441MF76	\$1,729	\$2,300	196
D2C2030D4__77SC	\$1,799	\$2,379	111	D2M2441MF83	\$1,729	\$2,300	196
D2C2030D4__77TM	\$2,229	\$2,949	111	DM1630__66	\$1,049	\$1,399	205
D2C2040D4__66SC	\$1,799	\$2,379	111	DM1630__74	\$1,149	\$1,529	205
D2C2040D4__66TM	\$2,229	\$2,949	111	DM1630__75	\$1,149	\$1,529	205
D2C2040D4__74SC	\$1,799	\$2,379	111	DM1630__76	\$1,429	\$1,899	205
D2C2040D4__74TM	\$2,229	\$2,949	111	DM1630__77	\$1,429	\$1,899	205
D2C2040D4__75SC	\$1,799	\$2,379	111	DM1640__66	\$1,329	\$1,749	205
D2C2040D4__75TM	\$2,229	\$2,949	111	DM1640__74	\$1,429	\$1,899	205
D2C2040D4__76SC	\$2,129	\$2,829	111	DM1640__75	\$1,429	\$1,899	205
D2C2040D4__76TM	\$2,549	\$3,399	111	DM1640__76	\$1,799	\$2,379	205
D2C2040D4__77SC	\$2,129	\$2,829	111	DM1640__77	\$1,799	\$2,379	205
D2C2040D4__77TM	\$2,549	\$3,399	111	DM2030__66	\$1,179	\$1,549	205
D2C2040D4MA83SP	\$1,949	\$2,599	100	DM2030__74	\$1,279	\$1,699	205
D2C2040D4MA83TP	\$2,499	\$3,329	100	DM2030__75	\$1,279	\$1,699	205
D2C2040D4MA84SP	\$2,249	\$2,979	100	DM2030__76	\$1,649	\$2,199	205
D2C2040D4MA84TP	\$2,529	\$3,349	100	DM2030__77	\$1,649	\$2,199	205
D2C2050D4MP83SP	\$2,249	\$2,979	100	DM2040__66	\$1,549	\$2,049	205
D2C2050D4MP83TP	\$2,779	\$3,699	100	DM2040__74	\$1,649	\$2,199	205
D2C2050D4MP84SP	\$2,529	\$3,349	100	DM2040__75	\$1,649	\$2,199	205
D2C2050D4MP84TP	\$3,029	\$4,029	100	DM2040__76	\$2,049	\$2,729	205
D2C2430D4__66SC	\$1,649	\$2,199	112	DM2040__77	\$2,049	\$2,729	205



INDEX

	Price USD	Price CAD	Page		Price USD	Price CAD	Page
DM2430__66	\$1,329	\$1,749	205	IM3072RPF PDT	\$2,449	\$3,279	180
DM2430__74	\$1,429	\$1,899	205	IM3072RSFPDT	\$2,349	\$3,129	180
DM2430__75	\$1,429	\$1,899	205	IM3640RPF PDT	\$1,999	\$2,649	180
DM2430__76	\$1,799	\$2,379	205	IM3640RSFPDT	\$1,879	\$2,499	180
DM2430__77	\$1,799	\$2,379	205	IM3648RPF PDT	\$2,229	\$2,949	180
DM2440__66	\$1,649	\$2,199	205	IM3648RSFPDT	\$2,099	\$2,799	180
DM2440__74	\$1,799	\$2,379	205	IM4836RPF PDT	\$2,229	\$2,949	180
DM2440__75	\$1,799	\$2,379	205	IM6036RPF PDT	\$2,449	\$3,279	180
DM2440__76	\$2,229	\$2,949	205	JLA30DKSC3D76	\$949	\$1,279	149
DM2440__77	\$2,229	\$2,949	205	JLA30DKSC3D76K	\$829	\$1,079	153
EDGE PULL-84	\$229	\$299	359	JLA30DKSC3D77	\$1,099	\$1,449	149
GLA30ELPS3D	\$1,049	\$1,379	159	JLA30DKSC3D77K	\$929	\$1,229	153
GLA36ELPS3D	\$1,179	\$1,549	159	JLA30DKSC3D83	\$1,099	\$1,449	149
GLA40ELPS3D	\$1,329	\$1,749	159	JLA30DKSC3D83K	\$929	\$1,229	153
GLASSBIN5.25	\$60	\$80	358	JLA30DKSC3D86	\$1,099	\$1,449	149
GLASSBIN6.38	\$60	\$80	358	JLA30DKSC3D86K	\$929	\$1,229	153
GLASSBIN8.5	\$60	\$80	358	JLA30DKSCVC76	\$1,579	\$2,079	149
GLB30MLSS3D	\$549	\$749	159	JLA30DKSCVC76K	\$1,279	\$1,699	153
GLB30ULSS3D	\$679	\$899	159	JLA30DKSCVC77	\$1,699	\$2,279	149
GLB36MLSS3D	\$679	\$899	159	JLA30DKSCVC77K	\$1,399	\$1,849	153
GLB36ULSS3D	\$729	\$979	159	JLA30DKSCVC83	\$1,699	\$2,279	149
GLB40MLSS3D	\$729	\$979	159	JLA30DKSCVC83K	\$1,399	\$1,849	153
GLB40ULSS3D	\$779	\$1,049	159	JLA30DKSCVC86	\$1,699	\$2,279	153
GR2030D4FP1N	\$3,099	\$4,149	35	JLA30DKSCVC86K	\$1,399	\$1,849	153
GR2034D4RP1N	\$3,429	\$4,549	35	JLA30FKSC3D76	\$949	\$1,279	150
GR2040D4AP1L	\$4,029	\$5,349	35	JLA30FKSC3D76K	\$829	\$1,079	154
GR2040D4AP1R	\$4,029	\$5,349	35	JLA30FKSC3D77	\$1,099	\$1,449	150
GR2067D4CP1N	\$6,749	\$8,979	35	JLA30FKSC3D77K	\$929	\$1,229	154
GR2440D4FP1N	\$4,579	\$6,079	35	JLA30FKSC3D83	\$1,099	\$1,449	150
GR2444D4RP1N	\$5,349	\$7,129	35	JLA30FKSC3D83K	\$929	\$1,229	154
HT-MAGORG	\$55	\$73	358	JLA30FKSC3D86	\$1,099	\$1,449	150
HT-ORGKIT	\$122	\$149	358	JLA30FKSC3D86K	\$929	\$1,229	154
HT-STORAGETRAY	\$55	\$73	358	JLA30FKSCVC76	\$1,579	\$2,079	150
IM0030CPFPDT	\$1,699	\$2,279	179	JLA30FKSCVC76K	\$1,279	\$1,699	154
IM0040CPFPDT	\$1,999	\$2,649	179	JLA30FKSCVC77	\$1,699	\$2,279	150
IM2030RPF PDT	\$1,229	\$1,629	179	JLA30FKSCVC77K	\$1,399	\$1,849	154
IM2030RPSFPDT	\$1,129	\$1,479	179	JLA30FKSCVC83	\$1,699	\$2,279	150
IM2430RPF PDT	\$1,479	\$1,979	179	JLA30FKSCVC83K	\$1,399	\$1,849	154
IM2430RSFPDT	\$1,379	\$1,829	179	JLA30FKSCVC86	\$1,699	\$2,279	150
IM2440RPF PDT	\$1,599	\$2,129	179	JLA30FKSCVC86K	\$1,399	\$1,849	154
IM2440RSFPDT	\$1,479	\$1,979	179	JLA30RKSC3D76	\$949	\$1,279	155
IM3040RPF PDT	\$1,849	\$2,449	179	JLA30RKSC3D76K	\$829	\$1,079	155
IM3040RSFPDT	\$1,729	\$2,299	179	JLA30RKSC3D77	\$1,099	\$1,449	155
IM3048RPF PDT	\$1,999	\$2,649	179	JLA30RKSC3D77K	\$929	\$1,229	155
IM3048RSFPDT	\$1,879	\$2,499	179	JLA30RKSC3D83	\$1,099	\$1,449	157

**INDEX**

	Price USD	Price CAD	Page		Price USD	Price CAD	Page
JLA30RKSC3D83K	\$929	\$1,229	157	JLA36RKSC3D77	\$1,199	\$1,599	151
JLA30RKSC3D86	\$1,099	\$1,449	157	JLA36RKSC3D77K	\$899	\$899	155
JLA30RKSC3D86K	\$829	\$829	157	JLA36RKSC3D83	\$1,199	\$1,599	151
JLA30RKSCVC76	\$1,579	\$2,079	157	JLA36RKSC3D86K	\$999	\$1,349	155
JLA30RKSCVC76K	\$1,279	\$1,699	157	JLA36RKSC3D86	\$1,199	\$1,599	151
JLA30RKSCVC77	\$1,699	\$2,279	157	JLA36RKSC3D86K	\$899	\$1,199	155
JLA30RKSCVC77K	\$1,399	\$1,849	157	JLA36RKSCVC76	\$1,679	\$2,229	151
JLA30RKSCVC83	\$1,699	\$2,279	157	JLA36RKSCVC76K	\$1,379	\$1,829	155
JLA30RKSCVC83K	\$1,399	\$1,849	157	JLA36RKSCVC77	\$1,829	\$2,429	151
JLA30RKSCVC86	\$1,699	\$2,279	157	JLA36RKSCVC77K	\$1,329	\$1,329	155
JLA30RKSCVC86K	\$1,399	\$1,849	157	JLA36RKSCVC83	\$1,829	\$2,429	151
JLA36DKSC3D76	\$1,049	\$1,399	149	JLA36RKSCVC83K	\$1,479	\$1,979	155
JLA36DKSC3D76K	\$899	\$1,199	153	JLA36RKSCVC86	\$1,829	\$2,429	151
JLA36DKSC3D77	\$1,199	\$1,599	149	JLA36RKSCVC86K	\$1,479	\$1,979	155
JLA36DKSC3D77K	\$999	\$1,349	153	JLA40DKSC3D76	\$1,179	\$1,549	149
JLA36DKSC3D83	\$1,199	\$1,599	149	JLA40DKSC3D76K	\$979	\$1,299	153
JLA36DKSC3D83K	\$899	\$899	153	JLA40DKSC3D77	\$1,329	\$1,749	149
JLA36DKSC3D86	\$1,199	\$1,599	149	JLA40DKSC3D77K	\$1,099	\$1,449	153
JLA36DKSC3D86K	\$899	\$899	153	JLA40DKSC3D83	\$1,329	\$1,749	149
JLA36DKSCVC76	\$1,679	\$2,229	149	JLA40DKSC3D83K	\$1,099	\$1,449	153
JLA36DKSCVC76K	\$1,379	\$1,829	153	JLA40DKSC3D86	\$1,329	\$1,749	149
JLA36DKSCVC77	\$1,829	\$2,429	149	JLA40DKSC3D86K	\$1,099	\$1,449	153
JLA36DKSCVC77K	\$1,479	\$1,979	153	JLA40DKSCVC76	\$1,799	\$2,379	149
JLA36DKSCVC83	\$1,829	\$2,429	149	JLA40DKSCVC76K	\$1,299	\$1,299	153
JLA36DKSCVC83K	\$1,479	\$1,979	153	JLA40DKSCVC77	\$1,929	\$2,579	149
JLA36DKSCVC86	\$1,829	\$2,429	149	JLA40DKSCVC77K	\$1,579	\$2,079	153
JLA36DKSCVC86K	\$1,479	\$1,979	153	JLA40DKSCVC83	\$1,929	\$2,579	149
JLA36FKSC3D76	\$1,049	\$1,399	150	JLA40DKSCVC83K	\$1,579	\$2,079	153
JLA36FKSC3D76K	\$899	\$1,199	154	JLA40DKSCVC86	\$1,929	\$2,579	149
JLA36FKSC3D77	\$1,199	\$1,599	150	JLA40DKSCVC86K	\$1,579	\$2,079	153
JLA36FKSC3D77K	\$899	\$899	154	JLA40FKSC3D76	\$1,179	\$1,549	150
JLA36FKSC3D83	\$1,199	\$1,599	150	JLA40FKSC3D76K	\$979	\$1,299	154
JLA36FKSC3D83K	\$899	\$899	154	JLA40FKSC3D77	\$1,329	\$1,749	150
JLA36FKSC3D86	\$1,199	\$1,599	150	JLA40FKSC3D77K	\$979	\$979	154
JLA36FKSC3D86K	\$999	\$1,349	154	JLA40FKSC3D83	\$1,329	\$1,749	150
JLA36FKSCVC76	\$1,679	\$2,229	150	JLA40FKSC3D83K	\$1,099	\$1,449	154
JLA36FKSCVC76K	\$1,229	\$1,229	154	JLA40FKSC3D86	\$1,329	\$1,749	150
JLA36FKSCVC77	\$1,829	\$2,429	150	JLA40FKSC3D86K	\$1,099	\$1,449	154
JLA36FKSCVC77K	\$1,479	\$1,979	154	JLA40FKSCVC76	\$1,799	\$2,379	150
JLA36FKSCVC83	\$1,829	\$2,429	150	JLA40FKSCVC76K	\$1,449	\$1,929	154
JLA36FKSCVC83K	\$1,479	\$1,979	154	JLA40FKSCVC77	\$1,929	\$2,579	150
JLA36FKSCVC86	\$1,829	\$2,429	150	JLA40FKSCVC77K	\$1,579	\$2,079	154
JLA36FKSCVC86K	\$1,479	\$1,979	154	JLA40FKSCVC83	\$1,929	\$2,579	150
JLA36RKSC3D76	\$1,049	\$1,399	155	JLA40FKSCVC83K	\$1,579	\$2,079	154
JLA36RKSC3D76K	\$899	\$1,199	155	JLA40FKSCVC86	\$1,929	\$2,579	150



INDEX

	Price USD	Price CAD	Page		Price USD	Price CAD	Page
JLA40FKSCVC86K	\$1,579	\$2,079	154	MC1240D4FPR	\$1,949	\$2,599	63
JLA40RKSC3D76	\$1,179	\$1,549	151	MC1240D4FPRE2	\$2,729	\$3,629	63
JLA40RKSC3D76K	\$979	\$1,299	155	MC1240D6FBL	\$2,449	\$3,279	63
JLA40RKSC3D77	\$1,329	\$1,749	151	MC1240D6FBLE2	\$3,179	\$4,199	63
JLA40RKSC3D77K	\$1,099	\$1,449	155	MC1240D6FBR	\$2,449	\$3,279	63
JLA40RKSC3D83	\$1,329	\$1,749	151	MC1240D6FBRE2	\$3,179	\$4,199	63
JLA40RKSC3D83K	\$1,099	\$1,449	155	MC1240D6FPL	\$2,449	\$3,279	63
JLA40RKSC3D86	\$1,329	\$1,749	151	MC1240D6FPLE2	\$3,179	\$4,199	63
JLA40RKSC3D86K	\$1,099	\$1,449	155	MC1240D6FPR	\$2,449	\$3,279	63
JLA40RKSCVC76	\$1,799	\$2,379	151	MC1240D6FPRE2	\$3,179	\$4,199	63
JLA40RKSCVC76K	\$1,299	\$1,299	155	MC1630D4FBL	\$1,579	\$2,079	64
JLA40RKSCVC77	\$1,929	\$2,579	151	MC1630D4FBLE2	\$2,399	\$3,199	64
JLA40RKSCVC77K	\$1,399	\$1,399	155	MC1630D4FBLE4	\$2,949	\$3,929	64
JLA40RKSCVC83	\$1,929	\$2,579	151	MC1630D4FBR	\$1,579	\$2,079	64
JLA40RKSCVC83K	\$1,579	\$2,079	155	MC1630D4FBRE2	\$2,399	\$3,199	64
JLA40RKSCVC86	\$1,929	\$2,579	151	MC1630D4FBRE4	\$2,949	\$3,929	64
JLA40RKSCVC86K	\$1,579	\$2,079	155	MC1630D4FPL	\$1,579	\$2,079	64
LAV1UM-101	\$629	\$829	365	MC1630D4FPLE2	\$2,399	\$3,199	64
LAV2UM-101	\$629	\$829	365	MC1630D4FPLE4	\$2,949	\$3,929	64
MA-TRAY2.5	\$36	\$48	358	MC1630D4FPR	\$1,579	\$2,079	64
MA-TRAY3	\$36	\$48	358	MC1630D4FPRE2	\$2,399	\$3,199	64
MA-TRAY5	\$36	\$48	358	MC1630D4FPRE4	\$2,949	\$3,929	64
MC1230D4FBL	\$1,449	\$1,929	63	MC1630D6FBL	\$2,029	\$2,679	64
MC1230D4FBLE2	\$2,129	\$2,829	63	MC1630D6FBLE2	\$2,849	\$3,799	64
MC1230D4FBR	\$1,449	\$1,929	63	MC1630D6FBLE4	\$3,479	\$4,629	64
MC1230D4FBRE2	\$2,129	\$2,829	63	MC1630D6FBR	\$2,029	\$2,679	64
MC1230D4FPL	\$1,449	\$1,929	63	MC1630D6FBRE2	\$2,849	\$3,799	64
MC1230D4FPLE2	\$2,129	\$2,829	63	MC1630D6FBRE4	\$3,479	\$4,629	64
MC1230D4FPR	\$1,449	\$1,929	63	MC1630D6FPL	\$2,029	\$2,679	64
MC1230D4FPRE2	\$2,129	\$2,829	63	MC1630D6FPLE2	\$2,849	\$3,799	64
MC1230D6FBL	\$1,899	\$2,529	63	MC1630D6FPLE4	\$3,479	\$4,629	64
MC1230D6FBLE2	\$2,649	\$3,549	63	MC1630D6FPR	\$2,029	\$2,679	64
MC1230D6FBR	\$1,899	\$2,529	63	MC1630D6FPRE2	\$2,849	\$3,799	64
MC1230D6FBRE2	\$2,649	\$3,549	63	MC1630D6FPRE4	\$3,479	\$4,629	64
MC1230D6FPL	\$1,899	\$2,529	63	MC1640D4FBL	\$2,129	\$2,829	65
MC1230D6FPLE2	\$2,649	\$3,549	63	MC1640D4FBLE2	\$2,949	\$3,929	65
MC1230D6FPR	\$1,899	\$2,529	63	MC1640D4FBLE4	\$3,529	\$4,699	65
MC1230D6FPRE2	\$2,649	\$3,549	63	MC1640D4FBR	\$2,129	\$2,829	65
MC1240D4FBL	\$1,949	\$2,599	63	MC1640D4FBRE2	\$2,949	\$3,929	65
MC1240D4FBLE2	\$2,729	\$3,629	63	MC1640D4FBRE4	\$3,529	\$4,699	65
MC1240D4FBR	\$1,949	\$2,599	63	MC1640D4FPL	\$2,129	\$2,829	65
MC1240D4FBRE2	\$2,729	\$3,629	63	MC1640D4FPLE2	\$2,949	\$3,929	65
MC1240D4FPL	\$1,949	\$2,599	63	MC1640D4FPLE4	\$3,529	\$4,699	65
MC1240D4FPLE2	\$2,729	\$3,629	63	MC1640D4FPR	\$2,129	\$2,829	65
				MC1640D4FPRE2	\$2,949	\$3,929	65



INDEX

	Price USD	Price CAD	Page		Price USD	Price CAD	Page
MC1640D4FPRE4	\$3,529	\$4,699	65	MC2030D6FBRE2	\$3,099	\$4,149	68
MC1640D6FBL	\$2,649	\$3,549	65	MC2030D6FBRE4	\$3,729	\$4,949	68
MC1640D6FBLE2	\$3,479	\$4,629	65	MC2030D6FPL	\$2,399	\$3,199	68
MC1640D6FBLE4	\$3,979	\$5,279	65	MC2030D6FPLE2	\$3,099	\$4,149	68
MC1640D6FBR	\$2,649	\$3,549	65	MC2030D6FPLE4	\$3,729	\$4,949	68
MC1640D6FBRE2	\$3,479	\$4,629	65	MC2030D6FPR	\$2,399	\$3,199	68
MC1640D6FBRE4	\$3,979	\$5,279	65	MC2030D6FPRE2	\$3,099	\$4,149	68
MC1640D6FPL	\$2,649	\$3,549	65	MC2030D6FPRE4	\$3,729	\$4,949	68
MC1640D6FPLE2	\$3,479	\$4,629	65	MC2040D4FBL	\$2,399	\$3,199	69
MC1640D6FPLE4	\$3,979	\$5,279	65	MC2040D4FBLE2	\$3,099	\$4,149	69
MC1640D6FPR	\$2,649	\$3,549	65	MC2040D4FBLE4	\$3,729	\$4,949	69
MC1640D6FPRE2	\$3,479	\$4,629	65	MC2040D4FBR	\$2,399	\$3,199	69
MC1640D6FPRE4	\$3,979	\$5,279	65	MC2040D4FBRE2	\$3,099	\$4,149	69
MC1670D4FBL	\$4,279	\$5,699	66	MC2040D4FBRE4	\$3,729	\$4,949	69
MC1670D4FBLE2	\$5,079	\$6,749	66	MC2040D4FPL	\$2,399	\$3,199	69
MC1670D4FBR	\$4,279	\$5,699	66	MC2040D4FPLE2	\$3,099	\$4,149	69
MC1670D4FBRE2	\$5,079	\$6,749	66	MC2040D4FPLE4	\$3,729	\$4,949	69
MC1670D4FPL	\$4,279	\$5,699	66	MC2040D4FPR	\$2,399	\$3,199	69
MC1670D4FPLE2	\$5,079	\$6,749	66	MC2040D4FPRE2	\$3,099	\$4,149	69
MC1670D4FPR	\$4,279	\$5,699	66	MC2040D4FPRE4	\$3,729	\$4,949	69
MC1670D4FPRE2	\$5,079	\$6,749	66	MC2040D6FBL	\$2,849	\$3,799	69
MC1670D6FBL	\$4,699	\$6,249	67	MC2040D6FBLE2	\$3,649	\$4,849	69
MC1670D6FBLE2	\$5,549	\$7,379	67	MC2040D6FBLE4	\$4,149	\$5,499	69
MC1670D6FBR	\$4,699	\$6,249	67	MC2040D6FBR	\$2,849	\$3,799	69
MC1670D6FBRE2	\$5,549	\$7,379	67	MC2040D6FBRE2	\$3,649	\$4,849	69
MC1670D6FPL	\$4,699	\$6,249	67	MC2040D6FBRE4	\$4,149	\$5,499	69
MC1670D6FPLE2	\$5,549	\$7,379	67	MC2040D6FPL	\$2,849	\$3,799	69
MC1670D6FPR	\$4,699	\$6,249	67	MC2040D6FPLE2	\$3,649	\$4,849	69
MC1670D6FPRE2	\$5,549	\$7,379	67	MC2040D6FPLE4	\$4,149	\$5,499	69
MC2030D4FBL	\$1,899	\$2,529	68	MC2040D6FPR	\$2,849	\$3,799	69
MC2030D4FBLE2	\$2,649	\$3,549	68	MC2040D6FPRE2	\$3,649	\$4,849	69
MC2030D4FBLE4	\$3,179	\$4,199	68	MC2040D6FPRE4	\$4,149	\$5,499	69
MC2030D4FBR	\$1,899	\$2,529	68	MC2070D4FBL	\$4,699	\$6,249	70
MC2030D4FBRE2	\$2,649	\$3,549	68	MC2070D4FBLE2	\$5,549	\$7,379	70
MC2030D4FBRE4	\$3,179	\$4,199	68	MC2070D4FBR	\$4,699	\$6,249	70
MC2030D4FPL	\$1,899	\$2,529	68	MC2070D4FBRE2	\$5,549	\$7,379	70
MC2030D4FPLE2	\$2,649	\$3,549	68	MC2070D4FPL	\$4,699	\$6,249	70
MC2030D4FPLE4	\$3,179	\$4,199	68	MC2070D4FPLE2	\$5,549	\$7,379	70
MC2030D4FPR	\$1,899	\$2,529	68	MC2070D4FPR	\$4,699	\$6,249	70
MC2030D4FPRE2	\$2,649	\$3,549	68	MC2070D4FPRE2	\$5,549	\$7,379	70
MC2030D4FPRE4	\$3,179	\$4,199	68	MC2070D6FBL	\$5,179	\$6,899	71
MC2030D6FBL	\$2,399	\$3,199	68	MC2070D6FBLE2	\$5,999	\$7,979	71
MC2030D6FBLE2	\$3,099	\$4,149	68	MC2070D6FBR	\$5,179	\$6,899	71
MC2030D6FBLE4	\$3,729	\$4,949	68	MC2070D6FBRE2	\$5,999	\$7,979	71
MC2030D6FBR	\$2,399	\$3,199	68	MC2070D6FPL	\$5,179	\$6,899	71

**INDEX**

	Price USD	Price CAD	Page		Price USD	Price CAD	Page
MC2070D6FPLE2	\$5,999	\$7,979	71	MC2440D6FPL	\$2,949	\$3,929	73
MC2070D6FPR	\$5,179	\$6,899	71	MC2440D6FPLE2	\$3,729	\$4,949	73
MC2070D6FPRE2	\$5,999	\$7,979	71	MC2440D6FPLE4	\$4,279	\$5,699	73
MC2430D4FBL	\$1,949	\$2,599	72	MC2440D6FPR	\$2,949	\$3,929	73
MC2430D4FBLE2	\$2,729	\$3,629	72	MC2440D6FPRE2	\$3,729	\$4,949	73
MC2430D4FBLE4	\$3,329	\$4,429	72	MC2440D6FPRE4	\$4,279	\$5,699	73
MC2430D4FBR	\$1,949	\$2,599	72	MGKIT	\$97	\$129	363
MC2430D4FBRE2	\$2,729	\$3,629	72	MGKIT70	\$179	\$229	363
MC2430D4FBRE4	\$3,329	\$4,429	72	MHANDLEKIT	\$299	\$429	363
MC2430D4FPL	\$1,949	\$2,599	72	MLC30IKSS3D	\$1,329	\$1,749	137
MC2430D4FPLE2	\$2,729	\$3,629	72	MLC30IKSS3DK	\$1,149	\$1,529	140
MC2430D4FPLE4	\$3,329	\$4,429	72	MLC30IKSSVC	\$1,499	\$1,999	140
MC2430D4FPR	\$1,949	\$2,599	72	MLC30IKSSVCK	\$1,199	\$1,599	140
MC2430D4FPRE2	\$2,729	\$3,629	72	MLC36IKSS3D	\$1,399	\$1,849	140
MC2430D4FPRE4	\$3,329	\$4,429	72	MLC36IKSS3DK	\$1,199	\$1,599	140
MC2430D6FBL	\$2,449	\$3,279	72	MLC36IKSSVC	\$1,629	\$2,149	140
MC2430D6FBLE2	\$3,179	\$4,199	72	MLC36IKSSVCK	\$1,179	\$1,549	140
MC2430D6FBLE4	\$3,849	\$5,099	72	MLC40IKSS3D	\$1,449	\$1,929	140
MC2430D6FBR	\$2,449	\$3,279	72	MLC40IKSS3DK	\$1,199	\$1,599	140
MC2430D6FBRE2	\$3,179	\$4,199	72	MLC40IKSSVC	\$1,799	\$2,379	140
MC2430D6FBRE4	\$3,849	\$5,099	72	MLC40IKSSVCK	\$1,399	\$1,849	140
MC2430D6FPL	\$2,449	\$3,279	72	MLC48IKSS3D	\$1,549	\$2,049	140
MC2430D6FPLE2	\$2,829	\$3,749	72	MLC48IKSS3DK	\$1,249	\$1,679	140
MC2430D6FPLE4	\$3,849	\$5,099	72	MLC48IKSSVC	\$2,079	\$2,749	140
MC2430D6FPR	\$2,449	\$3,279	72	MLC48IKSSVCK	\$1,679	\$2,229	140
MC2430D6FPRE2	\$3,179	\$4,199	72	MODM1230FB	\$549	\$749	208
MC2430D6FPRE4	\$3,849	\$5,099	72	MODM1230FP	\$549	\$749	208
MC2440D4FBL	\$2,449	\$3,279	73	MODM1236FB	\$649	\$849	208
MC2440D4FBLE2	\$3,179	\$4,199	73	MODM1236FP	\$649	\$849	208
MC2440D4FBLE4	\$3,849	\$5,099	73	MODM1240FB	\$679	\$899	208
MC2440D4FBR	\$2,449	\$3,279	73	MODM1240FP	\$679	\$899	208
MC2440D4FBRE2	\$3,179	\$4,199	73	MODM1630FB	\$649	\$849	208
MC2440D4FBRE4	\$3,849	\$5,099	73	MODM1630FP	\$649	\$849	208
MC2440D4FPL	\$2,449	\$3,279	73	MODM1636FB	\$679	\$899	208
MC2440D4FPLE2	\$3,179	\$4,199	73	MODM1636FP	\$679	\$899	208
MC2440D4FPLE4	\$3,849	\$5,099	73	MODM1640FB	\$729	\$979	208
MC2440D4FPR	\$2,449	\$3,279	73	MODM1640FP	\$729	\$979	208
MC2440D4FPRE2	\$3,179	\$4,199	73	MODM2030FB	\$679	\$899	208
MC2440D4FPRE4	\$3,849	\$5,099	73	MODM2030FP	\$679	\$899	208
MC2440D6FBL	\$2,949	\$3,929	73	MODM2036FB	\$729	\$979	208
MC2440D6FBLE2	\$3,729	\$4,949	73	MODM2036FP	\$729	\$979	208
MC2440D6FBLE4	\$4,279	\$5,699	73	MODM2040FB	\$729	\$979	208
MC2440D6FBR	\$2,949	\$3,929	73	MODM2040FP	\$729	\$979	208
MC2440D6FBRE2	\$3,729	\$4,949	73	MODM2430FB	\$729	\$979	208
MC2440D6FBRE4	\$4,279	\$5,699	73	MODM2430FP	\$729	\$979	208



INDEX

	Price USD	Price CAD	Page		Price USD	Price CAD	Page
MODM2436FB	\$729	\$979	208	MR1640D6FBE0	\$2,249	\$2,979	48
MODM2436FP	\$729	\$979	208	MR1640D6FBE2	\$2,979	\$3,949	48
MODM2440FB	\$779	\$1,049	208	MR1640D6FBE4L	\$4,299	\$5,729	48
MODM2440FP	\$779	\$1,049	208	MR1640D6FBE4R	\$4,299	\$5,729	48
MPUSHKIT	\$179	\$229	359	MR1640D6FPE0	\$2,249	\$2,979	48
MR1630D4FBE0	\$1,399	\$1,849	47	MR1640D6FPE2	\$2,979	\$3,949	48
MR1630D4FBE2	\$2,129	\$2,829	47	MR1640D6FPE4L	\$4,299	\$5,729	48
MR1630D4FBE4L	\$3,329	\$4,429	47	MR1640D6FPE4R	\$4,299	\$5,729	48
MR1630D4FBE4R	\$3,329	\$4,429	47	MR1648D4FBE0	\$2,099	\$2,799	48
MR1630D4FPE0	\$1,399	\$1,849	47	MR1648D4FBE2	\$2,829	\$3,779	48
MR1630D4FPE2	\$2,129	\$2,829	47	MR1648D4FBE4L	\$4,149	\$5,499	48
MR1630D4FPE4L	\$3,329	\$4,429	47	MR1648D4FBE4R	\$4,149	\$5,499	48
MR1630D4FPE4R	\$3,329	\$4,429	47	MR1648D4FPE0	\$2,099	\$2,799	48
MR1630D6FBE0	\$1,729	\$2,299	47	MR1648D4FPE2	\$2,829	\$3,779	48
MR1630D6FBE2	\$2,449	\$3,279	47	MR1648D4FPE4L	\$4,149	\$5,499	48
MR1630D6FBE4R	\$3,729	\$4,949	47	MR1648D4FPE4R	\$4,149	\$5,499	48
MR1630D6FPE0	\$1,729	\$2,299	47	MR1648D6FBE0	\$2,449	\$3,249	48
MR1630D6FPE2	\$2,449	\$3,279	47	MR1648D6FBE2	\$3,179	\$4,199	48
MR1630D6FPE4L	\$3,729	\$4,949	47	MR1648D6FPE4L	\$4,529	\$6,029	48
MR1630D6FBE4L	\$3,729	\$4,949	47	MR1648D6FPE4R	\$4,529	\$6,029	48
MR1630D6FPE4R	\$3,729	\$4,949	47	MR1648D6FPE0	\$2,449	\$3,249	48
MR1636D4FBE0	\$1,579	\$2,079	47	MR1648D6FPE2	\$3,179	\$4,199	48
MR1636D4FBE2	\$2,299	\$3,049	47	MR1648D6FBE4L	\$4,529	\$6,029	48
MR1636D4FBE4L	\$3,529	\$4,699	47	MR1672D4FBE0	\$3,949	\$5,249	49
MR1636D4FBE4R	\$3,529	\$4,699	47	MR1672D4FBE2	\$4,679	\$6,229	49
MR1636D4FPE0	\$1,579	\$2,079	47	MR1672D4FPE0	\$3,949	\$5,249	49
MR1636D4FPE2	\$2,299	\$3,049	47	MR1672D4FPE2	\$4,679	\$6,229	49
MR1636D4FPE4L	\$3,529	\$4,699	47	MR1672D6FBE0	\$4,279	\$5,699	49
MR1636D4FPE4R	\$3,529	\$4,699	47	MR1672D6FBE2	\$5,029	\$6,679	49
MR1636D6FBE0	\$1,899	\$2,529	47	MR1672D6FPE0	\$4,279	\$5,699	49
MR1636D6FBE2	\$2,629	\$3,499	47	MR1672D6FPE2	\$5,029	\$6,679	49
MR1636D6FBE4L	\$3,929	\$5,199	47	MR2030D4FBE0	\$1,679	\$2,229	49
MR1636D6FBE4R	\$3,929	\$5,199	47	MR2030D4FBE2	\$2,399	\$3,199	49
MR1636D6FPE0	\$1,899	\$2,529	47	MR2030D4FBE4L	\$3,649	\$4,849	49
MR1636D6FPE2	\$2,629	\$3,499	47	MR2030D4FBE4R	\$3,649	\$4,849	49
MR1636D6FPE4L	\$3,929	\$5,199	47	MR2030D4FPE0	\$1,679	\$2,229	49
MR1636D6FPE4R	\$3,929	\$5,199	47	MR2030D4FPE2	\$2,399	\$3,199	49
MR1640D4FBE0	\$1,899	\$2,529	48	MR2030D4FPE4L	\$3,649	\$4,849	49
MR1640D4FBE2	\$2,629	\$3,499	48	MR2030D4FPE4R	\$3,649	\$4,849	49
MR1640D4FBE4L	\$3,929	\$5,199	48	MR2030D6FBE0	\$2,029	\$2,679	49
MR1640D4FBE4R	\$3,929	\$5,199	48	MR2030D6FBE2	\$2,749	\$3,649	49
MR1640D4FPE0	\$1,899	\$2,529	48	MR2030D6FBE4L	\$4,029	\$5,349	49
MR1640D4FPE2	\$2,629	\$3,499	48	MR2030D6FBE4R	\$4,029	\$5,349	49
MR1640D4FPE4L	\$3,929	\$5,199	48	MR2030D6FPE0	\$2,029	\$2,679	49
MR1640D4FPE4R	\$3,929	\$5,199	48	MR2030D6FPE2	\$2,749	\$3,649	49

**INDEX**

	Price USD	Price CAD	Page		Price USD	Price CAD	Page
MR2030D6FPE4L	\$4,029	\$5,349	49	MR2048D6FBE4R	\$4,829	\$6,399	51
MR2030D6FPE4R	\$4,029	\$5,349	49	MR2048D6FPE0	\$2,649	\$3,549	51
MR2036D4FBE0	\$1,849	\$2,449	50	MR2048D6FPE2	\$3,399	\$4,499	51
MR2036D4FBE2	\$2,579	\$3,429	50	MR2048D6FPE4L	\$4,829	\$6,399	51
MR2036D4FBE4L	\$3,849	\$5,099	50	MR2048D6FPE4R	\$4,829	\$6,399	51
MR2036D4FBE4R	\$3,849	\$5,099	50	MR2072D4FBE0	\$4,149	\$5,499	51
MR2036D4FPE0	\$1,849	\$2,449	50	MR2072D4FBE2	\$4,879	\$6,479	51
MR2036D4FPE2	\$2,579	\$3,429	50	MR2072D4FPE0	\$4,149	\$5,499	51
MR2036D4FPE4L	\$3,849	\$5,099	50	MR2072D4FPE2	\$4,879	\$6,479	51
MR2036D4FPE4R	\$3,849	\$5,099	50	MR2072D6FBE0	\$4,479	\$5,949	52
MR2036D6FBE0	\$2,179	\$2,899	50	MR2072D6FBE2	\$5,199	\$6,929	52
MR2036D6FBE2	\$2,899	\$3,879	50	MR2072D6FPE0	\$4,479	\$5,949	52
MR2036D6FBE4L	\$4,229	\$5,629	50	MR2072D6FPE2	\$5,199	\$6,929	52
MR2036D6FBE4R	\$4,229	\$5,629	50	MR2430D4FBE0	\$1,729	\$2,299	52
MR2036D6FPE0	\$2,179	\$2,899	50	MR2430D4FBE2	\$2,449	\$3,279	52
MR2036D6FPE2	\$2,899	\$3,879	50	MR2430D4FBE4L	\$3,699	\$4,899	52
MR2036D6FPE4L	\$4,229	\$5,629	50	MR2430D4FBE4R	\$3,699	\$4,899	52
MR2036D6FPE4R	\$4,229	\$5,629	50	MR2430D4FPE0	\$1,729	\$2,299	52
MR2040D4FBE0	\$2,129	\$2,829	50	MR2430D4FPE2	\$2,449	\$3,279	52
MR2040D4FBE2	\$2,849	\$3,799	50	MR2430D4FPE4L	\$3,699	\$4,899	52
MR2040D4FBE4L	\$4,179	\$5,549	50	MR2430D4FPE4R	\$3,699	\$4,899	52
MR2040D4FBE4R	\$4,179	\$5,549	50	MR2430D6FBE0	\$2,079	\$2,749	52
MR2040D4FPE0	\$2,129	\$2,829	50	MR2430D6FBE2	\$2,799	\$3,729	52
MR2040D4FPE2	\$2,849	\$3,799	50	MR2430D6FBE4L	\$4,129	\$5,479	52
MR2040D4FPE4L	\$4,179	\$5,549	50	MR2430D6FBE4R	\$4,129	\$5,479	52
MR2040D4FPE4R	\$4,179	\$5,549	50	MR2430D6FPE0	\$2,079	\$2,749	52
MR2040D6FBE0	\$2,449	\$3,279	50	MR2430D6FPE2	\$2,799	\$3,729	52
MR2040D6FBE2	\$3,199	\$4,249	50	MR2430D6FPE4L	\$4,129	\$5,479	52
MR2040D6FBE4L	\$4,579	\$6,079	50	MR2430D6FPE4R	\$4,129	\$5,479	52
MR2040D6FBE4R	\$4,579	\$6,079	50	MR2436D4FBE0	\$1,899	\$2,529	52
MR2040D6FPE0	\$2,449	\$3,279	50	MR2436D4FBE2	\$2,629	\$3,499	52
MR2040D6FPE2	\$3,199	\$4,249	50	MR2436D4FBE4L	\$3,929	\$5,199	52
MR2040D6FPE4L	\$4,579	\$6,079	50	MR2436D4FBE4R	\$3,929	\$5,199	52
MR2040D6FPE4R	\$4,579	\$6,079	50	MR2436D4FPE0	\$1,899	\$2,529	52
MR2048D4FBE0	\$2,329	\$3,099	51	MR2436D4FPE2	\$2,629	\$3,499	52
MR2048D4FBE2	\$3,049	\$4,079	51	MR2436D4FPE4L	\$3,929	\$5,199	52
MR2048D4FBE4L	\$4,399	\$5,849	51	MR2436D4FPE4R	\$3,929	\$5,199	52
MR2048D4FBE4R	\$4,399	\$5,849	51	MR2436D6FBE0	\$2,249	\$2,979	52
MR2048D4FPE0	\$2,329	\$3,099	51	MR2436D6FBE2	\$2,979	\$3,949	52
MR2048D4FPE2	\$3,049	\$4,079	51	MR2436D6FBE4L	\$4,299	\$5,729	52
MR2048D4FPE4L	\$4,399	\$5,849	51	MR2436D6FBE0	\$2,249	\$2,979	52
MR2048D4FPE4R	\$4,399	\$5,849	51	MR2436D6FBE2	\$2,979	\$3,949	52
MR2048D6FBE0	\$2,649	\$3,549	51	MR2436D6FBE4R	\$4,299	\$5,729	52
MR2048D6FBE2	\$3,399	\$4,499	51	MR2436D6FPE0	\$2,249	\$2,979	52
MR2048D6FBE4L	\$4,829	\$6,399	51	MR2436D6FPE2	\$2,979	\$3,949	52



INDEX

	Price USD	Price CAD	Page		Price USD	Price CAD	Page
MR2436D4FPE4L	\$4,299	\$5,729	53	MR3030D4FPEO	\$2,299	\$3,049	55
MR2436D4FPE4R	\$4,299	\$5,729	53	MR3030D4FPE2	\$3,579	\$4,779	55
MR2440D4FBE0	\$2,179	\$2,899	53	MR3030D4FPE4L	\$4,499	\$5,999	55
MR2440D4FBE2	\$2,899	\$3,879	53	MR3030D6FBE0	\$2,629	\$3,499	55
MR2440D4FBE4L	\$4,249	\$5,649	53	MR3030D6FBE2	\$3,929	\$5,199	55
MR2440D4FBE4R	\$4,249	\$5,649	53	MR3030D6FBE4L	\$4,929	\$6,549	55
MR2440D4FPEO	\$2,179	\$2,899	53	MR3030D6FPEO	\$3,199	\$4,249	55
MR2440D4FPE2	\$2,899	\$3,879	53	MR3030D6FPE2	\$3,929	\$5,199	55
MR2440D4FPE4L	\$4,649	\$6,179	53	MR3030D6FPE4L	\$4,929	\$6,549	55
MR2440D4FPE4R	\$4,249	\$5,649	53	MR3036D4FBE0	\$2,449	\$3,279	55
MR2440D6FBE0	\$2,529	\$3,349	53	MR3036D4FBE2	\$3,749	\$4,999	55
MR2440D6FBE2	\$3,249	\$4,329	53	MR3036D4FBE4L	\$4,699	\$6,249	55
MR2440D6FBE4L	\$4,649	\$6,179	53	MR3036D4FPEO	\$2,449	\$3,279	55
MR2440D6FBE4R	\$4,649	\$6,179	53	MR3036D4FPE2	\$3,749	\$4,999	55
MR2440D6FPEO	\$2,529	\$3,349	53	MR3036D4FPE4L	\$4,699	\$6,249	55
MR2440D6FPE2	\$3,249	\$4,329	53	MR3036D6FBE0	\$2,799	\$3,729	55
MR2440D6FPE4L	\$4,649	\$6,179	53	MR3036D6FBE2	\$4,079	\$5,429	55
MR2440D6FPE4R	\$4,649	\$6,179	53	MR3036D6FBE4L	\$5,129	\$6,829	55
MR2448D4FBE0	\$2,379	\$3,179	53	MR3036D6FPEO	\$3,349	\$4,479	55
MR2448D4FBE2	\$3,099	\$4,149	53	MR3036D6FPE2	\$4,079	\$5,429	55
MR2448D4FBE4L	\$4,479	\$5,949	53	MR3036D6FPE4L	\$5,129	\$6,829	55
MR2448D4FBE4R	\$4,479	\$5,949	53	MR3040D4FBE0	\$2,749	\$3,649	56
MR2448D4FPEO	\$2,379	\$3,179	53	MR3040D4FBE2	\$4,029	\$5,349	56
MR2448D4FPE2	\$3,099	\$4,149	53	MR3040D4FBE4L	\$5,079	\$6,749	56
MR2448D4FPE4L	\$4,479	\$5,949	53	MR3040D4FPEO	\$2,749	\$3,649	56
MR2448D4FPE4R	\$4,479	\$5,949	53	MR3040D4FPE2	\$4,029	\$5,349	56
MR2448D6FBE0	\$2,729	\$3,629	54	MR3040D4FPE4L	\$5,079	\$6,749	56
MR2448D6FBE2	\$3,449	\$4,579	54	MR3040D6FBE0	\$3,079	\$4,099	56
MR2448D6FBE4L	\$4,879	\$6,479	54	MR3040D6FBE2	\$4,379	\$5,799	56
MR2448D6FBE4R	\$4,879	\$6,479	54	MR3040D6FBE4L	\$5,449	\$7,279	56
MR2448D6FPEO	\$2,729	\$3,629	54	MR3040D6FPEO	\$3,649	\$4,849	56
MR2448D6FPE2	\$3,449	\$4,579	54	MR3040D6FPE2	\$4,379	\$5,799	56
MR2448D6FPE4L	\$4,879	\$6,479	54	MR3040D6FPE4L	\$5,449	\$7,279	56
MR2448D6FPE4R	\$4,879	\$6,479	54	MR3048D4FBE0	\$2,949	\$3,929	56
MR2472D4FBE0	\$4,379	\$5,799	54	MR3048D4FBE2	\$4,229	\$5,629	56
MR2472D4FBE2	\$5,099	\$6,779	54	MR3048D4FBE4L	\$5,299	\$7,049	56
MR2472D4FPEO	\$4,379	\$5,799	54	MR3048D4FPEO	\$2,949	\$3,929	56
MR2472D4FPE2	\$5,099	\$6,779	54	MR3048D4FPE2	\$4,229	\$5,629	56
MR2472D6FBE0	\$4,699	\$6,249	54	MR3048D4FPE4L	\$5,299	\$7,049	56
MR2472D6FBE2	\$5,429	\$7,229	54	MR3048D6FBE0	\$3,279	\$4,349	56
MR2472D6FPEO	\$4,699	\$6,249	54	MR3048D6FBE2	\$4,579	\$6,079	56
MR2472D6FPE2	\$5,429	\$7,229	54	MR3048D6FBE4L	\$5,679	\$7,579	56
MR3030D4FBE0	\$2,299	\$3,049	55	MR3048D6FPEO	\$3,849	\$5,099	56
MR3030D4FBE2	\$3,579	\$4,779	55	MR3048D6FPE2	\$4,579	\$6,079	56
MR3030D4FBE4L	\$4,499	\$5,999	55	MR3048D6FPE4L	\$5,679	\$7,579	56



INDEX

	Price USD	Price CAD	Page		Price USD	Price CAD	Page
MSMK30D4P	\$179	\$229	360	P2C1640D4FBFS	\$1,149	\$1,529	81
MSMK30D6P	\$299	\$429	360	P2C1640D4FBFT	\$1,679	\$2,229	81
MSMK30D6SRP	\$179	\$229	362	P2C1640D4FBMM	\$1,099	\$1,449	81
MSMK40D4P	\$399	\$529	361	P2C1640D4FBSC	\$1,049	\$1,379	81
MSMK40D6P	\$529	\$699	361	P2C1640D4FBTU	\$1,549	\$2,049	81
MSMK40D6SRP	\$399	\$529	362	P2C1640D4FPFS	\$1,149	\$1,529	81
MSMK48D4P	\$529	\$699	361	P2C1640D4FPFT	\$1,679	\$2,229	81
MSMK70D4P	\$699	\$929	361	P2C1640D4FPMM	\$1,099	\$1,449	81
MSMK70D6SRP	\$699	\$929	362	P2C1640D4FPSC	\$1,049	\$1,379	81
P2C1230D4FBSC	\$779	\$1,049	79	P2C1640D4FPTU	\$1,549	\$2,049	81
P2C1230D4FPSC	\$779	\$1,049	79	P2C1672D4FBFS	\$3,179	\$4,199	82
P2C1236D4FBSC	\$779	\$1,029	79	P2C1672D4FBFT	\$3,649	\$4,849	82
P2C1236D4FPSC	\$879	\$1,149	79	P2C1672D4FBMM	\$3,079	\$4,099	82
P2C1240D4FBSC	\$979	\$1,299	79	P2C1672D4FBSC	\$2,999	\$3,999	82
P2C1240D4FPSC	\$979	\$1,299	79	P2C1672D4FBTU	\$3,499	\$4,649	82
P2C1626D4FBFS	\$929	\$1,229	80	P2C1672D4FPFS	\$3,179	\$4,199	82
P2C1626D4FBFT	\$1,379	\$1,829	80	P2C1672D4FPFT	\$3,649	\$4,849	82
P2C1626D4FBMM	\$879	\$1,149	80	P2C1672D4FPMM	\$3,079	\$4,099	82
P2C1626D4FBSC	\$779	\$1,049	80	P2C1672D4FPSC	\$2,999	\$3,999	82
P2C1626D4FBTU	\$1,279	\$1,699	80	P2C1672D4FPTU	\$3,499	\$4,649	82
P2C1626D4FPFS	\$929	\$1,229	80	P2C2030D4FBFS	\$1,049	\$1,379	82
P2C1626D4FPFT	\$1,379	\$1,829	80	P2C2030D4FBFT	\$1,479	\$1,979	82
P2C1626D4FPMM	\$879	\$1,149	80	P2C2030D4FBMM	\$979	\$1,299	82
P2C1626D4FPSC	\$779	\$1,049	80	P2C2030D4FBSC	\$929	\$1,229	82
P2C1626D4FPTU	\$1,279	\$1,699	80	P2C2030D4FBTU	\$1,429	\$1,899	82
P2C1630D4FBFS	\$979	\$1,299	80	P2C2030D4FPFS	\$1,049	\$1,379	82
P2C1630D4FBFT	\$1,449	\$1,929	80	P2C2030D4FPFT	\$1,479	\$1,979	82
P2C1630D4FBMM	\$929	\$1,229	80	P2C2030D4FPMM	\$979	\$1,299	82
P2C1630D4FBSC	\$879	\$1,149	80	P2C2030D4FPSC	\$929	\$1,229	82
P2C1630D4FBTU	\$1,379	\$1,829	80	P2C2030D4FPTU	\$1,429	\$1,899	82
P2C1630D4FPFS	\$979	\$1,299	80	P2C2036D4FBFS	\$1,149	\$1,529	83
P2C1630D4FPFT	\$1,449	\$1,929	80	P2C2036D4FBFT	\$1,679	\$2,229	83
P2C1630D4FPMM	\$929	\$1,229	80	P2C2036D4FBMM	\$1,099	\$1,449	83
P2C1630D4FPSC	\$879	\$1,149	80	P2C2036D4FBSC	\$1,049	\$1,379	83
P2C1630D4FPTU	\$1,379	\$1,829	80	P2C2036D4FBTU	\$1,549	\$2,049	83
P2C1636D4FBFS	\$1,129	\$1,479	81	P2C2036D4FPFS	\$1,149	\$1,529	83
P2C1636D4FBFT	\$1,629	\$2,149	81	P2C2036D4FPFT	\$1,679	\$2,229	83
P2C1636D4FBMM	\$1,049	\$1,379	81	P2C2036D4FPMM	\$1,099	\$1,449	83
P2C1636D4FBSC	\$979	\$1,299	81	P2C2036D4FPSC	\$1,049	\$1,379	83
P2C1636D4FBTU	\$1,479	\$1,979	81	P2C2036D4FPTU	\$1,549	\$2,049	83
P2C1636D4FPFS	\$1,129	\$1,479	81	P2C2040D4FBFS	\$1,249	\$1,679	83
P2C1636D4FPFT	\$1,629	\$2,149	81	P2C2040D4FBFT	\$1,779	\$2,349	83
P2C1636D4FPMM	\$1,049	\$1,379	81	P2C2040D4FBMM	\$1,179	\$1,549	83
P2C1636D4FPSC	\$979	\$1,299	81	P2C2040D4FBSC	\$1,129	\$1,479	83
P2C1636D4FPTU	\$1,479	\$1,979	81	P2C2040D4FBTU	\$1,629	\$2,149	83



INDEX

	Price USD	Price CAD	Page		Price USD	Price CAD	Page
P2C2040D4FPFS	\$1,249	\$1,679	83	P2C2472D4FBFS	\$3,849	\$5,099	86
P2C2040D4FPFT	\$1,779	\$2,349	83	P2C2472D4FBFT	\$4,379	\$5,799	86
P2C2040D4FPM	\$1,179	\$1,549	83	P2C2472D4FBMM	\$3,799	\$5,049	86
P2C2040D4FPSC	\$1,129	\$1,479	83	P2C2472D4FBSC	\$3,729	\$4,949	86
P2C2040D4FPTU	\$1,629	\$2,149	83	P2C2472D4FBTU	\$4,229	\$5,629	86
P2C2072D4FBFS	\$3,549	\$4,729	84	P2C2472D4FPFS	\$3,849	\$5,099	86
P2C2072D4FBFT	\$4,179	\$5,549	84	P2C2472D4FPFT	\$4,379	\$5,799	86
P2C2072D4FBMM	\$3,479	\$4,629	84	P2C2472D4FPM	\$3,799	\$5,049	86
P2C2072D4FBSC	\$3,299	\$4,399	84	P2C2472D4FPSC	\$3,729	\$4,949	86
P2C2072D4FBTU	\$3,799	\$5,049	84	P2C2472D4FPTU	\$4,229	\$5,629	86
P2C2072D4FPFS	\$3,549	\$4,729	84	P2ELECTRIC	\$499	\$679	365
P2C2072D4FPFT	\$4,179	\$5,549	84	P2PUSHKIT	\$249	\$349	365
P2C2072D4FPM	\$3,479	\$4,629	84	P2RMGKIT	\$97	\$129	365
P2C2072D4FPSC	\$3,299	\$4,399	84	P2RMGKITFL	\$179	\$229	363
P2C2072D4FPTU	\$3,799	\$5,049	84	P2SMEXTENDKIT	\$179	\$229	363
P2C2430D4FBFS	\$1,149	\$1,529	84	P2SM-GKIT20D4P	\$379	\$499	363
P2C2430D4FBFT	\$1,679	\$2,229	84	P2SM-GKIT26D4P	\$379	\$499	363
P2C2430D4FBMM	\$1,099	\$1,449	84	P2SM-GKIT30D4P	\$379	\$499	363
P2C2430D4FBSC	\$1,049	\$1,379	84	P2SM-GKIT30D6P	\$429	\$579	363
P2C2430D4FBTU	\$1,549	\$2,049	84	P2SM-GKIT30D6SR	\$429	\$579	363
P2C2430D4FPFS	\$1,149	\$1,529	84	P2SM-GKIT36D4P	\$499	\$679	363
P2C2430D4FPFT	\$1,679	\$2,229	84	P2SM-GKIT36D6P	\$549	\$749	363
P2C2430D4FPM	\$1,099	\$1,449	84	P2SM-GKIT36D6SR	\$549	\$749	363
P2C2430D4FPSC	\$1,049	\$1,379	84	P2SM-GKIT40D4P	\$499	\$679	363
P2C2430D4FPTU	\$1,549	\$2,049	84	P2SM-GKIT40D6P	\$549	\$749	363
P2C2436D4FBFS	\$1,249	\$1,679	85	P2SM-GKIT40D6SR	\$549	\$749	363
P2C2436D4FBFT	\$1,779	\$2,349	85	P2SM-GKIT48D4P	\$599	\$779	363
P2C2436D4FBMM	\$1,179	\$1,549	85	P2SM-GKIT48D6P	\$679	\$899	363
P2C2436D4FBSC	\$1,129	\$1,479	85	P2SM-GKIT48D6SR	\$679	\$899	363
P2C2436D4FBTU	\$1,629	\$2,149	85	P2SM-GKIT72D4P	\$979	\$1,299	363
P2C2436D4FPFS	\$1,249	\$1,679	85	P2SM-GKIT72D6P	\$999	\$1,349	363
P2C2436D4FPFT	\$1,779	\$2,349	85	P2SM-GKIT72D6SR	\$999	\$1,349	363
P2C2436D4FPM	\$1,179	\$1,549	85	P2SMEXTENDKIT	\$179	\$229	363
P2C2436D4FPSC	\$1,129	\$1,479	85	P2SM-GKIT20D4P	\$379	\$499	363
P2C2436D4FPTU	\$1,629	\$2,149	85	P2SM-GKIT26D4P	\$379	\$499	363
P2C2440D4FBFS	\$1,279	\$1,699	85	P2SM-GKIT30D4P	\$379	\$499	363
P2C2440D4FBFT	\$1,829	\$2,429	85	P2SM-GKIT30D6P	\$429	\$579	363
P2C2440D4FBMM	\$1,249	\$1,679	85	P2SM-GKIT30D6SR	\$429	\$579	363
P2C2440D4FBSC	\$1,179	\$1,549	85	P2SM-GKIT36D4P	\$499	\$679	363
P2C2440D4FBTU	\$1,679	\$2,229	85	P2SM-GKIT36D6P	\$549	\$749	363
P2C2440D4FPFS	\$1,279	\$1,699	85	P2SMKIT26D4P	\$179	\$229	360
P2C2440D4FPFT	\$1,829	\$2,429	85	P2SMKIT30D4P	\$179	\$229	360
P2C2440D4FPM	\$1,249	\$1,679	85	P2SMKIT30D6P	\$299	\$429	360
P2C2440D4FPSC	\$1,179	\$1,549	85	P2SMKIT30D6SRP	\$299	\$429	362
P2C2440D4FPTU	\$1,679	\$2,229	85	P2SMKIT36D4P	\$399	\$529	360



INDEX

	Price USD	Price CAD	Page		Price USD	Price CAD	Page
P2SMKIT36D6P	\$479	\$649	360	PC1640D6TRE77	\$3,429	\$4,549	92
P2SMKIT36D6SRP	\$479	\$649	360	PC1640D6TRE83	\$3,549	\$4,729	92
P2SMKIT40D4P	\$399	\$529	361	PC1648D4TLE76	\$3,399	\$4,499	92
P2SMKIT40D6P	\$479	\$649	361	PC1648D4TLE77	\$3,399	\$4,499	92
P2SMKIT40D6SRP	\$479	\$649	362	PC1648D4TLE83	\$3,549	\$4,729	92
P2SMKIT48D4P	\$479	\$649	361	PC1648D4TNN76	\$2,749	\$3,649	92
P2SMKIT48D6P	\$549	\$749	361	PC1648D4TNN77	\$2,749	\$3,649	92
P2SMKIT48D6SRP	\$549	\$749	362	PC1648D4TNN83	\$2,879	\$3,849	92
P2SMKIT72D4P	\$779	\$1,049	361	PC1648D4TRE76	\$3,399	\$4,499	92
P2SMKIT72D6P	\$779	\$1,049	361	PC1648D4TRE77	\$3,399	\$4,499	92
P2SMKIT72D6SRP	\$779	\$1,049	362	PC1648D4TRE83	\$3,549	\$4,729	92
PC1630D4TLE76	\$2,579	\$3,429	91	PC2030D4TLE76	\$2,749	\$3,649	92
PC1630D4TLE77	\$2,579	\$3,429	91	PC2030D4TLE77	\$2,749	\$3,649	92
PC1630D4TLE83	\$2,749	\$3,649	91	PC2030D4TLE83	\$2,949	\$3,929	92
PC1630D4TNN76	\$1,949	\$2,599	91	PC2030D4TNN76	\$2,149	\$2,879	92
PC1630D4TNN77	\$1,949	\$2,599	91	PC2030D4TNN77	\$2,149	\$2,879	92
PC1630D4TNN83	\$2,149	\$2,879	91	PC2030D4TNN83	\$2,349	\$3,129	92
PC1630D4TRE76	\$2,579	\$3,429	91	PC2030D4TRE76	\$2,749	\$3,649	92
PC1630D4TRE77	\$2,579	\$3,429	91	PC2030D4TRE77	\$2,749	\$3,649	92
PC1630D4TRE83	\$2,749	\$3,649	91	PC2030D4TRE83	\$2,949	\$3,929	92
PC1630D6TLE76	\$2,999	\$3,999	91	PC2030D6TLE76	\$3,229	\$4,299	93
PC1630D6TLE77	\$2,999	\$3,999	91	PC2030D6TLE77	\$3,229	\$4,299	93
PC1630D6TLE83	\$3,229	\$4,299	91	PC2030D6TLE83	\$3,429	\$4,549	93
PC1630D6TNN76	\$2,399	\$3,199	91	PC2030D6TNN76	\$2,579	\$3,429	93
PC1630D6TNN77	\$2,399	\$3,199	91	PC2030D6TNN77	\$2,579	\$3,429	93
PC1630D6TNN83	\$2,579	\$3,429	91	PC2030D6TNN83	\$2,749	\$3,649	93
PC1630D6TRE76	\$2,999	\$3,999	91	PC2030D6TRE76	\$3,229	\$4,299	93
PC1630D6TRE77	\$2,999	\$3,999	91	PC2030D6TRE77	\$3,229	\$4,299	93
PC1630D6TRE83	\$3,229	\$4,299	91	PC2030D6TRE83	\$3,429	\$4,549	93
PC1640D4TLE76	\$2,949	\$3,929	91	PC2040D4TLE76	\$3,079	\$4,099	93
PC1640D4TLE77	\$2,949	\$3,929	91	PC2040D4TLE77	\$3,079	\$4,099	93
PC1640D4TLE83	\$3,079	\$4,099	91	PC2040D4TLE83	\$3,349	\$4,479	93
PC1640D4TNN76	\$2,349	\$3,129	91	PC2040D4TNN76	\$2,529	\$3,349	93
PC1640D4TLE77	\$2,949	\$3,929	91	PC2040D4TNN77	\$2,529	\$3,349	93
PC1640D4TNN83	\$2,529	\$3,349	91	PC2040D4TNN83	\$2,629	\$3,499	93
PC1640D4TRE76	\$2,949	\$3,929	91	PC2040D4TRE76	\$3,079	\$4,099	93
PC1640D4TRE77	\$2,949	\$3,929	91	PC2040D4TRE77	\$3,079	\$4,099	93
PC1640D6TNN77	\$2,749	\$3,649	92	PC2040D4TRE83	\$3,349	\$4,479	93
PC1640D6TLE76	\$3,429	\$4,549	92	PC2040D6TLE76	\$3,549	\$4,729	93
PC1640D6TLE77	\$3,429	\$4,549	92	PC2040D6TLE77	\$3,549	\$4,729	93
PC1640D6TLE83	\$3,549	\$4,729	92	PC2040D6TLE83	\$3,749	\$4,999	93
PC1640D6TNN76	\$2,449	\$3,249	92	PC2040D6TNN76	\$2,949	\$3,929	93
PC1640D4TRE83	\$3,079	\$4,099	92	PC2040D6TNN77	\$2,949	\$3,929	93
PC1640D6TNN83	\$2,949	\$3,929	92	PC2040D6TNN83	\$3,079	\$4,099	93
PC1640D6TRE76	\$3,429	\$4,549	92	PC2040D6TRE76	\$3,549	\$4,729	93



INDEX

	Price USD	Price CAD	Page		Price USD	Price CAD	Page
PC2040D6TRE77	\$3,549	\$4,729	93	PC2440D6TRE77	\$3,749	\$4,999	95
PC2040D6TRE83	\$3,749	\$4,999	93	PC2440D6TRE83	\$3,979	\$5,279	95
PC2048D4TLE76	\$3,549	\$4,729	94	PC2448D4TLE76	\$3,699	\$4,899	95
PC2048D4TLE77	\$3,549	\$4,729	94	PC2448D4TLE77	\$3,699	\$4,899	95
PC2048D4TLE83	\$3,699	\$4,899	94	PC2448D4TLE83	\$3,849	\$5,129	95
PC2048D4TNN76	\$2,879	\$3,849	94	PC2448D4TNN76	\$2,999	\$3,999	95
PC2048D4TNN77	\$2,879	\$3,849	94	PC2448D4TNN77	\$2,999	\$3,999	95
PC2048D4TNN83	\$2,999	\$3,999	94	PC2448D4TNN83	\$3,299	\$4,399	95
PC2048D4TRE76	\$3,549	\$4,729	94	PC2448D4TRE76	\$3,699	\$4,899	95
PC2048D4TRE77	\$3,549	\$4,729	94	PC2448D4TRE77	\$3,699	\$4,899	95
PC2048D4TRE83	\$3,699	\$4,899	94	PC2448D4TRE83	\$3,849	\$5,129	95
PC2430D4TLE76	\$2,949	\$3,929	94	PL3.530TLSC76D3	\$1,649	\$2,199	144
PC2430D4TLE77	\$2,949	\$3,929	94	PL3.530TLSC76D4	\$1,649	\$2,199	144
PC2430D4TLE83	\$3,079	\$4,099	94	PL3.530TLSC76DV	\$1,929	\$2,579	144
PC2430D4TNN76	\$2,349	\$3,129	94	PL3.530TLSC77D3	\$1,649	\$2,199	144
PC2430D4TNN77	\$2,349	\$3,129	94	PL3.530TLSC77D4	\$1,649	\$2,199	144
PC2430D4TNN83	\$2,529	\$3,349	94	PL3.530TLSC77DV	\$1,929	\$2,579	144
PC2430D4TRE76	\$2,949	\$3,929	94	PL3.530TLSC83D3	\$1,879	\$2,499	144
PC2430D4TRE77	\$2,949	\$3,929	94	PL3.530TLSC83D4	\$1,879	\$2,499	144
PC2430D4TRE83	\$3,079	\$4,099	94	PL3.530TLSC83DV	\$2,129	\$2,829	144
PC2430D6TLE76	\$3,429	\$4,549	94	PL3.540TLSC76D3	\$2,029	\$2,679	144
PC2430D6TLE77	\$3,429	\$4,549	94	PL3.540TLSC76D4	\$2,029	\$2,679	144
PC2430D6TLE83	\$3,549	\$4,729	94	PL3.540TLSC76DV	\$2,349	\$3,129	144
PC2430D6TNN76	\$2,749	\$3,649	94	PL3.540TLSC77D3	\$2,029	\$2,679	144
PC2430D6TNN77	\$2,749	\$3,649	94	PL3.540TLSC77D4	\$2,029	\$2,679	144
PC2430D6TNN83	\$2,949	\$3,929	94	PL3.540TLSC77DV	\$2,349	\$3,129	144
PC2430D6TRE76	\$3,429	\$4,549	94	PL3.540TLSC83D3	\$2,279	\$3,029	144
PC2430D6TRE77	\$3,429	\$4,549	94	PL3.540TLSC83D4	\$2,279	\$3,029	144
PC2430D6TRE83	\$3,549	\$4,729	94	PL3.540TLSC83DV	\$2,549	\$3,399	144
PC2440D4TLE76	\$3,349	\$4,479	95	PL5.030TLSC76D3	\$2,279	\$3,029	144
PC2440D4TLE77	\$3,349	\$4,479	95	PL5.030TLSC76D4	\$2,279	\$3,029	144
PC2440D4TLE83	\$3,499	\$4,649	95	PL5.030TLSC76DV	\$2,549	\$3,399	144
PC2440D4TNN76	\$2,629	\$3,499	95	PL5.030TLSC77D3	\$2,279	\$3,029	144
PC2440D4TNN77	\$2,629	\$3,499	95	PL5.030TLSC77D4	\$2,279	\$3,029	144
PC2440D4TNN83	\$2,879	\$3,849	95	PL5.030TLSC77DV	\$2,549	\$3,399	144
PC2440D4TRE76	\$3,349	\$4,479	95	PL5.030TLSC83D3	\$2,449	\$3,249	144
PC2440D4TRE77	\$3,349	\$4,479	95	PL5.030TLSC83D4	\$2,449	\$3,249	144
PC2440D4TRE83	\$3,499	\$4,649	95	PL5.040TLSC76D3	\$2,629	\$3,499	145
PC2440D6TLE76	\$3,749	\$4,999	95	PL5.040TLSC76D4	\$2,629	\$3,499	145
PC2440D6TLE77	\$3,749	\$4,999	95	PL5.040TLSC76DV	\$2,879	\$3,849	145
PC2440D6TLE83	\$3,979	\$5,279	95	PL5.040TLSC77D3	\$2,629	\$3,499	145
PC2440D6TNN76	\$3,079	\$4,099	95	PL5.040TLSC77D4	\$2,629	\$3,499	145
PC2440D6TNN77	\$3,079	\$4,099	95	PL5.040TLSC77DV	\$2,879	\$3,849	145
PC2440D6TNN83	\$3,349	\$4,479	95	PL5.040TLSC83D3	\$2,749	\$3,649	145
PC2440D6TRE76	\$3,749	\$4,999	95	PL5.040TLSC83D4	\$2,749	\$3,649	145



INDEX

	Price USD	Price CAD	Page		Price USD	Price CAD	Page
PL5.040TLSC83DV	\$3,029	\$4,029	145	PM2440T83	\$2,099	\$2,799	199
PLGKIT	\$97	\$129	363	PM3040T76	\$1,949	\$2,599	199
PLM1630G	\$899	\$1,199	121	PM3040T77	\$1,949	\$2,599	199
PLM1630GB	\$899	\$1,199	121	PM3040T83	\$2,229	\$2,949	199
PLM1630GBLE	\$1,479	\$1,979	121	PM3640T76	\$2,229	\$2,949	199
PLM1630GBRE	\$1,479	\$1,979	121	PM3640T77	\$2,229	\$2,949	199
PLM1630GLE	\$1,479	\$1,979	121	PM3640T83	\$2,399	\$3,199	199
PLM1630GRE	\$1,479	\$1,979	121	PMGKIT2430	\$629	\$829	199
PLM1640G	\$1,149	\$1,529	121	PMGKIT2440	\$629	\$829	199
PLM1640GB	\$1,149	\$1,529	121	PMGKIT3030	\$679	\$899	364
PLM1640GBLE	\$1,629	\$2,149	121	PMGKIT3040	\$679	\$899	364
PLM1640GBRE	\$1,629	\$2,149	121	PMGKIT3630	\$729	\$979	364
PLM1640GLE	\$1,629	\$2,149	121	PMGKIT3640	\$729	\$979	364
PLM1640GRE	\$1,629	\$2,149	121	POMM	\$429	\$579	364
PLM2030G	\$999	\$1,349	121	QUICKCADDY	\$90	\$119	358
PLM2030GB	\$999	\$1,349	121	RC1620D4FB1	\$449	\$599	116
PLM2030GBLE	\$1,579	\$2,079	121	RC1620D4FP1	\$449	\$599	116
PLM2030GBRE	\$1,579	\$2,079	121	RC1626D4FB1	\$729	\$979	116
PLM2030GLE	\$1,579	\$2,079	121	RC1626D4FP1	\$729	\$979	116
PLM2030GRE	\$1,579	\$2,079	121	RC1636D4FB1	\$929	\$1,229	116
PLM2040G	\$1,229	\$1,629	121	RC1636D4FP1	\$929	\$1,229	116
PLM2040GB	\$1,229	\$1,629	121	RC2026D4FB1	\$879	\$1,149	116
PLM2040GBLE	\$1,679	\$2,229	121	RC2026D4FP1	\$879	\$1,149	116
PLM2040GBRE	\$1,679	\$2,229	121	RC2036D4FB1	\$1,179	\$1,549	116
PLM2040GLE	\$1,679	\$2,229	121	RC2036D4FP1	\$1,179	\$1,549	116
PLM2040GRE	\$1,679	\$2,229	121	RC2426D4FB1	\$929	\$1,229	117
PLM2430G	\$1,149	\$1,529	121	RC2426D4FP1	\$929	\$1,229	117
PLM2430GB	\$1,149	\$1,529	121	RC2436D4FB1	\$1,279	\$1,699	117
PLM2430GBLE	\$1,629	\$2,149	121	RC2436D4FP1	\$1,279	\$1,699	117
PLM2430GBRE	\$1,629	\$2,149	121	RSMK20D4P	\$229	\$299	360
PLM2430GLE	\$1,629	\$2,149	121	RSMK26D4P	\$229	\$299	360
PLM2430GRE	\$1,629	\$2,149	121	RSMK36D4P	\$229	\$299	360
PLM2440G	\$1,279	\$1,699	121	SLEDS12	\$479	\$649	365
PLM2440GB	\$1,279	\$1,699	121	SLEDS24	\$529	\$699	365
PLM2440GBLE	\$1,729	\$2,299	121	SLEDS30	\$649	\$849	365
PLM2440GBRE	\$1,729	\$2,299	121	SLEDS36	\$779	\$1,049	365
PLM2440GLE	\$1,729	\$2,299	121	SWAY	\$199	\$279	354
PLM2440GRE	\$1,729	\$2,299	121	TA24MCO102-8CS8	\$2,229	\$2,949	326
PLSMK30D4P	\$229	\$299	360	TA24UCO100-8CS1	\$2,279	\$3,029	326
PLSMK40D4P	\$399	\$529	360	TA24UCO93-8CS1	\$2,029	\$2,679	326
PM2430T76	\$1,679	\$2,229	199	TA24UCO95-8CS1	\$2,549	\$3,399	326
PM2430T77	\$1,679	\$2,229	199	TA24UCO96-8CS1	\$2,179	\$2,899	326
PM2430T83	\$1,829	\$2,429	199	TA24UCO97-8CS1	\$2,279	\$3,029	326
PM2440T76	\$1,829	\$2,429	199	TA30MCO102-8CS8	\$2,349	\$3,129	326
PM2440T77	\$1,829	\$2,429	199	TA30UCO100-8CS1	\$3,049	\$4,079	327

**INDEX**

	Price USD	Price CAD	Page		Price USD	Price CAD	Page
TA30UCO93-8CS1	\$2,629	\$3,499	327	TA60UDO97-8CS7	\$5,179	\$6,899	329
TA30UCO95-8CS1	\$2,899	\$2,899	327	TA72UDO100-8WD1	\$6,379	\$8,499	330
TA30UCO96-8CS1	\$2,549	\$2,549	327	TA72UDO100-8WM1	\$6,579	\$8,749	330
TA30UCO97-8CS1	\$2,649	\$2,649	327	TA72UDO93-8WD1	\$4,929	\$4,929	330
TA30UCO100-8CS1	\$3,049	\$4,079	327	TA72UDO93-8WM1	\$4,929	\$4,929	330
TA36UCO100-8CR1	\$3,399	\$4,499	327	TA72UDO95-8WD1	\$6,199	\$6,199	330
TA36UCO100-8CS2	\$3,199	\$4,249	327	TA72UDO95-8WM1	\$6,199	\$6,199	330
TA36UCO93-8CR1	\$2,829	\$3,779	327	TA72UDO96-8WD1	\$5,399	\$5,399	330
TA36UCO93-8CS2	\$2,779	\$3,699	327	TA72UDO96-8WM1	\$5,399	\$5,399	330
TA36UCO95-8CR1	\$3,179	\$3,179	327	TA72UDO97-8WD1	\$5,699	\$5,699	330
TA36UCO95-8CS2	\$3,499	\$4,649	327	TA72UDO97-8WM1	\$5,699	\$5,699	330
TA36UCO93-8CS6	\$2,779	\$3,699	327	TB25UCO90-1	\$2,099	\$2,799	326
TA36UCO96-8CS6	\$3,029	\$4,029	327	TB25UCO90-8	\$2,099	\$2,799	326
TA36UCO97-8CS6	\$3,199	\$4,249	327	TB25UCO91-1	\$2,099	\$2,799	326
TA36UCO100-8CS6	\$3,199	\$4,249	327	TB25UCO91-8	\$2,099	\$2,799	326
TA36UCO95-8CS6	\$3,499	\$4,649	327	TB25UCO92-1	\$2,249	\$2,979	326
TA36UCO96-8CR1	\$3,179	\$4,199	327	TB25UCO92-8	\$2,249	\$2,979	326
TA36UCO96-8CS2	\$3,029	\$4,029	327	TB25UCO93-1	\$2,679	\$3,579	326
TA36UCO97-8CR1	\$3,399	\$4,499	327	TB25UCO93-8	\$2,679	\$3,579	326
TA36UCO97-8CS2	\$3,199	\$4,249	327	TB25UCO94-1	\$2,679	\$3,579	326
TA48MCO102-8CS8	\$2,849	\$3,799	328	TB25UCO94-8	\$2,679	\$3,579	326
TA48UCO100-8CS2	\$4,049	\$5,399	328	TB31UCO90-1	\$2,249	\$2,979	326
TA48UCO93-8CS2	\$3,329	\$3,329	328	TB31UCO90-8	\$2,249	\$2,979	326
TA48UCO95-8CS2	\$3,879	\$3,879	328	TB31UCO91-1	\$2,249	\$2,979	326
TA48UCO96-8CS2	\$3,529	\$3,529	328	TB31UCO91-8	\$2,249	\$2,979	326
TA48UCO97-8CS2	\$4,179	\$5,549	328	TB31UCO92-1	\$2,349	\$3,129	326
TA56UCO100-8CR1	\$5,699	\$7,599	328	TB31UCO92-8	\$2,349	\$3,129	326
TA56UCO100-8CS2	\$5,449	\$7,279	329	TB31UCO93-1	\$2,849	\$3,799	326
TA56UCO95-8CR1	\$5,399	\$5,399	329	TB31UCO93-8	\$2,849	\$3,799	326
TA56UCO93-8CS2	\$4,579	\$6,079	329	TB31UCO94-1	\$2,849	\$3,799	326
TA56UCO95-8CR1	\$5,399	\$5,399	329	TB31UCO94-8	\$2,849	\$3,799	326
TA56UCO95-8CS2	\$5,929	\$7,899	329	TB37UCO90-1	\$2,349	\$3,129	328
TA56UCO96-8CR1	\$5,249	\$6,899	329	TB37UCO90-8	\$2,349	\$3,129	328
TA56UCO96-8CS2	\$4,479	\$4,479	329	TB37UCO91-1	\$2,349	\$3,129	328
TA56UCO97-8CR1	\$5,699	\$7,599	329	TB37UCO91-8	\$2,349	\$3,129	328
TA56UCO97-8CS2	\$4,729	\$4,729	329	TB37UCO92-1	\$2,549	\$3,399	328
TA60MDO102-8CS9	\$3,329	\$4,429	329	TB37UCO92-8	\$2,549	\$3,399	328
TA60UDO100-8CS3	\$5,249	\$6,979	329	TB37UCO93-1	\$2,999	\$3,999	328
TA60UDO95-8CS7	\$5,749	\$7,649	329	TB37UCO93-8	\$2,999	\$3,999	328
TA60UDO93-8CS3	\$4,529	\$6,029	329	TB37UCO94-1	\$2,999	\$3,999	328
TA60UDO93-8CS7	\$4,529	\$6,029	329	TB37UCO94-8	\$2,999	\$3,999	328
TA60UDO95-8CS3	\$5,749	\$7,649	329	TB49UCO90-1	\$2,849	\$3,799	328
TA60UDO95-8CS7	\$5,129	\$6,829	329	TB49UCO90-8	\$2,849	\$3,799	328
TA60UDO97-8CS3	\$5,179	\$6,899	329	TB49UCO91-1	\$2,849	\$3,799	328
TA60UDO96-8CS7	\$4,949	\$6,599	329	TB49UCO91-8	\$2,849	\$3,799	328



INDEX

	Price USD	Price CAD	Page		Price USD	Price CAD	Page
TB49UCO92-1	\$2,999	\$3,999	328	TE37G94	\$2,549	\$3,399	283
TB49UCO92-8	\$2,999	\$3,999	328	TE43G90	\$2,249	\$2,979	284
TB49UCO93-1	\$3,649	\$4,849	328	TE43G91	\$2,249	\$2,979	284
TB49UCO93-8	\$3,649	\$4,849	328	TE43G92	\$2,349	\$3,129	284
TB49UCO94-1	\$3,649	\$4,849	328	TE43G93	\$2,849	\$3,799	284
TB49UCO94-8	\$3,649	\$4,849	328	TE43G94	\$2,849	\$3,799	284
TB61UDO90-1D2	\$3,699	\$4,899	330	TE49G90	\$2,349	\$3,129	286
TB61UDO90-8D2	\$3,699	\$4,899	330	TE49G91	\$2,349	\$3,129	286
TB61UDO91-1D2	\$3,699	\$4,899	330	TE49G92	\$2,549	\$3,399	286
TB61UDO91-8D2	\$3,699	\$4,899	330	TE49G93	\$3,199	\$4,249	286
TB61UDO92-1D2	\$4,129	\$5,479	330	TE49G94	\$3,199	\$4,249	286
TB61UDO92-8D2	\$4,129	\$5,479	330	TE61G90	\$2,679	\$3,579	287
TB61UDO93-8D2	\$4,729	\$6,199	330	TE61G91	\$2,679	\$3,579	287
TB61UDO94-1D2	\$4,729	\$6,199	330	TE61G92	\$2,849	\$3,799	287
TB61UDO94-8D2	\$4,729	\$6,199	330	TE61G93	\$3,499	\$4,649	287
TC25UCN21-1	\$1,649	\$2,199	281	TE61G94	\$3,499	\$4,649	287
TC25UCN21-8	\$1,649	\$2,199	281	TE73G90	\$3,199	\$4,249	288
TC31UCN21-1	\$1,849	\$2,449	282	TE73G91	\$3,199	\$4,249	287
TC31UCN21-8	\$1,849	\$2,449	282	TE73G92	\$3,329	\$4,429	287
TC37UCN21-1	\$2,249	\$2,979	282	TE73G93	\$3,699	\$4,899	287
TC37UCN21-8	\$2,249	\$2,979	282	TE73G94	\$3,699	\$4,899	287
TE13G90	\$1,229	\$1,629	281	TF13G90	\$1,229	\$1,629	287
TE13G91	\$1,229	\$1,629	281	TF13G91	\$1,229	\$1,629	281
TE13G92	\$1,429	\$1,899	281	TF13G92	\$1,429	\$1,899	281
TE13G93	\$1,879	\$2,499	281	TF13G93	\$1,879	\$2,499	281
TE13G94	\$1,879	\$2,499	281	TF13G94	\$1,879	\$2,499	281
TE25G90	\$1,599	\$2,129	281	TF25G90	\$1,599	\$2,129	281
TE25G91	\$1,599	\$2,129	281	TF25G91	\$1,599	\$2,129	281
TE25G92	\$1,779	\$2,349	281	TF25G92	\$1,779	\$2,349	281
TE25G93	\$2,249	\$2,979	281	TF25G93	\$2,249	\$2,979	281
TE31G90	\$1,779	\$2,349	281	TF25G94	\$2,249	\$2,979	281
TE31G91	\$1,779	\$2,349	282	TF25UCO90-1	\$2,099	\$2,799	281
TE31G92	\$1,879	\$2,499	282	TF25UCO90-8	\$2,099	\$2,799	281
TE31G93	\$2,349	\$3,129	282	TF25UCO91-1	\$2,099	\$2,799	281
TE25G94	\$2,249	\$2,979	282	TF25UCO91-8	\$2,099	\$2,799	281
TE31G94	\$2,349	\$3,129	282	TF25UCO92-1	\$2,249	\$2,979	281
TF31G90	\$1,779	\$2,349	282	TF25UCO92-8	\$2,249	\$2,979	281
TF31G91	\$1,779	\$2,349	282	TF25UCO93-1	\$2,679	\$3,579	281
TF31G92	\$1,879	\$2,499	282	TF25UCO93-8	\$2,679	\$3,579	281
TF31G93	\$2,349	\$3,129	282	TF25UCO94-1	\$2,679	\$3,579	281
TF31G94	\$2,349	\$3,129	282	TF25UCO94-8	\$2,679	\$3,579	281
TE37G90	\$1,879	\$2,499	282	TE25G90	\$1,599	\$2,129	281
TE37G91	\$1,879	\$2,499	283	TE25G91	\$1,599	\$2,129	281
TE37G92	\$2,099	\$2,799	283	TE25G92	\$1,779	\$2,349	281
TE37G93	\$2,549	\$3,399	283	TE25G93	\$2,249	\$2,979	281



INDEX

	Price USD	Price CAD	Page		Price USD	Price CAD	Page
TE25G94	\$2,249	\$2,979	281	TF37URO94-8	\$2,999	\$3,999	283
TF31UCO94-1	\$2,849	\$3,799	282	TF43G90	\$2,249	\$2,979	284
TF31UCO90-8	\$2,249	\$2,979	282	TF43G91	\$2,249	\$2,979	284
TF31UCO91-1	\$2,249	\$2,979	282	TF43G92	\$2,349	\$3,129	284
TF31UCO91-8	\$2,249	\$2,979	282	TF43G93	\$2,849	\$3,799	284
TF31UCO92-1	\$2,349	\$3,129	282	TF43G94	\$2,849	\$3,799	284
TF31UCO92-8	\$2,349	\$3,129	282	TF43ULO90-1	\$2,679	\$3,579	284
TF31UCO93-1	\$2,849	\$3,799	282	TF43ULO90-8	\$2,679	\$3,579	284
TF31UCO93-8	\$2,849	\$3,799	282	TF43ULO91-1	\$2,679	\$3,579	284
TF31UCO90-1	\$2,249	\$2,979	282	TF43ULO91-8	\$2,679	\$3,579	284
TF31UCO94-8	\$2,849	\$3,799	282	TF43ULO92-1	\$2,849	\$3,799	284
TF37G90	\$1,879	\$2,499	283	TF43ULO92-8	\$2,849	\$3,799	284
TF37G91	\$1,879	\$2,499	283	TF43ULO93-1	\$3,329	\$4,429	284
TF37G92	\$2,099	\$2,799	283	TF43ULO93-8	\$3,329	\$4,429	284
TF37G93	\$2,549	\$3,399	283	TF43ULO94-1	\$3,329	\$4,429	284
TF37G94	\$2,549	\$3,399	283	TF43ULO94-8	\$3,329	\$4,429	284
TF37UCO90-1	\$2,349	\$3,129	282	TF43URO90-1	\$2,679	\$3,579	284
TF37UCO90-8	\$2,349	\$3,129	282	TF43URO90-8	\$2,679	\$3,579	284
TF37UCO91-1	\$2,349	\$3,129	282	TF43URO91-1	\$2,679	\$3,579	284
TF37UCO91-8	\$2,349	\$3,129	282	TF43URO91-8	\$2,679	\$3,579	284
TF37UCO92-1	\$2,549	\$3,399	282	TF43URO92-1	\$2,849	\$3,799	284
TF37UCO92-8	\$2,549	\$3,399	282	TF43URO92-8	\$2,849	\$3,799	284
TF37UCO93-1	\$2,999	\$3,999	282	TF43URO93-1	\$3,329	\$4,429	284
TF37UCO93-8	\$2,999	\$3,999	282	TF43URO93-8	\$3,329	\$4,429	284
TF37UCO94-1	\$2,999	\$3,999	282	TF43URO94-1	\$3,329	\$4,429	284
TF37UCO94-8	\$2,999	\$3,999	282	TF43URO94-8	\$3,329	\$4,429	284
TF37ULO90-1	\$2,349	\$3,129	283	TF49G90	\$2,349	\$3,129	286
TF37ULO90-8	\$2,349	\$3,129	283	TF49G91	\$2,349	\$3,129	286
TF37ULO91-1	\$2,349	\$3,129	283	TF49G92	\$2,549	\$3,399	286
TF37ULO91-8	\$2,349	\$3,129	283	TF49G93	\$3,199	\$4,249	286
TF37ULO92-1	\$2,549	\$3,399	283	TF49G94	\$3,199	\$4,249	286
TF37ULO92-8	\$2,549	\$3,399	283	TF49UCO90-1	\$2,849	\$3,799	285
TF37ULO93-1	\$2,999	\$3,999	283	TF49UCO90-8	\$2,849	\$3,799	285
TF37ULO93-8	\$2,999	\$3,999	283	TF49UCO91-8	\$2,849	\$3,799	285
TF37ULO94-1	\$2,999	\$3,999	283	TF49UCO91-1	\$2,849	\$3,799	285
TF37ULO94-8	\$2,999	\$3,999	283	TF49UCO92-1	\$2,999	\$3,999	285
TF37URO90-1	\$2,349	\$3,129	283	TF49UCO92-8	\$2,999	\$3,999	285
TF37URO90-8	\$2,349	\$3,129	283	TF49UCO93-1	\$3,649	\$4,849	285
TF37URO91-1	\$2,349	\$3,129	283	TF49UCO93-8	\$3,649	\$4,849	285
TF37URO91-8	\$2,349	\$3,129	283	TF49UCO94-1	\$3,649	\$4,849	285
TF37URO92-1	\$2,549	\$3,399	283	TF49UCO94-8	\$3,649	\$4,849	285
TF37URO92-8	\$2,549	\$3,399	283	TF49UDO90-1D1	\$3,649	\$4,849	285
TF37URO93-1	\$2,999	\$3,999	283	TF49UDO90-8D1	\$3,649	\$4,849	285
TF37URO93-8	\$2,999	\$3,999	283	TF49UDO91-1D1	\$3,649	\$4,849	285
TF37URO94-1	\$2,999	\$3,999	283	TF49UDO91-8D1	\$3,649	\$4,849	285



INDEX

	Price USD	Price CAD	Page		Price USD	Price CAD	Page
TF49UDO92-1D1	\$3,699	\$4,899	285	TF61UDO91-8D2	\$3,699	\$4,899	286
TF49UDO92-8D1	\$3,699	\$4,899	285	TF61UDO91-8D4	\$3,699	\$4,899	287
TF49UDO93-1D1	\$4,429	\$5,879	285	TF61UDO92-1D2	\$4,129	\$5,479	286
TF49UDO93-8D1	\$4,429	\$5,879	285	TF61UDO92-1D4	\$4,129	\$5,479	287
TF49UDO94-1D1	\$4,429	\$5,879	285	TF61UDO92-8D2	\$4,129	\$5,479	286
TF49UDO94-8D1	\$4,429	\$5,879	285	TF61UDO92-8D4	\$4,129	\$5,479	287
TF49ULO90-1	\$2,849	\$3,799	285	TF61UDO93-1D2	\$4,729	\$6,199	286
TF49ULO90-8	\$2,849	\$3,799	285	TF61UDO93-1D4	\$4,729	\$6,199	287
TF49ULO91-1	\$2,849	\$3,799	285	TF61UDO93-8D2	\$4,729	\$6,199	286
TF49ULO91-8	\$2,849	\$3,799	285	TF61UDO93-8D4	\$4,729	\$6,199	287
TF49ULO92-1	\$2,999	\$3,999	285	TF61UDO94-1D2	\$4,729	\$6,199	286
TF49ULO92-8	\$2,999	\$3,999	285	TF61UDO94-1D4	\$4,729	\$6,199	287
TF49ULO93-1	\$3,649	\$4,849	285	TF61UDO94-8D2	\$4,729	\$6,199	286
TF49ULO93-8	\$3,649	\$4,849	285	TF61UDO94-8D4	\$4,729	\$6,199	287
TF49ULO94-1	\$3,649	\$4,849	285	TF73G90	\$3,199	\$4,249	288
TF49ULO94-8	\$3,649	\$4,849	285	TF73G91	\$3,199	\$4,249	288
TF49URO90-1	\$2,849	\$3,799	285	TF73G92	\$3,329	\$4,429	288
TF49URO90-8	\$2,849	\$3,799	285	TF73G93	\$3,699	\$4,899	288
TF49URO91-1	\$2,849	\$3,799	285	TF73G94	\$3,699	\$4,899	288
TF49URO91-8	\$2,849	\$3,799	285	TF73UDO90-1D3	\$4,429	\$5,879	287
TF49URO92-1	\$2,999	\$3,999	285	TF73UDO90-1D5	\$4,429	\$5,879	288
TF49URO92-8	\$2,999	\$3,999	285	TF73UDO90-1D6	\$4,429	\$5,879	288
TF49URO93-1	\$3,649	\$4,849	285	TF73UDO90-8D3	\$4,429	\$5,879	287
TF49URO93-8	\$3,649	\$4,849	285	TF73UDO90-8D5	\$4,429	\$5,879	288
TF49URO94-1	\$3,649	\$4,849	285	TF73UDO90-8D6	\$4,429	\$5,879	288
TF49URO94-8	\$3,649	\$4,849	285	TF73UDO91-1D3	\$4,429	\$5,879	287
TF61G90	\$2,679	\$3,579	287	TF73UDO91-1D5	\$4,429	\$5,879	288
TF61G91	\$2,679	\$3,579	287	TF73UDO91-1D6	\$4,429	\$5,879	288
TF61G92	\$2,849	\$3,799	287	TF73UDO91-8D3	\$4,429	\$5,879	287
TF61G93	\$3,499	\$4,649	287	TF73UDO91-8D5	\$4,429	\$5,879	288
TF61G94	\$3,499	\$4,649	287	TF73UDO91-8D6	\$4,429	\$5,879	288
TF61UCO90-1	\$3,199	\$4,249	286	TF73UDO92-1D3	\$4,579	\$6,079	287
TF61UCO90-8	\$3,199	\$4,249	286	TF73UDO92-1D5	\$4,579	\$6,079	288
TF61UCO91-1	\$3,199	\$4,249	286	TF73UDO92-1D6	\$4,579	\$6,079	288
TF61UCO91-8	\$3,199	\$4,249	286	TF73UDO92-8D3	\$4,579	\$6,079	287
TF61UCO92-1	\$3,329	\$4,429	286	TF73UDO92-8D5	\$4,579	\$6,079	288
TF61UCO92-8	\$3,329	\$4,429	286	TF73UDO92-8D6	\$4,579	\$6,079	288
TF61UCO93-1	\$3,699	\$4,899	286	TF73UDO93-1D3	\$5,249	\$6,979	287
TF61UCO93-8	\$3,699	\$4,899	286	TF73UDO93-1D5	\$5,249	\$6,979	288
TF61UCO94-1	\$3,699	\$4,899	286	TF73UDO93-1D6	\$5,249	\$6,979	288
TF61UDO91-1D2	\$3,699	\$4,899	286	TF73UDO93-8D3	\$5,249	\$6,979	287
TF61UDO90-1D4	\$3,699	\$4,899	287	TF73UDO93-8D5	\$5,249	\$6,979	288
TF61UDO90-8D2	\$3,699	\$4,899	286	TF73UDO93-8D6	\$5,249	\$6,979	288
TF61UDO90-8D4	\$3,699	\$4,899	287	TF73UDO94-1D3	\$5,249	\$6,979	287
TF61UDO91-1D4	\$3,699	\$4,899	287	TF73UDO94-1D5	\$5,249	\$6,979	288



INDEX

	Price USD	Price CAD	Page		Price USD	Price CAD	Page
TF73UDO94-1D6	\$5,249	\$6,979	288	VADRAWER24P	\$1,129	\$1,479	365
TF73UDO94-8D3	\$5,249	\$6,979	287	VADRAWER24X	\$1,129	\$1,479	365
TF73UDO94-8D5	\$5,249	\$6,979	288	VADRAWER30P	\$1,229	\$1,629	365
TF73UDO94-8D6	\$5,249	\$6,979	288	VADRAWER30X	\$1,229	\$1,629	365
TS25UCN21-1	\$1,649	\$2,199	281	VADRAWER36P	\$1,399	\$1,849	365
TS25UCN21-8	\$1,649	\$2,199	281	VADRAWER36X	\$1,399	\$1,849	365
TS31UCN21-1	\$1,849	\$2,449	282	VAELECTRIC18	\$779	\$1,049	365
TS31UCN21-8	\$1,849	\$2,449	282	VAELECTRIC21	\$779	\$1,049	365
UC30276FPNE2N	\$3,999	\$5,329	41	VM12H1D18F__N	\$729	\$979	265
UC30276FPNE4N	\$4,829	\$6,399	41	VM12H1D18F__S	\$1,179	\$1,549	265
UC30276RP3E2N	\$4,829	\$6,399	41	VM12H1D21F__N	\$729	\$979	265
UC48276RP3E4N	\$7,379	\$9,799	41	VM12H1D21F__S	\$1,179	\$1,549	265
UC30276RPTE4N	\$5,849	\$7,799	41	VM12H2D18F__N	\$1,129	\$1,479	265
UC36276FPNE2N	\$4,829	\$6,399	41	VM12H2D18F__S	\$1,549	\$2,049	265
UC36276FPNE4N	\$5,579	\$7,429	41	VM12H2D21F__N	\$1,129	\$1,479	265
UC36276RP3E2N	\$5,579	\$7,429	41	VM12H2D21F__S	\$1,549	\$2,049	265
UC36276RP3E4N	\$6,349	\$8,449	41	VM1SKH1D18-__	\$379	\$499	276
UC36276RPTE4N	\$6,579	\$8,749	41	VM1SKH1D21-__	\$379	\$499	276
UC48276FPNE2N	\$5,799	\$7,729	41	VM1SKH2D18-__	\$479	\$649	276
UC48276FPNE4N	\$6,579	\$8,749	41	VM1SKH2D21-__	\$479	\$649	276
UC30276RP3E4N	\$5,579	\$7,429	41	VM1SKH3D18-__	\$529	\$699	276
UC48276RP3E2N	\$6,579	\$8,749	41	VM1SKH3D21-__	\$529	\$699	276
UC48276RPTE4N	\$7,629	\$10,129	41	VM1SKH4D18-__	\$699	\$929	276
UGKIT	\$329	\$449	363	VM1SKH4D21-__	\$699	\$929	276
UHANDLE3076	\$779	\$1,049	360	VM24H1D18F__N	\$1,599	\$2,129	266
UHANDLE3077	\$779	\$1,049	360	VM24H1D18F__S	\$2,149	\$2,879	266
UHANDLE3082	\$779	\$1,049	360	VM24H1D18P__N	\$1,599	\$2,129	266
UHANDLE3083	\$779	\$1,049	360	VM24H1D18P__S	\$2,149	\$2,879	266
UHANDLE3676	\$849	\$1,129	360	VM24H1D18R__N	\$1,099	\$1,449	266
UHANDLE3677	\$849	\$1,129	360	VM24H1D18R__S	\$1,549	\$2,049	266
UHANDLE3682	\$879	\$1,149	360	VM24H1D18T__N	\$1,599	\$2,129	266
UHANDLE3683	\$879	\$1,149	360	VM24H1D18T__S	\$2,149	\$2,879	266
UHANDLE4876	\$929	\$1,229	360	VM24H1D21F__N	\$1,599	\$2,129	266
UHANDLE4877	\$929	\$1,229	360	VM24H1D21F__S	\$2,149	\$2,879	266
UHANDLE4882	\$979	\$1,299	360	VM24H1D21P__N	\$1,599	\$2,129	266
UHANDLE4883	\$979	\$1,299	360	VM24H1D21P__S	\$2,149	\$2,879	266
USMK27D6P	\$329	\$449	360	VM24H1D21R__N	\$1,099	\$1,449	267
USMK27D6SRP	\$329	\$449	362	VM24H1D21R__S	\$1,549	\$2,049	267
UTK30D6A	\$399	\$529	361	VM24H1D21T__N	\$1,599	\$2,129	267
UTK30D6ASR	\$399	\$529	43	VM24H1D21T__S	\$2,149	\$2,879	267
UTK36D6A	\$399	\$529	361	VM24H2D18F__N	\$1,929	\$2,579	268
UTK36D6ASR	\$399	\$529	43	VM24H2D18F__S	\$2,549	\$3,399	268
UTK48D6A	\$399	\$529	361	VM24H2D18P__N	\$1,929	\$2,579	268
UTK48D6ASR	\$399	\$529	43	VM24H2D18P__S	\$2,549	\$3,399	268
VADRAWER12X	\$899	\$1,199	365	VM24H2D21F__N	\$1,929	\$2,579	268

**INDEX**

	Price USD	Price CAD	Page		Price USD	Price CAD	Page
VM24H2D21F__S	\$2,549	\$3,399	268	VM36H1D21P__N	\$3,399	\$4,499	273
VM24H2D21P__N	\$1,929	\$2,579	268	VM36H1D21P__S	\$4,029	\$5,349	273
VM24H2D21P__S	\$2,549	\$3,399	268	VM36H1D21R__N	\$2,049	\$2,729	273
VM2SKH1D18-__	\$529	\$699	277	VM36H1D21R__S	\$2,449	\$3,279	273
VM2SKH1D21-__	\$529	\$699	277	VM36H1D21F__N	\$3,399	\$4,499	273
VM2SKH2D18-__	\$699	\$929	277	VM36H1D21T__S	\$4,029	\$5,349	273
VM2SKH2D21-__	\$699	\$929	277	VM36H2D18F__N	\$3,779	\$5,029	274
VM2SKH3D18-__	\$979	\$1,299	277	VM36H2D18F__S	\$4,429	\$5,879	274
VM2SKH3D21-__	\$979	\$1,299	277	VM36H2D18P__N	\$3,779	\$5,029	274
VM2SKH4D18-__	\$1,179	\$1,549	277	VM36H2D18P__S	\$4,429	\$5,879	274
VM2SKH4D21-__	\$1,179	\$1,549	277	VM36H2D21F__N	\$3,779	\$5,029	274
VM30H1D18F__N	\$2,549	\$3,399	269	VM36H2D21F__S	\$4,429	\$5,879	274
VM30H1D18F__S	\$3,029	\$4,029	269	VM36H2D21P__N	\$3,779	\$5,029	274
VM30H1D18P__N	\$2,549	\$3,399	269	VM36H2D21P__S	\$4,429	\$5,879	274
VM30H1D18P__S	\$3,029	\$4,029	269	VMAKITH1	\$179	\$229	278
VM30H1D18R__N	\$1,549	\$2,049	269	VMAKITH2	\$179	\$229	278
VM30H1D18R__S	\$2,049	\$2,729	269	VMAKITH3	\$379	\$499	278
VM30H1D18T__N	\$2,279	\$3,029	269	VMAKITH4	\$379	\$499	278
VM30H1D18T__S	\$3,029	\$4,029	269	VMGKITH1	\$179	\$229	278
VM30H1D21F__N	\$2,549	\$3,399	270	VMGKITH2	\$179	\$229	278
VM30H1D21F__S	\$3,029	\$4,029	270	VMGKITH3	\$379	\$499	278
VM30H1D21P__N	\$2,549	\$3,399	270	VMGKITH4	\$379	\$499	278
VM30H1D21P__S	\$3,029	\$4,029	270	VP12H1D18F__N76	\$1,129	\$1,479	219
VM30H1D21R__N	\$1,549	\$2,049	270	VP12H1D18F__N77	\$1,129	\$1,479	219
VM30H1D21R__S	\$2,049	\$2,729	270	VP12H1D18F__N82	\$1,329	\$1,749	219
VM30H1D21T__N	\$2,549	\$3,399	270	VP12H1D18F__N83	\$1,329	\$1,749	219
VM30H1D21T__S	\$3,029	\$4,029	270	VP12H1D18F__S76	\$1,479	\$1,979	219
VM30H2D18F__N	\$2,849	\$3,799	271	VP12H1D18F__S77	\$1,479	\$1,979	219
VM30H2D18F__S	\$3,499	\$4,649	271	VP12H1D18F__N82	\$1,329	\$1,749	219
VM30H2D18P__N	\$2,849	\$3,799	271	VP12H1D18F__N83	\$1,329	\$1,749	219
VM30H2D18P__S	\$3,499	\$4,649	271	VP12H1D21F__N76	\$1,129	\$1,479	220
VM30H2D21F__N	\$2,849	\$3,799	271	VP12H1D21F__N77	\$1,129	\$1,479	220
VM30H2D21F__S	\$3,499	\$4,649	271	VP12H1D21F__N82	\$1,329	\$1,749	220
VM30H2D21P__N	\$2,849	\$3,799	271	VP12H1D21F__N83	\$1,329	\$1,749	220
VM30H2D21P__S	\$3,499	\$4,649	271	VP12H1D21F__S76	\$1,479	\$1,979	220
VM36H1D18F__N	\$3,399	\$4,499	272	VP12H1D21F__S77	\$1,479	\$1,979	220
VM36H1D18F__S	\$4,029	\$5,349	272	VP12H1D21F__S82	\$1,729	\$2,299	220
VM36H1D18P__N	\$3,399	\$4,499	272	VP12H1D21F__S83	\$1,729	\$2,299	220
VM36H1D18P__S	\$4,029	\$5,349	272	VP12H2D18F__N76	\$1,429	\$1,899	221
VM36H1D18R__N	\$2,049	\$2,729	272	VP12H2D18F__N77	\$1,429	\$1,899	221
VM36H1D18R__S	\$2,449	\$3,279	272	VP12H2D18F__N82	\$1,579	\$2,079	221
VM36H1D18T__N	\$3,399	\$4,499	272	VP12H2D18F__N83	\$1,579	\$2,079	221
VM36H1D18T__S	\$4,029	\$5,349	272	VP12H2D18F__S76	\$1,849	\$2,449	221
VM36H1D21F__N	\$3,399	\$4,499	273	VP12H2D18F__S77	\$1,849	\$2,449	221
VM36H1D21F__S	\$4,029	\$5,349	273	VP12H2D18F__S82	\$2,029	\$2,679	221



INDEX

	Price USD	Price CAD	Page		Price USD	Price CAD	Page
VP12H2D18F__S83	\$2,029	\$2,679	221	VP24H1D21F__S76	\$2,529	\$3,349	227
VP12H2D21F__N76	\$1,429	\$1,899	222	VP24H1D21F__S77	\$2,529	\$3,349	228
VP12H2D21F__N77	\$1,429	\$1,899	222	VP24H1D21F__S82	\$2,649	\$3,549	229
VP12H2D21F__N82	\$1,579	\$2,079	222	VP24H1D21F__S83	\$2,649	\$3,549	230
VP12H2D21F__N83	\$1,579	\$2,079	222	VP24H1D21P__N76	\$1,929	\$2,579	227
VP12H2D21F__S76	\$1,849	\$2,449	222	VP24H1D21P__N77	\$1,929	\$2,579	228
VP12H2D21F__S77	\$1,849	\$2,449	222	VP24H1D21P__N82	\$2,129	\$2,829	229
VP12H2D21F__S82	\$2,029	\$2,679	222	VP24H1D21P__N83	\$2,129	\$2,829	230
VP12H2D21F__S83	\$2,029	\$2,679	222	VP24H1D21P__S76	\$2,529	\$3,349	227
VP24H1D18F__N76	\$1,929	\$2,579	223	VP24H1D21P__S77	\$2,529	\$3,349	228
VP24H1D18F__N77	\$1,929	\$2,579	224	VP24H1D21P__S82	\$2,649	\$3,549	229
VP24H1D18F__N82	\$2,129	\$2,829	225	VP24H1D21P__S83	\$2,649	\$3,549	230
VP24H1D18F__N83	\$2,129	\$2,829	226	VP24H1D21R__N76	\$1,429	\$1,899	227
VP24H1D18F__S76	\$2,529	\$3,349	223	VP24H1D21R__N77	\$1,429	\$1,899	228
VP24H1D18F__S77	\$2,529	\$3,349	224	VP24H1D21R__N82	\$1,579	\$2,079	229
VP24H1D18F__S82	\$2,649	\$3,549	225	VP24H1D21R__N83	\$1,579	\$2,079	230
VP24H1D18F__S83	\$2,649	\$3,549	226	VP24H1D21R__S76	\$1,929	\$2,579	227
VP24H1D18P__N76	\$1,929	\$2,579	223	VP24H1D21R__S77	\$1,929	\$2,579	228
VP24H1D18P__N77	\$1,929	\$2,579	224	VP24H1D21R__S82	\$2,079	\$2,749	229
VP24H1D18P__N82	\$2,129	\$2,829	225	VP24H1D21R__S83	\$2,079	\$2,749	230
VP24H1D18P__N83	\$2,129	\$2,829	226	VP24H1D21T__N76	\$1,929	\$2,579	227
VP24H1D18P__S76	\$2,529	\$3,349	223	VP24H1D21T__N77	\$1,929	\$2,579	228
VP24H1D18P__S77	\$2,529	\$3,349	224	VP24H1D21T__N82	\$2,129	\$2,829	229
VP24H1D18P__S82	\$2,649	\$3,549	225	VP24H1D21T__N83	\$2,129	\$2,829	230
VP24H1D18P__S83	\$2,649	\$3,549	226	VP24H1D21T__S76	\$2,529	\$3,349	227
VP24H1D18R__N76	\$1,429	\$1,899	223	VP24H1D21T__S77	\$2,529	\$3,349	228
VP24H1D18R__N77	\$1,429	\$1,899	224	VP24H1D21T__S82	\$2,649	\$3,549	229
VP24H1D18R__N82	\$1,579	\$2,079	225	VP24H1D21T__S83	\$2,649	\$3,549	230
VP24H1D18R__N83	\$1,579	\$2,079	226	VP24H2D18F__N76	\$2,349	\$3,129	231
VP24H1D18R__S76	\$1,929	\$2,579	223	VP24H2D18F__N77	\$2,349	\$3,129	231
VP24H1D18R__S77	\$1,929	\$2,579	224	VP24H2D18F__N82	\$2,529	\$3,349	229
VP24H1D18R__S82	\$2,079	\$2,749	225	VP24H2D18F__N83	\$2,529	\$3,349	230
VP24H1D18R__S83	\$2,079	\$2,749	226	VP24H2D18F__S76	\$2,829	\$3,779	231
VP24H1D18T__N76	\$1,929	\$2,579	223	VP24H2D18F__S77	\$2,829	\$3,779	231
VP24H1D18T__N77	\$1,929	\$2,579	224	VP24H2D18F__S82	\$2,949	\$3,929	229
VP24H1D18T__N82	\$2,129	\$2,829	225	VP24H2D18F__S83	\$2,949	\$3,929	230
VP24H1D18T__N83	\$2,129	\$2,829	226	VP24H2D18P__N76	\$2,349	\$3,129	231
VP24H1D18T__S76	\$2,529	\$3,349	223	VP24H2D18P__N77	\$2,349	\$3,129	231
VP24H1D18T__S77	\$2,529	\$3,349	224	VP24H2D18P__N82	\$2,529	\$3,349	232
VP24H1D18T__S82	\$2,649	\$3,549	225	VP24H2D18P__N83	\$2,529	\$3,349	232
VP24H1D18T__S83	\$2,649	\$3,549	226	VP24H2D18P__S76	\$2,829	\$3,779	231
VP24H1D21F__N76	\$1,929	\$2,579	227	VP24H2D18P__S77	\$2,829	\$3,779	231
VP24H1D21F__N77	\$1,929	\$2,579	228	VP24H2D18P__S82	\$2,949	\$3,929	232
VP24H1D21F__N82	\$2,129	\$2,829	225	VP24H2D18P__S83	\$2,949	\$3,929	232
VP24H1D21F__N83	\$2,129	\$2,829	230	VP24H2D21F__N76	\$2,349	\$3,129	233



INDEX

	Price USD	Price CAD	Page		Price USD	Price CAD	Page
VP24H2D21F__N77	\$2,349	\$3,129	233	VP30H1D18T__S82	\$3,579	\$4,779	237
VP24H2D21F__N82	\$2,529	\$3,349	234	VP30H1D18T__S83	\$3,579	\$4,779	238
VP24H2D21F__N83	\$2,529	\$3,349	234	VP30H1D21F__N76	\$2,829	\$3,779	239
VP24H2D21P__S76	\$2,829	\$3,779	233	VP30H1D21F__N77	\$2,829	\$3,779	240
VP24H2D21F__S77	\$2,829	\$3,779	233	VP30H1D21F__N82	\$2,949	\$3,929	241
VP24H2D21F__S82	\$2,949	\$3,929	234	VP30H1D21F__N83	\$2,949	\$3,929	242
VP24H2D21F__S83	\$2,949	\$3,929	234	VP30H1D21F__S76	\$3,479	\$4,629	239
VP24H2D21P__N76	\$2,349	\$3,129	233	VP30H1D21F__S77	\$3,479	\$4,629	240
VP24H2D21P__N77	\$2,349	\$3,129	233	VP30H1D21F__S82	\$3,579	\$4,779	241
VP24H2D21P__N82	\$2,529	\$3,349	234	VP30H1D21F__S83	\$3,579	\$4,779	242
VP24H2D21P__N83	\$2,529	\$3,349	234	VP30H1D21P__N76	\$2,829	\$3,779	239
VP24H2D21P__S76	\$2,829	\$3,779	233	VP30H1D21P__N77	\$2,829	\$3,779	240
VP24H2D21P__S77	\$2,829	\$3,779	233	VP30H1D21P__N82	\$2,949	\$3,929	241
VP24H2D21P__S82	\$2,949	\$3,929	234	VP30H1D21P__N83	\$2,949	\$3,929	242
VP24H2D21P__S83	\$2,949	\$3,929	234	VP30H1D21P__S76	\$3,479	\$4,629	239
VP30H1D18F__N76	\$2,829	\$3,779	235	VP30H1D21P__S77	\$3,479	\$4,629	240
VP30H1D18P__N77	\$2,829	\$3,779	236	VP30H1D21P__S82	\$3,579	\$4,779	241
VP30H1D18F__N82	\$2,949	\$3,929	237	VP30H1D21P__S83	\$3,579	\$4,779	242
VP30H1D18F__N83	\$2,949	\$3,929	238	VP30H1D21R__N76	\$2,179	\$2,899	239
VP30H1D18F__S76	\$3,479	\$4,629	235	VP30H1D21R__N77	\$2,179	\$2,899	240
VP30H1D18F__S77	\$3,479	\$4,629	236	VP30H1D21R__N82	\$2,349	\$3,129	241
VP30H1D18F__S82	\$3,579	\$4,779	237	VP30H1D21R__N83	\$2,349	\$3,129	242
VP30H1D18P__S83	\$3,579	\$4,779	238	VP30H1D21R__S76	\$2,749	\$3,649	239
VP30H1D18P__N76	\$2,829	\$3,779	235	VP30H1D21R__S77	\$2,749	\$3,649	240
VP30H1D18P__N77	\$2,529	\$3,349	236	VP30H1D21R__S82	\$2,879	\$3,849	241
VP30H1D18P__N82	\$2,949	\$3,929	237	VP30H1D21R__S83	\$2,879	\$3,849	242
VP30H1D18P__N83	\$2,949	\$3,929	238	VP30H1D21T__N76	\$2,829	\$3,779	239
VP30H1D18P__S76	\$3,479	\$4,629	235	VP30H1D21T__N77	\$2,829	\$3,779	240
VP30H1D18P__S77	\$3,479	\$4,629	236	VP30H1D21T__N82	\$2,949	\$3,929	241
VP30H1D18P__S82	\$3,579	\$4,779	237	VP30H1D21T__N83	\$2,949	\$3,929	242
VP30H1D18P__S83	\$3,199	\$4,249	238	VP30H1D21T__S76	\$3,479	\$4,629	239
VP30H1D18R__N76	\$2,179	\$2,899	235	VP30H1D21T__S77	\$3,479	\$4,629	240
VP30H1D18R__N77	\$2,179	\$2,899	236	VP30H1D21T__S82	\$3,579	\$4,779	241
VP30H1D18R__N82	\$2,349	\$3,129	237	VP30H1D21T__S83	\$3,579	\$4,779	242
VP30H1D18R__N83	\$2,349	\$3,129	238	VP30H2D18F__N76	\$3,199	\$4,249	243
VP30H1D18R__S76	\$2,749	\$3,649	235	VP30H2D18F__N77	\$3,199	\$4,249	243
VP30H1D18R__S77	\$2,749	\$3,649	236	VP30H2D18F__N82	\$3,399	\$4,499	244
VP30H1D18R__S82	\$2,879	\$3,849	237	VP30H2D18F__N83	\$3,399	\$4,499	244
VP30H1D18R__S83	\$2,879	\$3,849	238	VP30H2D18F__S76	\$3,799	\$5,049	243
VP30H1D18T__N76	\$2,829	\$3,779	235	VP30H2D18F__S77	\$3,799	\$5,049	243
VP30H1D18T__N77	\$2,829	\$3,779	236	VP30H2D18F__S82	\$3,949	\$5,249	244
VP30H1D18T__N82	\$2,949	\$3,929	237	VP30H2D18F__S83	\$3,949	\$5,249	244
VP30H1D18T__N83	\$2,949	\$3,929	238	VP30H2D18P__N76	\$3,199	\$4,249	243
VP30H1D18T__S76	\$3,479	\$4,629	235	VP30H2D18P__N77	\$3,199	\$4,249	243
VP30H1D18T__S77	\$3,479	\$4,629	236	VP30H2D18P__N82	\$3,399	\$4,499	244

**INDEX**

	Price USD	Price CAD	Page		Price USD	Price CAD	Page
VP30H2D18P__N83	\$3,399	\$4,499	244	VP36H1D18T__N76	\$3,729	\$4,949	247
VP30H2D18P__S76	\$3,799	\$5,049	243	VP36H1D18T__N77	\$3,729	\$4,949	248
VP30H2D18P__S77	\$3,799	\$5,049	243	VP36H1D18T__N82	\$3,849	\$5,129	249
VP30H2D18P__S82	\$3,949	\$5,249	244	VP36H1D18T__N83	\$3,849	\$5,129	250
VP30H2D18P__S83	\$3,949	\$5,249	244	VP36H1D18T__S76	\$4,379	\$5,799	247
VP30H2D21F__N76	\$3,199	\$4,249	245	VP36H1D18T__S77	\$4,379	\$5,799	248
VP30H2D21F__N77	\$3,199	\$4,249	245	VP36H1D18T__S82	\$4,599	\$6,099	249
VP30H2D21F__N82	\$3,399	\$4,499	246	VP36H1D18T__S83	\$4,599	\$6,099	250
VP30H2D21F__N83	\$3,399	\$4,499	246	VP36H1D21F__N76	\$3,729	\$4,949	251
VP30H2D21F__S76	\$3,799	\$5,049	245	VP36H1D21F__N77	\$3,729	\$4,949	252
VP30H2D21F__S77	\$3,799	\$5,049	245	VP36H1D21F__N82	\$3,849	\$5,129	253
VP30H2D21F__S82	\$3,949	\$5,249	246	VP36H1D21F__N83	\$3,849	\$5,129	254
VP30H2D21F__S83	\$3,949	\$5,249	246	VP36H1D21F__S76	\$4,379	\$5,799	251
VP30H2D21P__N76	\$3,199	\$4,249	245	VP36H1D21F__S77	\$4,379	\$5,799	252
VP30H2D21P__N77	\$3,199	\$4,249	245	VP36H1D21F__S82	\$4,599	\$6,099	253
VP30H2D21P__N82	\$3,399	\$4,499	246	VP36H1D21F__S83	\$4,599	\$6,099	254
VP30H2D21P__N83	\$3,399	\$4,499	246	VP36H1D21P__N76	\$3,729	\$4,949	251
VP30H2D21P__S76	\$3,799	\$5,049	245	VP36H1D21P__N77	\$3,729	\$4,949	252
VP30H2D21P__S77	\$3,799	\$5,049	245	VP36H1D21P__N82	\$3,849	\$5,129	253
VP30H2D21P__S82	\$3,949	\$5,249	246	VP36H1D21P__N83	\$3,849	\$5,129	254
VP30H2D21P__S83	\$3,949	\$5,249	246	VP36H1D21P__S76	\$4,379	\$5,799	251
VP36H1D18F__N76	\$3,729	\$4,949	247	VP36H1D21P__S77	\$4,379	\$5,799	252
VP36H1D18F__N77	\$3,729	\$4,949	248	VP36H1D21P__S82	\$4,599	\$6,099	253
VP36H1D18F__N82	\$3,849	\$5,129	249	VP36H1D21P__S83	\$4,599	\$6,099	254
VP36H1D18F__N83	\$3,849	\$5,129	250	VP36H1D21R__N76	\$2,949	\$3,929	251
VP36H1D18F__S76	\$4,379	\$5,799	247	VP36H1D21R__N77	\$2,949	\$3,929	252
VP36H1D18F__S77	\$4,379	\$5,799	248	VP36H1D21R__N82	\$3,129	\$4,179	253
VP36H1D18F__S82	\$4,599	\$6,099	249	VP36H1D21R__N83	\$3,129	\$4,179	254
VP36H1D18F__S83	\$4,599	\$6,099	250	VP36H1D21R__S76	\$3,579	\$4,779	251
VP36H1D18P__N76	\$3,729	\$4,949	247	VP36H1D21R__S77	\$3,579	\$4,779	252
VP36H1D18P__N77	\$3,729	\$4,949	248	VP36H1D21R__S82	\$3,729	\$4,949	253
VP36H1D18P__N82	\$3,849	\$5,129	249	VP36H1D21R__S83	\$3,729	\$4,949	254
VP36H1D18P__N83	\$3,849	\$5,129	250	VP36H1D21T__N76	\$3,729	\$4,949	251
VP36H1D18P__S76	\$4,379	\$5,799	247	VP36H1D21T__N77	\$3,729	\$4,949	252
VP36H1D18P__S77	\$4,379	\$5,799	248	VP36H1D21T__N82	\$3,849	\$5,129	253
VP36H1D18P__S82	\$4,599	\$6,099	249	VP36H1D21T__N83	\$3,849	\$5,129	254
VP36H1D18P__S83	\$4,599	\$6,099	250	VP36H1D21T__S76	\$4,379	\$5,799	251
VP36H1D18R__N76	\$2,949	\$3,929	247	VP36H1D21T__S77	\$4,379	\$5,799	252
VP36H1D18R__N77	\$2,949	\$3,929	248	VP36H1D21T__S82	\$4,599	\$6,099	253
VP36H1D18R__N82	\$3,129	\$4,179	249	VP36H1D21T__S83	\$4,599	\$6,099	254
VP36H1D18R__N83	\$3,129	\$4,179	250	VP36H2D18F__N76	\$3,999	\$5,329	255
VP36H1D18R__S76	\$3,579	\$4,779	247	VP36H2D18F__N77	\$3,999	\$5,329	255
VP36H1D18R__S77	\$3,579	\$4,779	248	VP36H2D18F__N82	\$4,179	\$5,549	256
VP36H1D18R__S82	\$3,729	\$4,949	249	VP36H2D18F__N83	\$4,179	\$5,549	256
VP36H1D18R__S83	\$3,729	\$4,949	250	VP36H2D18F__S76	\$4,729	\$6,199	255



INDEX

	Price USD	Price CAD	Page		Price USD	Price CAD	Page
VP36H2D18F__S77	\$4,729	\$6,199	255	YM2033APPFN3H84	\$2,329	\$3,099	202
VP36H2D18F__S82	\$4,899	\$6,529	256	YM2033APPFN3H86	\$2,329	\$3,099	202
VP36H2D18F__S83	\$4,899	\$6,529	256	YM2040SPPFN3H83	\$2,379	\$3,149	202
VP36H2D18P__N76	\$3,999	\$5,329	255	YM2040SPPFN3H84	\$2,379	\$3,149	202
VP36H2D18P__N77	\$3,999	\$5,329	255	YM2040SPPFN3H86	\$2,379	\$3,149	202
VP36H2D18P__N82	\$4,179	\$5,549	256	YM2040SNPFNZH83	\$2,029	\$2,679	202
VP36H2D18P__N83	\$4,179	\$5,549	256	YM2040SNPFNZH84	\$2,029	\$2,679	202
VP36H2D18P__S76	\$4,729	\$6,199	255	YM2040SNPFNZH86	\$2,029	\$2,679	202
VP36H2D18P__S77	\$4,729	\$6,199	255	YM2430RCFPD3	\$999	\$1,349	193
VP36H2D18P__S82	\$4,899	\$6,529	256	YM2430RCFPD4	\$999	\$1,349	193
VP36H2D18P__S83	\$4,899	\$6,529	256	YM2430RGFPD3	\$1,179	\$1,549	193
VP36H2D21F__N76	\$3,999	\$5,329	257	YM2430RIFPD3	\$1,349	\$1,779	193
VP36H2D21F__N77	\$3,999	\$5,329	257	YM2430RIFPD4	\$1,349	\$1,779	193
VP36H2D21F__N82	\$4,179	\$5,549	258	YM2430RPFPD3	\$1,249	\$1,679	193
VP36H2D21F__N83	\$4,179	\$5,549	258	YM2430RPFPD3K	\$1,579	\$2,079	193
VP36H2D21F__S76	\$4,729	\$6,199	257	YM2430RSFPD3	\$1,179	\$1,549	193
VP36H2D21F__S77	\$4,729	\$6,199	257	YM2440RCFPD3	\$1,049	\$1,399	193
VP36H2D21F__S82	\$4,899	\$6,529	258	YM2440RCFPD4	\$1,049	\$1,399	193
VP36H2D21F__S83	\$4,899	\$6,529	258	YM2440RGFPD3	\$1,229	\$1,629	193
VP36H2D21P__N76	\$3,999	\$5,329	257	YM2440RIFPD3	\$1,429	\$1,899	193
VP36H2D21P__N77	\$3,999	\$5,329	257	YM2440RIFPD4	\$1,429	\$1,899	193
VP36H2D21P__N82	\$4,179	\$5,549	258	YM2440RPFPD3	\$1,349	\$1,779	193
VP36H2D21P__N83	\$4,179	\$5,549	258	YM2440RPFPD3K	\$1,629	\$2,149	193
VP36H2D21P__S76	\$4,729	\$6,199	257	YM2440RSFPD3	\$1,229	\$1,629	193
VP36H2D21P__S77	\$4,729	\$6,199	257	YM2531RPSMD376	\$1,849	\$2,449	184
VP36H2D21P__S82	\$4,899	\$6,529	258	YM2531RPSMD377	\$1,849	\$2,449	184
VP36H2D21P__S83	\$4,899	\$6,529	258	YM2531RPSMD382	\$2,029	\$2,679	184
VT-PUSHKIT	\$129	\$179	359	YM2531RPSMD383	\$2,029	\$2,679	184
VT-SPOMM	\$399	\$529	359	YM2531RPSMD3K76	\$2,029	\$2,679	184
VT-SPOMM-L	\$499	\$679	359	YM2531RPSMD3K77	\$2,029	\$2,679	184
VT-WIREORG	\$55	\$72	358	YM2531RPSMD3K82	\$2,249	\$2,979	184
YC2430D4P1L3	\$1,949	\$2,599	105	YM2531RPSMD3K83	\$2,249	\$2,979	184
YC2430D4P1R3	\$1,949	\$2,599	105	YM2541RPSMD376	\$2,249	\$2,979	184
YC2440D4P1L3	\$2,399	\$3,199	105	YM2541RPSMD377	\$2,249	\$2,979	184
YC2440D4P1R3	\$2,399	\$3,199	105	YM2541RPSMD382	\$2,749	\$3,649	184
YMO030CIFPD3	\$1,479	\$1,979	193	YM2541RPSMD383	\$2,749	\$3,649	184
YMO030CIFPD4	\$1,479	\$1,979	193	YM2541RPSMD3K76	\$2,749	\$3,649	184
YMO030CPFPD3	\$1,429	\$1,899	193	YM2541RPSMD3K77	\$2,749	\$3,649	184
YMO040CIFPD3	\$1,849	\$2,449	193	YM2541RPSMD3K82	\$2,879	\$3,849	184
YMO040CIFPD4	\$1,849	\$2,449	193	YM2541RPSMD3K83	\$2,879	\$3,849	184
YMO040CPFPD3	\$1,699	\$2,279	193	YM2743RPCMD376	\$2,879	\$3,849	191
YM2033ANPFNZH83	\$1,949	\$2,599	202	YM2743RPCMD377	\$2,879	\$3,849	191
YM2033ANPFNZH84	\$1,949	\$2,599	202	YM2743RPCMD382	\$3,229	\$4,299	185
YM2033ANPFNZH86	\$1,949	\$2,599	202	YM2743RPCMD383	\$3,229	\$4,299	185
YM2033APPFN3H83	\$2,329	\$3,099	202	YM2743RPCMD3K76	\$3,029	\$4,029	185



INDEX

	Price USD	Price CAD	Page
YM2743RPCMD3K77	\$3,029	\$4,029	185
YM2743RPCMD3K82	\$3,449	\$4,579	185
YM2743RPCMD3K83	\$3,449	\$4,579	185
YM3040RCFPD3	\$1,249	\$1,679	194
YM3040RCFPD4	\$1,249	\$1,679	194
YM3040RGFPD3	\$1,429	\$1,899	194
YM3040RIFPD3	\$1,629	\$2,149	194
YM3040RIFPD4	\$1,629	\$2,149	194
YM3040RPFPD3K	\$1,849	\$2,449	194
YM3040RSFPD3	\$1,429	\$1,899	194
YM3141RPSMD376	\$2,529	\$3,349	184
YM3141RPSMD377	\$2,529	\$3,349	184
YM3141RPSMD382	\$2,949	\$3,929	184
YM3141RPSMD383	\$2,949	\$3,929	184
YM3141RPSMD3K76	\$2,629	\$3,499	184
YM3141RPSMD3K77	\$2,629	\$3,499	184
YM3141RPSMD3K82	\$3,029	\$4,029	184
YM3141RPSMD3K83	\$3,029	\$4,029	184
YM3343RPCMD376	\$3,049	\$4,079	185
YM3343RPCMD377	\$3,049	\$4,079	185
YM3343RPCMD382	\$3,499	\$4,649	185
YM3343RPCMD383	\$3,499	\$4,649	185
YM3343RPCMD3K76	\$3,129	\$4,179	185
YM3343RPCMD3K77	\$3,129	\$4,179	185
YM3343RPCMD3K82	\$3,649	\$4,849	185
YM3343RPCMD3K83	\$3,649	\$4,849	185
YM3640RCFPD3	\$1,429	\$1,899	194
YM3640RCFPD4	\$1,429	\$1,899	194
YM3640RGFPD3	\$1,629	\$2,149	194
YM3640RIFPD3	\$1,849	\$2,449	194
YM3640RIFPD4	\$1,849	\$2,449	194
YM3640RPFPD3	\$1,699	\$2,279	194
YM3640RPFPD3K	\$2,029	\$2,679	194
YM3640RSFPD3	\$1,629	\$2,149	194
YM4836RCFPD3P	\$1,899	\$2,529	194
YM4836RCFPD4P	\$1,899	\$2,529	194
YM4836RGFPD3P	\$2,129	\$2,829	194
YM4836RIFPD3P	\$2,399	\$3,199	194
YM4836RIFPD4P	\$2,399	\$3,199	194
YM4836RPFPD3P	\$2,329	\$3,099	194
YM4836RSFPD3P	\$2,129	\$2,829	194

This image shows a full page of white paper with light blue or grey horizontal ruling lines. The lines are evenly spaced and run across the width of the page. There is no handwriting, printed text, or other markings on the paper.




COLORS AND FINISHES

robern.com/colors-finishes

GLASS ESSENTIAL PALETTE




GLASS CLASSIC PALETTE



GLASS INSPIRE PALETTE




METAL FINISHES



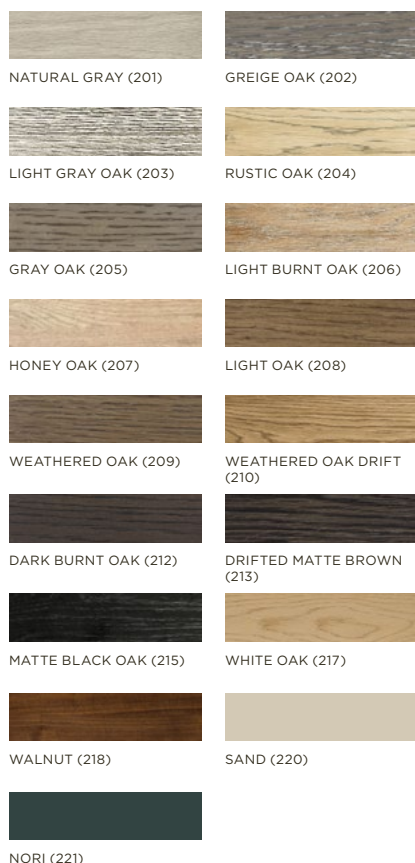
MINERAL CAST VANITY TOPS




GLASS VANITY TOPS



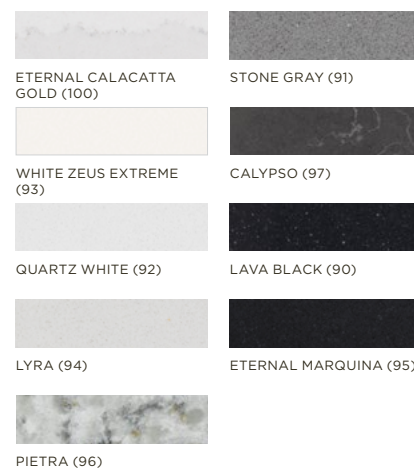
CRAFT SERIES WOOD FINISHES



CRAFT SERIES METAL FINISHES



ENGINEERED STONE VANITY TOPS





Designed to feel beautiful

At Robern, beauty isn't just seen, it's felt.

Every single product we make puts you at the heart of its design – so, they not only look beautiful, but also instill a sense of joy, confidence and satisfaction to those who use them.

Since 1968, Robern has become a symbol of American craftsmanship, weaving thoughtful technology and seamless design to reimagine the spaces that make us feel beautiful.

robern.com
contactus@robern.com
800-877-2376



Scan for
product
lead times



Scan for
product
literature