



**robern.**

MODULAR MIRRORS



robern.

[robern.com/modular-mirrors](https://robern.com/modular-mirrors)



Designer: Studio SHK Interiors



## MODULAR MIRRORS

Widen your horizons with more design flexibility than ever before. Modular Mirrors are designed to fit precisely with the sizing and aesthetic style of your Robern medicine cabinet and lighting, so you can mix and match to create a stunning array that adapts to your construction needs. Robern cabinets provide storage where space allows, while Modular Mirrors seamlessly transition across areas where behind-the-wall obstructions exist. The result: a one-stop solution for styling space design, with no limits on the impact you can make.



Designer: Kimball Modern


# Product Selection

## 1 CHOOSE YOUR SIZE


---




12 x 30



16 x 30



20 x 30




24 x 30


### 30 Inches High




12 x 36



16 x 36




20 x 36




24 x 36


### 36 Inches High




12 x 40



16 x 40



20 x 40




24 x 40

**40 Inches High**

## 2 CHOOSE YOUR EDGE FINISH

---



Polished Edge



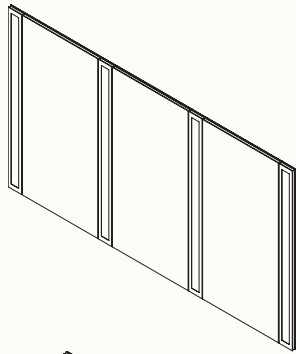
Bevel Edge

# Product Selection

## 3 CHOOSE YOUR INSTALLATION TYPE

Compatible with M Series, PL PORTRAY™, AiO®, Vitality®, PL Series Cabinets and InLine and Vesper® Lighting for a personalized storage solution that seamlessly fits your space.

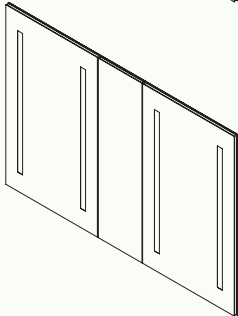
### Examples



#### Lighting | Cabinet | Lighting | Mirror | Lighting | Cabinet | Lighting

##### 74" W Installation

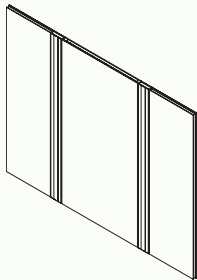
- (4) **ML3.540ILSFMRDV**: InLine 3-1/2" W × 40" H Vertical Lighting (3000K to 4000K)
- (1) **MC2040D4FPRE4**: M Series 20" W × 40" H × 4" D Medicine Cabinet with Flat Top, Polished Edge, Right Hinge and Electric+ Upgrade
- (1) **MODM2040FP**: Modular 20" W × 40" H Mirror with Polished Edge
- (1) **MC2040D4FPLE4**: M Series 20" W × 40" H × 4" D Medicine Cabinet with Flat Top, Polished Edge, Left Hinge and Electric+ Upgrade



#### Cabinet | Mirror | Cabinet

##### 60" W Installation

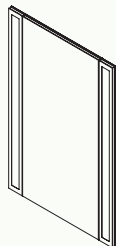
- (1) **YC2440D4P1R3**: Vitality 24" W × 40" H Medicine Cabinet with Right Hinge
- (1) **MODM1240FP**: Modular 12" W × 40" H Mirror with Polished Edge
- (1) **YC2440D4P1L3**: Vitality 24" W × 40" H Medicine Cabinet with Left Hinge



#### Mirror | Lighting | Cabinet | Lighting | Mirror

##### 49-1/2" W Installation

- (2) **MODM1236FP**: Modular 12" W × 36" H Mirror with Polished Edge
- (2) **GLB36ULSS3D**: Vesper 2-3/4" W × 36" H Vertical Lighting, Outline Pattern (3000K)
- (1) **P2C2036D4FPBA**: PL PORTRAY™ 20" W × 36" H Medicine Cabinet with Polished Edge



#### Lighting | Mirror | Lighting

##### 27" W Installation

- (2) **ML3.540ILSFMRD3**: InLine 3-1/2" W × 40" H Vertical Lighting (3000K)
- (1) **MODM2040FP**: Modular 20" W × 40" H Mirror with Polished Edge





Designer: Alice D'Andrea Design

# Model Number Key

MOD M 2040 FP

- 1230 = 12" W × 30" H
- 1236 = 12" W × 36" H
- 1240 = 12" W × 40" H
- 1630 = 16" W × 30" H
- 1636 = 16" W × 36" H
- 1640 = 16" W × 40" H
- 2030 = 20" W × 30" H
- 2036 = 20" W × 36" H
- 2040 = 20" W × 40" H
- 2430 = 24" W × 30" H
- 2436 = 24" W × 36" H
- 2440 = 24" W × 40" H

Dimensions

- FP = Polished Edge
- FB = Bevel Edge

Edge Type



robern.com  
contactus@robern.com  
800-877-2376  
217-1393  
©2021